

X-ray flashes

Luigi Piro ¹

¹ Istituto Astrofisica Spaziale Fisica Cosmica, Roma, INAF
E-mail(LP): luigi.piro@iasf-roma.inaf.it

ABSTRACT

After their discovery with BeppoSAX and vigorous follow up programs with HETE2 and, more recently, with SWIFT, X-ray flashes are still puzzling phenomena. They are a very numerous class of soft GRB, making up about 40% of the total population. In this talk I will review the status of observations and discuss about different scenarios proposed to explain their origin. These include the off-axis jet scenario or sub-energetic GRBs. With its soft X-ray response and wide sky capability, we expect that MAXI will provide important observations to improve our understanding on these elusive phenomena.

X-ray Flashes

Luigi Piro

INAF/IASF Roma

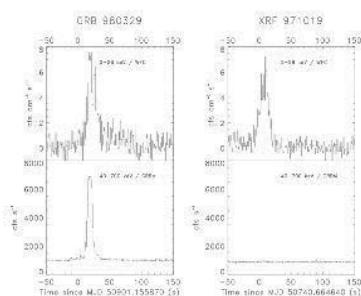


Summary

- Discovery
- A new class of GRBs
- Constrain on the origin from observations
- The puzzle remains open
- MAXI perspectives

X-ray flashes

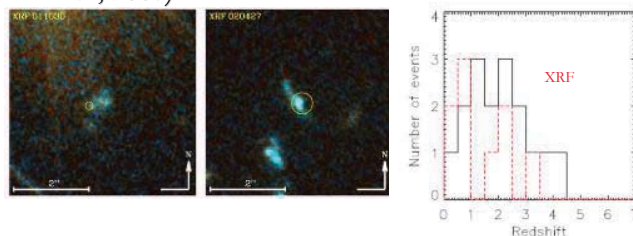
- A New class discovered by BSAX and confirmed by HETE2: about 50% GRB with no or very faint or gamma-ray emission
- high redshift GRBs
- off-axis events
- Subenergetic events, more numerous than normal GRBs



Heise et al 2001

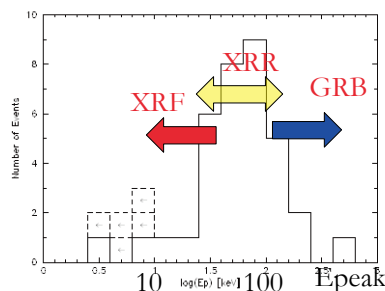
XRF host galaxies

- 2 of XRF localized by BSAX and followed up by Chandra (Bloom et al 03)
- more redshift by SWIFT at $z < 3$ (Gendre, Galli, LP, 2007)



A class of GRBs

- HETE2 (Sakamoto et al 04)




XRF vs GRB: HETE2+BSAX

- 54 XRF+XRR in a combined BeppoSAX and HETE2 (Sakamoto et al) sample (D'Alessio, LP, Rossi (A&A 2006,)
- $H = S(2-30)/S(30-400 \text{ keV})$:
 - XRF: $H > 1$
 - XRR: $0.32 < H < 1$
 - GRB: $H < 1$

XRF vs GRB: Prompt

- Spectral indexes are consistent
- $\langle E_{\text{peak}}(\text{XRF}) \rangle = 35 \text{ keV}$
- $\langle E_{\text{peak}}(\text{GRB}) \rangle = 165 \text{ keV}$



Collapsar model

Sub energetic X-ray flashes

XRF (low Γ)

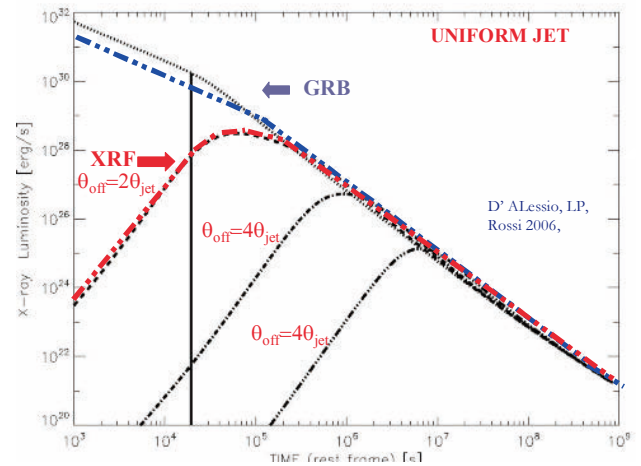
GRB (high Γ)

Woosley et al

Testing the unification scenario the off-axis jet

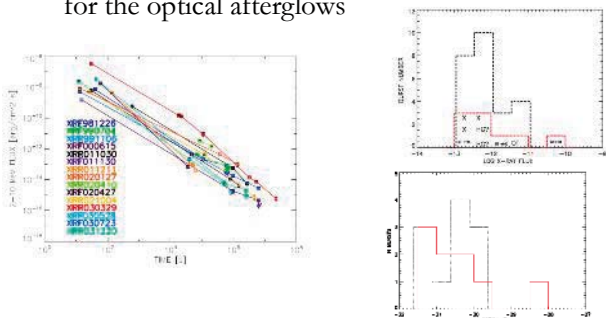
- GRB and XRF have the same intrinsic properties and z distribution
- The only difference is the viewing angle (analogous to the strong unification scenario for AGN)
- Derive average off-axis angle from the prompt (E_{peak}) for the two populations for homogeneous, gaussian and universal jet model, ($dE/d\Omega(\theta)$, Amati relationship)
- Derive afterglow flux at 11 hrs/(1+z) corresponding to the two average off axis angles from model and compare with observations

D'Alessio, LP, Rossi (A&A 2006,)



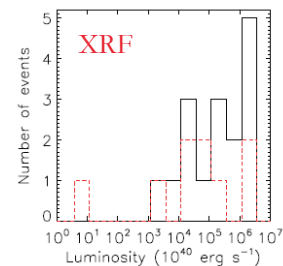
XRF vs GRB: afterglow data (I)

- Pre-SWIFT: The average X-ray flux (@ 11 hrs) in XRF is consistent with that of GRB (ratio GRB/XRF afterglow = 1.0 ± 0.8). Similar result for the optical afterglows



XRF vs GRB: afterglow data (II)

- SWIFT: X-ray Luminosity (z available)
- Results $\langle L_{\text{XGRB}}/L_{\text{XRF}} \rangle (@20\text{sec}) = 2.5 \pm 2$



Gendre, Galli & LP 07

The puzzling origin of XRF

- XRF and GRB have similar X-ray afterglow luminosity
- Off-axis jet models, in their different incarnations (uniform, gaussian, universal) have severe difficulties in explaining this result
- The subenergetic scenario appears also problematic: the X-ray luminosity is a good proxy of the kinetic energy
- the high z scenario already excluded as a whole

Prospects with MAXI

- BSAX and HETE2 samples: XRF(+XRR):77%, GRBs($E_p > 100$ keV): 23%
- MAXI: about 10 GRB per year, most of the should be XRR-XRF
- Crucial to get the afterglow properties and redshift: SWIFT follow up