

# Hayabusa-returned sample catalogue 2013.

Masayuki Uesugi<sup>1</sup>, Toru Yada<sup>1</sup>, Tatsuaki Okada<sup>1,2</sup>, Yukihiro Ishibashi<sup>1</sup>,  
Yuzuru Karouji<sup>1</sup>, and Masanao Abe<sup>1,2</sup>

<sup>1</sup>Institute of Space and Astronautical Science, Japan Aerospace Exploration Agency,  
3-1-1, Yoshinodai, Chuo-ku, Sagamihara, Kanagawa 252-5210, JAPAN.

<sup>2</sup>JAXA's Space Exploration Center, Japan Aerospace Exploration Agency, 3-1-1,  
Yoshinodai, Chuo-ku, Sagamihara, Kanagawa 252-5210, JAPAN.

This is the catalogue of the picked-up particles from the sample catcher at December 2013.

The published particles are 234 from room-A, 178 from room-B, and 13 as Extra. Before the first international announcement of opportunity, 67 grains were distributed for the preliminary examination (initial analysis), and 15 grains were distributed for the NASA examination.

At the first international announcement of opportunity, 61 grains, including 26 grains of the returned from the preliminary examination, were distributed. The other 10 grains were selected for the second NASA examination.

At the second international announcement of opportunity, 47 grains, including 10 grains of the returned from the preliminary examination, were distributed.

Sample-Data List

388 samples [FDS Library](#) [Print All FDS](#)

Parent	Status	Category															
ID of the parent body before the breakup or division.	SG77xx: name of the slide glass sample holder (??) and address on the slide glass (xx) at curation facility N2-SP?: name of the N2 desiccator storage at curation facility (available) DSLG: dimple slide glass PS: polished section PB: potted butt of TEM mold UTS: Ultra thin section UM: Ultramicrotome FIB: Focused Ion Beam CONSUMED: consumed during initial analysis (not available) BROKEN: broken into several pieces unexpectedly (not available) DIVIDED: sliced or divided in initial analysis (not available) RENUMBERED: renumbered to another number (not available) (Others) provided to the initial analysis (currently not available)	1. particles showing only ferromagnesian silicate compositions 2. particles showing ferromagnesian silicate and other mineral such as metals, sulfides and oxides etc. 3. particles showing mainly carbon (not available) 4. particles possible artificial material compositions such as Al, quartz glass, stainless steel and etc. (not available)															
Phase	Initial Analysis	label															
Determined by SEM at Curation facility or determined by initial analysis (with [ ] ). Abbreviations: ol: olivine, lpx: low calcium pyroxene, hpx: high calcium pyroxene, pl: plagioclase, fld: feldspar, tr:troilite, ta: taenite, kam: kamacite, chm: chromite, cal: calcite, ap: apatite	Mitsuru Ebihara : INAA Fumio Kikajima : Raman FT-IR,PEEM Hiroski Narasaka : HPLC,TOF-SIMS Tomoki Nakamura :XRD,FE-SEM,FE-EPMA Takaaki Noguchi :TEM Kosuke Nagao : Noble-gas MS Akira Tsuchiyama : CT Hisayoshi Yurimoto : SIMS	IA : provided to Initial Analysis AO : provided to International AO NASA : provided to NASA AO PROTECT-S : not available because of size ( smaller equal 10 μm) PROTECT-B : not available because of size ( larger equal 100 μm)															
Sample name	Parent	Status	Date	Size	Transfer	Category	Phase	InitialAnalysis	label	References	Comment	Dir list	toAu	SEMS	toSG	toICF	returnSamplecheck
<a href="#">Extra-0004</a>	Curation SG01h6	110106	110106	50μm	SG01h6	1	ol	SEM	EXTRA			20101214(SEM) 20110106(SG04toSG01)	-	2010.12.14	2011.01.06	-	-
<a href="#">Extra-0005</a>	Curation SG01h8	110107	110107	100μm	SG01h8	1	pl,lpx	SEM	EXTRA			20101214(SEM) 20110107(SG04toSG01)	-	2010.12.14	2011.01.07	-	-
<a href="#">Extra-0013</a>	RENAMED	120405	120405	24μm	AurTs1	2	hpx	-	RENAMED-EXTRA		Renamed to RA-0002-0265	20110517(Au10_SEM) 20110518(Au10toSG03) 20111212(SG3map) 20120405(SG10toSG05)	2012.04.05	2011.05.17	2011.05.18	-	-
<a href="#">Extra-0037</a>	Curation SG10d	120622	120622	38.7μm	SG10d	1	ol	SEM	EXTRA			20120622(Au10_SEM) 20120622(Au10toSG10)	-	2012.06.22	2012.06.22	-	-
<a href="#">Extra-0038</a>	Curation SG09f3	120823	120823	29.3μm	BCV	1	ol,pl	SEM	EXTRA			20120821(Au10_SEM) 20120821(SG09toAu10) 20120823(Au10toSG09)	2012.08.21	2012.08.21	2012.08.23	-	-
<a href="#">Extra-0039</a>	Curation SG09f4	120823	120823	30μm	BCV	1	ol,pl	SEM	EXTRA			20120821(Au10_SEM) 20120821(SG09toAu10) 20120823(Au10toSG09)	2012.08.21	2012.08.21	2012.08.23	-	-
<a href="#">BA-0002-0002</a>	Curation N2-SP3, PS with C-coat, FIB hole	120117	120117	70μm	-	1	[ lpx, ol, pl ]	CT,XRD,FE-SEM,FE-EPMA	IA	[6]		20101203(DD02toCuHolder_toAu) 20101207(SEM) 20101117(Initial_Analyses_returnSamplecheck) InitialAnalysis(AT) InitialAnalysis(DT) InitialAnalysis(TNa)	2010.12.03	2010.12.07	-	-	2012.01.17
<a href="#">BA-0002-0010</a>	California Univ, PS	120106	120106	149μm	Wisconsin Univ,Curation,California Univ	1	[ ol, pl, lpx, hpx, tr, ta, kam ]	CT,XRD,FE-SEM,FE-EPMA,SIMS	IA,AO,Kita_AO_Nishizumi	[2][7]	sent from N2-SP3	20101203(DD02toCuHolder_toAu) 20101207(SEM) 20101117(Initial_Analyses_returnSamplecheck) 20120223(opt_imagesrom_MJ2) 20121015(returnSamplecheck-Kita) InitialAnalysis(AT) InitialAnalysis(DT) InitialAnalysis(TNa)	2010.12.03	2010.12.07	-	-	2012.01.17 20121015
<a href="#">BA-0002-0011-01</a>	Curation N2-SP3, PS with Au-coat, almost consumed	120117	120117	46.8μm	Curation	1	[ hpx,ol,pl]	CT,XRD,FE-SEM,FE-EPMA	IA	[2]	separated during manipulation	20101117(Initial_Analyses_returnSamplecheck) InitialAnalysis(AT) InitialAnalysis(TNa)	-	-	-	-	2012.01.17
<a href="#">BA-0002-0011-02</a>	Curation N2-SP3, PS	120117	120117	80.4μm	Curation	1	[ ol,pl,hpx,tr,tae ]	CT,XRD,FE-SEM,FE-EPMA,SIMS	IA	[7]	separated during manipulation	20101117(Initial_Analyses_returnSamplecheck) 20120223(opt_imagesrom_MJ2) InitialAnalysis(AT) InitialAnalysis(DT) InitialAnalysis(TNa)	-	-	-	-	2012.01.17
<a href="#">BA-0002-0013</a>	Cirtin Univ, PS	120107	120107	91μm	Curation, Cirtin Univ	2	[ ol, pl, lpx, hpx, ta ]	CT,XRD,FE-SEM,FE-EPMA	IA,AO_Jourdan	[2]	sent from N2-SP3	20101204(DD02toCuHolder_toAu) 20101207(SEM) 20101117(Initial_Analyses_returnSamplecheck) 20120223(opt_imagesrom_MJ2) InitialAnalysis(AT) InitialAnalysis(TNa)	2010.12.04	2010.12.07	2010.12.10	-	2012.01.17
<a href="#">BA-0002-0014</a>	Wisconsin Univ, PS	120706	120706	131.2μm	Wisconsin Univ	1	[ ol, lpx, pl ]	CT,XRD,FE-SEM,FE-EPMA,SIMS	IA,AO,Kita	[6][7]	sent from N2-SP3	20101204(DD02toCuHolder_toAu) 20101206(SEM) 20101210(CuHolderstoSG04) 20101117(Initial_Analyses_returnSamplecheck) 20120223(opt_imagesrom_MJ2) 20121016(Kita_returnSamplecheck) InitialAnalysis(AT) InitialAnalysis(DT) InitialAnalysis(TNa)	2010.12.04	2010.12.06	2010.12.10	-	2012.01.17 20121016
<a href="#">BA-0002-0015</a>	CONSUMED	30μm	-	-	-	1	-	Noble-gas MS	IA	[3]	DESTROYED due to the laser irradiation	20101204(DD02toCuHolder_toAu) 20101206(SEM) InitialAnalysis(AT)	2010.12.04	2010.12.06	-	-	-
<a href="#">BA-0002-0016</a>	Curation N2-SP3, PS	120117	120117	58.0μm	Curation	1	[ ol, lpx, hpx, pl, tr, ta ]	CT,XRD,FE-SEM,FE-EPMA,SIMS	IA	[7]		20101205(DD02toCuHolder_toAu) 20101206(SEM) 20101117(Initial_Analyses_returnSamplecheck) 20120223(opt_imagesrom_MJ2) InitialAnalysis(AT) InitialAnalysis(DT) InitialAnalysis(TNa)	2010.12.04	2010.12.06	-	-	2012.01.17
<a href="#">BA-0002-0017</a>	Wisconsin Univ, PS	120706	120706	30μm	Wisconsin Univ	1	ol	FT-IR,Raman,TOF-SIMS,XRD,FE-SEM,FE-EPMA	IA,AO,Kita	[4]		20101205(DD02toCuHolder_toAu) 20101206(SEM) 20101117(Initial_Analyses_returnSamplecheck) 20120223(opt_imagesrom_MJ2) 20121016(Kita_returnSamplecheck) InitialAnalysis(AT) InitialAnalysis(DT) InitialAnalysis(TNa)	2010.12.05	2010.12.06	-	-	2012.01.17 20121016
<a href="#">BA-0002-0019</a>	Curation N2-SP3, PS	120117	120117	98.2μm	-	1	[ ol, pl, tr ]	CT,XRD,FE-SEM,FE-EPMA,SIMS	IA	[7]		20101205(DD02toCuHolder_toAu) 20101206(SEM) 20101210(CuHolderstoSG04) 20101117(Initial_Analyses_returnSamplecheck) 20120223(opt_imagesrom_MJ2) InitialAnalysis(AT) InitialAnalysis(DT) InitialAnalysis(TNa)	2010.12.05	2010.12.06	2010.12.10	-	2012.01.17
<a href="#">BA-0002-0021</a>	CONSUMED	56.4μm	-	-	-	1	[ lpx, hpx, tr ]	CT,XRD	IA		LOST during polishing	20101205(DD02toCuHolder_toAu) 20101206(SEM) InitialAnalysis(AT) InitialAnalysis(TNa)	2010.12.05	2010.12.06	-	-	-
<a href="#">BA-0002-0022</a>	Curation N2-SP3, PS	120221	120221	50μm	-	1	lpx, ol, tr	FE-EPMA,TEM, SIMS	IA	[2][5][7]	Sectioned by ultramicrotome	20101205(DD02toCuHolder_toAu) 20101206(SEM) 20101221(TEM_returnSamplecheck) InitialAnalysis(DT) InitialAnalysis(TNa)	2010.12.05	2010.12.06	-	-	2012.02.21
<a href="#">BA-0002-0024-01</a>	RA-0002-0022 Ibaraki Univ, UTS by UTM, maybe consumed	120822	-	-	Ibaraki Univ	1	-	TEM	IA,AO_Noguchi	[5]	sent from N2-SP3 plastic bag #2, 1	InitialAnalysis(TNo)	-	-	-	-	-
<a href="#">BA-0002-0024-02</a>	RA-0002-0022 Ibaraki Univ, UTS by UTM, maybe consumed	120822	-	-	Ibaraki Univ	1	-	TEM	IA,AO_Noguchi	[5]	sent from N2-SP3 plastic bag #2, 2	InitialAnalysis(TNo)	-	-	-	-	-
<a href="#">BA-0002-0024-03</a>	RA-0002-0022 Ibaraki Univ, UTS by UTM	120822	-	-	Ibaraki Univ	1	-	TEM	IA,AO_Noguchi	[5]	sent from N2-SP3 plastic bag #2, 3	InitialAnalysis(TNo)	-	-	-	-	-
<a href="#">BA-0002-0024</a>	California Univ, PS	120106	120106	149.4μm	Wisconsin Univ,Curation,California Univ	2	[ ol, tr ]	CT,XRD,FE-SEM,FE-EPMA,SIMS	IA,AO,Kita_AO_Nishizumi	[6][7]	sent from N2-SP3	20101205(DD02toCuHolder_toAu) 20101206(SEM) 20101117(Initial_Analyses_returnSamplecheck) 20120223(opt_imagesrom_MJ2) 20121015(returnSamplecheck-Kita) InitialAnalysis(AT) InitialAnalysis(DT) InitialAnalysis(TNa)	2010.12.05	2010.12.06	-	-	2012.01.17 20121015
<a href="#">BA-0002-0024</a>	Open Univ, PS	120918	120918	90.0μm	Open Univ	2	[ ol, hpx, lpx, pl, tr, ta ]	CT,XRD,FE-SEM,FE-EPMA	IA,AO_Grady	[2]	sent from N2-SP3	20101205(DD02toCuHolder_toAu) 20101206(SEM) 20101210(CuHolderstoSG04) 20101117(Initial_Analyses_returnSamplecheck) 20120223(opt_imagesrom_MJ2) InitialAnalysis(AT) InitialAnalysis(TNa)	2010.12.05	2010.12.06	2010.12.10	-	2012.01.17
<a href="#">BA-0002-0025</a>	BROKEN	50μm	-	-	-	1	-	-	-		separated into RA-0002-0025-01 and RA-0002-0025-02 during SEM observation	20101205(DD02toCuHolder_toAu) 20101206(SEM)	2010.12.05	2010.12.06	-	-	-
<a href="#">BA-0002-0025-01</a>	RA-0002-0025 Curation N2-SP3, PS	120117	120117	51.8μm	Curation	1	[ pl,hpx ]	CT,XRD,FE-SEM,FE-EPMA,SIMS	IA	[2][7]		20101117(Initial_Analyses_returnSamplecheck) 20120223(opt_imagesrom_MJ2) InitialAnalysis(AT) InitialAnalysis(DT) InitialAnalysis(TNa)	-	-	-	-	2012.01.17
<a href="#">BA-0002-0025-02</a>	RA-0002-0025 Curation N2-SP3, PS with C-coat, almost consumed	120117	120117	28.4μm	Curation	1	[ pl ]	CT,XRD,FE-SEM,FE-EPMA	IA			20101117(Initial_Analyses_returnSamplecheck) InitialAnalysis(AT) InitialAnalysis(TNa)	-	-	-	-	2012.01.17
<a href="#">BA-0002-0027</a>	Curation N2-SP3, PS with partially Au-coat	120117	120117	83.0μm	Curation	2	[ tr, pl, lpx ]	CT,XRD,FE-SEM,FE-EPMA,SIMS	IA	[2][7]		20101213(DD02toCuHolder_toAu) 20101214(SEM) 20101117(Initial_Analyses_returnSamplecheck) 20120223(opt_imagesrom_MJ2) InitialAnalysis(AT) InitialAnalysis(DT)	2010.12.13	2010.12.14	-	-	2012.01.17

id	RA-OD02-0001		Curation N2-SP3, PS	120117	55.4µm		Curation	2	[ ol, lpx, tr, taе ]	CT,XRD,FE-SEM,FE-EPMA	IA			InitialAnalysis(TNo)	20101213(OD020cHolder_t0Au)	20101214(SEM)	20120117(Initial_Analyses_returnSamplecheck)	20120223(opt_imageFrom_M2)	InitialAnalysis(AT)	InitialAnalysis(IT)	InitialAnalysis(TNo)	2010.12.13	2010.12.14			2012.01.17
id	RA-OD02-0002		Cirtin Univ, PS	120117	163.8µm	Wisconsin Univ,Curation,Cirtin Univ		2	[ lpx, ol, pl, taе, hpx, tr ]	CT,XRD,FE-SEM,FE-EPMA,SIMS	IA,AO,Kita,AO_Jourdan	[2][7]	sent from N2-SP3	InitialAnalysis(TNo)	20101213(OD020cHolder_t0Au)	20101214(SEM)	20120117(Initial_Analyses_returnSamplecheck)	20120223(opt_imageFrom_M2)	InitialAnalysis(AT)	InitialAnalysis(IT)	InitialAnalysis(TNo)	2010.12.13	2010.12.14			2012.01.17 2012.01.15
id	RA-OD02-0003		Curation N2-SP3, PS	120117	166.8µm		Curation	2	[ ol, pl, tr, hpx or lpx, chem ]	CT,XRD,FE-SEM,FE-EPMA,SIMS	IA	[2][6][7]		InitialAnalysis(TNo)	20101213(OD020cHolder_t0Au)	20101214(SEM)	20120117(Initial_Analyses_returnSamplecheck)	20120223(opt_imageFrom_M2)	InitialAnalysis(AT)	InitialAnalysis(IT)	InitialAnalysis(TNo)	2010.12.13	2010.12.14			2012.01.17
id	RA-OD02-0004		Curation N2-SP3, PS with C-coat, almost consumed	120117	41.4µm		Curation	1	[ ol, hpx, pl, lpx ]	CT,XRD,FE-SEM,FE-EPMA,TEM	IA	[2][5]	Sectioned by ultramicrotome	InitialAnalysis(TNo)	20101214(OD020cHolder_t0Au)	20101215(SEM)	20120117(Initial_Analyses_returnSamplecheck)	20120223(opt_imageFrom_M2)	InitialAnalysis(AT)	InitialAnalysis(IT)	InitialAnalysis(TNo)	2010.12.14	2010.12.14			2012.01.17
id	RA-OD02-0005-01	RA-OD02-0002	Libe Univ, UTS by UM	120629	-		Libe Univ	1	-	TEM	IA, AO_Leroux	[5]	sent from N2-SP3 plastic bag UM 32-1	InitialAnalysis(TNo)	-	-	-	-	-	-	-	-	-	-	-	-
id	RA-OD02-0005-02	RA-OD02-0002	Libe Univ, UTS by UM	120629	-		Libe Univ	1	-	TEM	IA, AO_Leroux	[5]	sent from N2-SP3 plastic bag UM 32-2	InitialAnalysis(TNo)	-	-	-	-	-	-	-	-	-	-	-	-
id	RA-OD02-0005-03	RA-OD02-0002	Libe Univ, UTS by UM	120629	-		Libe Univ	1	-	TEM	IA, AO_Leroux	[5]	sent from N2-SP3 plastic bag UM 32-3	InitialAnalysis(TNo)	-	-	-	-	-	-	-	-	-	-	-	-
id	RA-OD02-0005-04	RA-OD02-0002	Libe Univ, UTS by UM, maybe consumed	120629	-		Libe Univ	1	-	TEM	IA, AO_Leroux	[5]	sent from N2-SP3 plastic bag UM 32-4	InitialAnalysis(TNo)	-	-	-	-	-	-	-	-	-	-	-	-
id	RA-OD02-0005-05	RA-OD02-0002	Curation N2-SP3, UTS by FIB	120117	-		Curation	1	-	TEM	IA	[5]	plastic bag FIB-1.32-left-1	InitialAnalysis(TNo)	-	-	-	-	-	-	-	-	-	-	-	-
id	RA-OD02-0005-06	RA-OD02-0002	Curation N2-SP3, UTS by FIB	120117	-		Curation	1	-	TEM	IA	[5]	plastic bag FIB-1.32-right-2	InitialAnalysis(TNo)	-	-	-	-	-	-	-	-	-	-	-	-
id	RA-OD02-0005-07	RA-OD02-0002	Curation N2-SP3, needs for TEM tomography by FIB	120117	-		Curation	1	-	TEM	IA	-	plastic bag FIB-2, needle	InitialAnalysis(TNo)	-	-	-	-	-	-	-	-	-	-	-	-
id	RA-OD02-0006		Curation N2-SP3	120620	30µm		Curation	2	[ ol,lpx,pl ]	HPLC,FT-IR,Raman,XRD,CT,TEM	IA	[4]		InitialAnalysis(TNo)	20101217(OD020cHolder_t0Au)	20101220(SEM)	20120117(Initial_Analyses_returnSamplecheck)	20120221(TEM_returnSamplecheck)	InitialAnalysis(AT)	InitialAnalysis(IT)	InitialAnalysis(TNo)	2010.12.17	2010.12.20			2012.06.20
id	RA-OD02-0007		Curation N2-SP3, PB with C-coat	120117	57.6µm		Curation	1	[ ol, lpx, hpx, tr ]	CT,XRD,FE-SEM,FE-EPMA,TEM	IA		Sectioned by ultramicrotome	InitialAnalysis(TNo)	20101217(OD020cHolder_t0Au)	20101220(SEM)	20120117(Initial_Analyses_returnSamplecheck)	20120221(TEM_returnSamplecheck)	InitialAnalysis(AT)	InitialAnalysis(IT)	InitialAnalysis(TNo)	2010.12.17	2010.12.20			2012.01.17
id	RA-OD02-0008-01	RA-OD02-0004	Curation N2-SP3, UTS by UM	120117	-		Curation	1	-	TEM	IA	-	plastic bag UM 34-2	InitialAnalysis(TNo)	-	-	-	-	-	-	-	-	-	-	-	-
id	RA-OD02-0008-02	RA-OD02-0004	Curation N2-SP3, UTS by UM	120117	-		Curation	1	-	TEM	IA	-	plastic bag UM 34-3	InitialAnalysis(TNo)	-	-	-	-	-	-	-	-	-	-	-	-
id	RA-OD02-0008-03	RA-OD02-0004	Curation N2-SP3, UTS by UM	120117	-		Curation	1	-	TEM	IA	-	plastic bag UM 34-4	InitialAnalysis(TNo)	-	-	-	-	-	-	-	-	-	-	-	-
id	RA-OD02-0008-04	RA-OD02-0004	Curation N2-SP3, UTS by UM	120117	-		Curation	1	-	TEM	IA	-	plastic bag UM 34-1	InitialAnalysis(TNo)	-	-	-	-	-	-	-	-	-	-	-	-
id	RA-OD02-0009		Curation N2-SP3, PB	120221	50µm		Curation	2	-	TEM,SIMS	IA	[5][7]	Sectioned by ultramicrotome	InitialAnalysis(TNo)	20101217(OD020cHolder_t0Au)	20101220(SEM)	20120117(Initial_Analyses_returnSamplecheck)	20120221(TEM_returnSamplecheck)	InitialAnalysis(AT)	InitialAnalysis(IT)	InitialAnalysis(TNo)	2010.12.17	2010.12.20			2012.02.21
id	RA-OD02-0010-01	RA-OD02-0005	Ibaraki Univ, UTS by UM, maybe consumed	120822	-	Ibaraki Univ		2	-	TEM	IA, AO_Noguchi	[5]	sent from N2-SP3 plastic bag #3.1	InitialAnalysis(TNo)	-	-	-	-	-	-	-	-	-	-	-	-
id	RA-OD02-0010-02	RA-OD02-0005	Ibaraki Univ, UTS by UM	120822	-	Ibaraki Univ		2	-	TEM	IA, AO_Noguchi	[5]	sent from N2-SP3 plastic bag #3.2	InitialAnalysis(TNo)	-	-	-	-	-	-	-	-	-	-	-	-
id	RA-OD02-0010-03	RA-OD02-0005	Ibaraki Univ, UTS by UM, maybe consumed	120822	-	Ibaraki Univ		2	-	TEM	IA, AO_Noguchi	[5]	sent from N2-SP3 plastic bag #3.3	InitialAnalysis(TNo)	-	-	-	-	-	-	-	-	-	-	-	-
id	RA-OD02-0011		Curation N2-SP3, PS, almost consumed	120117	47.4µm		Curation	2	[ ol, pl ]	CT,XRD,FE-SEM,FE-EPMA	IA			InitialAnalysis(TNo)	20101217(OD020cHolder_t0Au)	20101220(SEM)	20120117(Initial_Analyses_returnSamplecheck)	20120223(opt_imageFrom_M2)	InitialAnalysis(AT)	InitialAnalysis(IT)	InitialAnalysis(TNo)	2010.12.17	2010.12.20			2012.01.17
id	RA-OD02-0012		Wisconsin Univ, PS, partially consumed	120706	54.6µm	Wisconsin Univ		2	[ lpx, ol, pl, tr or chem ]	CT,XRD,FE-SEM,FE-EPMA,SIMS	IA, AO_Kita	[7]	sent from N2-SP3, use or chem	InitialAnalysis(TNo)	20101217(OD020cHolder_t0Au)	20101220(SEM)	20120117(Initial_Analyses_returnSamplecheck)	20120223(opt_imageFrom_M2)	InitialAnalysis(AT)	InitialAnalysis(IT)	InitialAnalysis(TNo)	2010.12.17	2010.12.20			2012.01.17 2012.01.16
id	RA-OD02-0013		Curation N2-SP3, PS	120117	54.6µm		Curation	1	[ ol, lpx, hpx, pl, tr ]	CT,XRD,FE-SEM,FE-EPMA,SIMS	IA	[2][7]		InitialAnalysis(TNo)	20101226(OD020cHolder_t0Au)	20101228(SEM)	20120117(Initial_Analyses_returnSamplecheck)	20120223(opt_imageFrom_M2)	InitialAnalysis(AT)	InitialAnalysis(IT)	InitialAnalysis(TNo)	2010.12.26	2010.12.26			2012.01.17
id	RA-OD02-0014		Curation N2-SP3, PS	120117	88.6µm		Curation	1	[ ol, pl, hpx ]	CT,XRD,FE-SEM,FE-EPMA,TEM,SIMS	IA	[5][7]	Sectioned by ultramicrotome	InitialAnalysis(TNo)	20101226(OD020cHolder_t0Au)	20101228(SEM)	20120117(Initial_Analyses_returnSamplecheck)	20120223(opt_imageFrom_M2)	InitialAnalysis(AT)	InitialAnalysis(IT)	InitialAnalysis(TNo)	2010.12.26	2010.12.26			2012.01.17
id	RA-OD02-0015-01	RA-OD02-0041	Curation N2-SP3, UTS by UM	120117	-		Curation	1	-	TEM	IA	[5]	plastic bag UM,41-1	InitialAnalysis(TNo)	-	-	-	-	-	-	-	-	-	-	-	-
id	RA-OD02-0015-02	RA-OD02-0041	Curation N2-SP3, UTS by UM	120117	-		Curation	1	-	TEM	IA	[5]	plastic bag UM,41-2	InitialAnalysis(TNo)	-	-	-	-	-	-	-	-	-	-	-	-
id	RA-OD02-0015-03	RA-OD02-0041	Curation N2-SP3, UTS by UM	120117	-		Curation	1	-	TEM	IA	[5]	plastic bag UM,41-3	InitialAnalysis(TNo)	-	-	-	-	-	-	-	-	-	-	-	-
id	RA-OD02-0016		Curation N2-SP3, PS	120117	96.2µm		Curation	2	[ lpx, pl, ol, hpx, tr, taе, kam ]	CT,XRD,FE-SEM,FE-EPMA,TEM,SIMS	IA	[5][6][7]	Sectioned by ultramicrotome	InitialAnalysis(TNo)	20101226(OD020cHolder_t0Au)	20101228(SEM)	20120117(Initial_Analyses_returnSamplecheck)	20120223(opt_imageFrom_M2)	InitialAnalysis(AT)	InitialAnalysis(IT)	InitialAnalysis(TNo)	2010.12.26	2010.12.26			2012.01.17
id	RA-OD02-0017-01	RA-OD02-0042	Arizona Univ, UTS by UM	120629	-	Arizona Univ		2	-	TEM	IA, AO_Zega	[5]	sent from N2-SP3 plastic bag UM,42-1	InitialAnalysis(TNo)	-	-	-	-	-	-	-	-	-	-	-	-
id	RA-OD02-0017-02	RA-OD02-0042	Arizona Univ, UTS by UM	120629	-	Arizona Univ		2	-	TEM	IA, AO_Zega	[5]	sent from N2-SP3 plastic bag UM,42-2	InitialAnalysis(TNo)	-	-	-	-	-	-	-	-	-	-	-	-
id	RA-OD02-0017-03	RA-OD02-0042	Arizona Univ, UTS by UM	120629	-	Arizona Univ		2	-	TEM	IA, AO_Zega	[5]	sent from N2-SP3 plastic bag UM,42-3	InitialAnalysis(TNo)	-	-	-	-	-	-	-	-	-	-	-	-
id	RA-OD02-0018		Curation N2-SP3, PS	120117	87.4µm		Curation	1	[ ol, hpx, pl, tr ]	CT,XRD,FE-SEM,FE-EPMA,SIMS	IA	[7]		InitialAnalysis(TNo)	20101226(OD020cHolder_t0Au)	20101228(SEM)	20120117(Initial_Analyses_returnSamplecheck)	20120223(opt_imageFrom_M2)	InitialAnalysis(AT)	InitialAnalysis(IT)	InitialAnalysis(TNo)	2010.12.26	2010.12.26			2012.01.17
id	RA-OD02-0019		CONSUMED		30µm			1	-	FT-IR,Raman,TOF-SIMS	IA	[4]	LOST, during transportation	InitialAnalysis(TNo)	20101226(OD020cHolder_t0Au)	20101228(SEM)	20120117(Initial_Analyses_returnSamplecheck)	20120223(opt_imageFrom_M2)	InitialAnalysis(AT)	InitialAnalysis(IT)	InitialAnalysis(TNo)	2010.12.26	2010.12.26			-
id	RA-OD02-0020		Wisconsin Univ, PS	120706	108.0µm	Wisconsin Univ		1	[ ol, lpx, hpx ]	CT,XRD,FE-SEM,FE-EPMA,SIMS	IA, AO_Kita	[2][7]	sent from N2-SP3	InitialAnalysis(TNo)	20110109(OD020cHolder_t0Au)	20110111(RASEM)	20120117(Initial_Analyses_returnSamplecheck)	20120223(opt_imageFrom_M2)	InitialAnalysis(AT)	InitialAnalysis(IT)	InitialAnalysis(TNo)	2011.01.09	2011.01.11			2012.01.17 2012.01.16
id	RA-OD02-0021		Curation N2-SP3, PS with Ni-coat, almost consumed	120117	50µm		Curation	1	[ ol, hpx, pl, lpx, tr ]	CT,XRD,FE-SEM,FE-EPMA	IA	[2][6]		InitialAnalysis(TNo)	20110111(RASEM)	20120117(Initial_Analyses_returnSamplecheck)	20120223(opt_imageFrom_M2)	InitialAnalysis(AT)	InitialAnalysis(IT)	InitialAnalysis(TNo)	2011.01.09	2011.01.11			2012.01.17	
id	RA-OD02-0022		BROKEN		180µm			2	ol,pl	HPLC,FT-IR,Raman	IA	[4]	broken into 2 pieces, during INAA	InitialAnalysis(TNo)	20110109(OD020cHolder_t0Au)	20110111(RASEM)	20120117(Initial_Analyses_returnSamplecheck)	20120223(opt_imageFrom_M2)	InitialAnalysis(AT)	InitialAnalysis(IT)	InitialAnalysis(TNo)	2011.01.09	2011.01.11			-
id	RA-OD02-0023-01	RA-OD02-0049	Manchester Univ	120814	80µm	N2-SP2,DSLG-01 Manchester Univ		2	-	INAA	IA, AO_Busemann	[1]	sent from N2-SP2,DSLG-01	InitialAnalysis(TNo)	20110518(INAAparticleMove)	20110518(Initial_Analyses_returnSamplecheck)	20110518(Initial_Analyses_returnSamplecheck)	20110518(Initial_Analyses_returnSamplecheck)	20110518(Initial_Analyses_returnSamplecheck)	20110518(Initial_Analyses_returnSamplecheck)	20110518(Initial_Analyses_returnSamplecheck)	2011.05.18	2011.05.18			2011.05.18
id	RA-OD02-0023-02	RA-OD02-0049	Curation N2-SP2, on glass fiber with crystal	120215	149.4µm		Curation	2	[ ol,lpx,pl,lr ]	INAA,CT,XRD	IA	[1]	broken during INAA into 49-02,49-03,49-04,49-05	InitialAnalysis(TNo)	20110518(INAAparticleMove)	20110518(Initial_Analyses_returnSamplecheck)	20110518(Initial_Analyses_returnSamplecheck)	20110518(Initial_Analyses_returnSamplecheck)	20110518(Initial_Analyses_returnSamplecheck)	20110518(Initial_Analyses_returnSamplecheck)	20110518(Initial_Analyses_returnSamplecheck)	2011.05.18	2011.05.18			2012.02.15

id	RA-OD02-0243-01	RA-OD02-0249	Manchester Univ	120814	50µm	N2-SP2,DSLQ-04,Manchester Univ	2	-	INAA	IA,AO_Busemann	-	sent from N2-SP2,DSLQ-04	20110519(INAAparticleSearch) 20110520(INAAparticleSearch) 20110520(returnSamplecheck)	-	-	-	2011.05.20
id	RA-OD02-0243-02	RA-OD02-0249	Curation N2-SP2, DSLQ-05	110520	20µm	Curation	2	-	INAA	IA	-	-	20110519(INAAparticleSearch) 20110520(INAAparticleSearch) 20110520(returnSamplecheck)	-	-	-	2011.05.20
id	RA-OD02-0252	-	Curation N2-SP3, PS with C-coat - almost consumed	120117	80.3µm	Curation	1	[ ol, hpx, pl ]	CT,XRD,FE-SEM,FE-EPMA,TEM	IA	-	-	20110109(CDQ20cHolder_toAu) 20110111(RASEM) 20120117(initial_Analyses_returnSamplecheck) InitialAnalysis(AT) InitialAnalysis(TN)	2011.01.09	2011.01.11	-	2012.01.17
id	RA-OD02-0250-01	RA-OD02-0250	Curation N2-SP3, UTS by LM	120117	-	Curation	1	-	TEM	IA	-	plastic bag UM,50-2	InitialAnalysis(TN)	-	-	-	-
id	RA-OD02-0250-02	RA-OD02-0250	Curation N2-SP3, UTS by LM	120117	-	Curation	1	-	TEM	IA	-	plastic bag UM,50-3	InitialAnalysis(TN)	-	-	-	-
id	RA-OD02-0250-03	RA-OD02-0250	Curation N2-SP3, UTS by LM	120117	-	Curation	1	-	TEM	IA	-	plastic bag UM,50-4	InitialAnalysis(TN)	-	-	-	-
id	RA-OD02-0250-04	RA-OD02-0250	Curation N2-SP3, UTS by LM	120117	-	Curation	1	-	TEM	IA	-	plastic bag UM,50-5	InitialAnalysis(TN)	-	-	-	-
id	RA-OD02-0250-05	RA-OD02-0250	Curation N2-SP3, UTS by LM,maybe consumed	120117	-	Curation	1	-	TEM	IA	-	plastic bag UM,50-1	InitialAnalysis(TN)	-	-	-	-
id	RA-OD02-0250-06	RA-OD02-0250	Curation N2-SP3, UTS by FIB	120117	-	Curation	1	-	TEM	IA	-	-	InitialAnalysis(TN)	-	-	-	-
id	RA-OD02-0250-07	RA-OD02-0250	Curation N2-SP3, UTS by FIB	120117	-	Curation	1	-	TEM	IA	-	-	InitialAnalysis(TN)	-	-	-	-
id	RA-OD02-0251	-	Manchester Univ	120814	50µm	Manchester Univ	2	-	SIMS,TEM	IA,AO_Busemann	[7]	sent from N2-SP3, PB	20110109(CDQ20cHolder_toAu) 20110111(RASEM) 20120221(TEMreturnSamplecheck) InitialAnalysis(TN)	2011.01.09	2011.01.11	-	2012.02.21
id	RA-OD02-0251-01	RA-OD02-0251	Ibaraki Univ	-	-	-	2	-	TEM	IA	-	-	InitialAnalysis(TN)	-	-	-	-
id	RA-OD02-0251-02	RA-OD02-0251	Ibaraki Univ	-	-	-	2	-	TEM	IA	-	-	InitialAnalysis(TN)	-	-	-	-
id	RA-OD02-0251-03	RA-OD02-0251	Ibaraki Univ	-	-	-	2	-	TEM	IA	-	-	InitialAnalysis(TN)	-	-	-	-
id	RA-OD02-0251-04	RA-OD02-0251	Curation N2-SP3, UTS by LM	120221	-	Curation	2	-	TEM	IA	-	plastic bag #4,1	InitialAnalysis(TN)	-	-	-	-
id	RA-OD02-0251-05	RA-OD02-0251	Curation N2-SP3, UTS by LM	120221	-	Curation	2	-	TEM	IA	-	plastic bag #4,2	InitialAnalysis(TN)	-	-	-	-
id	RA-OD02-0262	-	CONSUMED	40µm	-	-	2	-	Noble-gas MS	IA	[3]	DESTROYED due to the laser irradiation	20110109(CDQ20cHolder_toAu) 20110111(RASEM) InitialAnalysis(RN)	2011.01.09	2011.01.11	-	-
id	RA-OD02-0264	-	Curation N2-SP3, PS	120117	36.6µm	Curation	1	[ ol, tr ]	CT,XRD,FE-SEM,FE-EPMA,TEM,SIMS	IA	[5][7]	Sectioned by ultramicrotome	20110109(CDQ20cHolder_toAu) 20110111(RASEM) 20120117(initial_Analyses_returnSamplecheck) 20120223(opt_imagesFrom_MZ) InitialAnalysis(AT) InitialAnalysis(HY) InitialAnalysis(TN)	2011.01.09	2011.01.11	-	2012.01.17
id	RA-OD02-0264-01	RA-OD02-0264	Ibaraki Univ, UTS by LM	120822	-	Ibaraki Univ	1	-	TEM	IA,AO_Noguchi	[5]	sent from N2-SP3 plastic bag UM,54-3	InitialAnalysis(TN)	-	-	-	-
id	RA-OD02-0264-02	RA-OD02-0264	Ibaraki Univ, UTS by LM	120822	-	Ibaraki Univ	1	-	TEM	IA,AO_Noguchi	[5]	sent from N2-SP3 plastic bag UM,54-4	InitialAnalysis(TN)	-	-	-	-
id	RA-OD02-0264-03	RA-OD02-0264	Ibaraki Univ, UTS by LM	120822	-	Ibaraki Univ	1	-	TEM	IA,AO_Noguchi	[5]	sent from N2-SP3 plastic bag UM,54-5	InitialAnalysis(TN)	-	-	-	-
id	RA-OD02-0264-04	RA-OD02-0264	Ibaraki Univ, UTS by LM	120822	-	Ibaraki Univ	1	-	TEM	IA,AO_Noguchi	[5]	sent from N2-SP3 plastic bag UM,54-1	InitialAnalysis(TN)	-	-	-	-
id	RA-OD02-0264-05	RA-OD02-0264	Ibaraki Univ, UTS by LM	120822	-	Ibaraki Univ	1	-	TEM	IA,AO_Noguchi	[5]	sent from N2-SP3 plastic bag UM,54-2	InitialAnalysis(TN)	-	-	-	-
id	RA-OD02-0265	-	Wisconsin Univ, PS, almost consumed	120706	56.4µm	Wisconsin Univ	1	-	CT,XRD,FE-SEM,FE-EPMA,SIMS	IA,AO_Kita	[2][7]	sent from N2-SP3	20110109(CDQ20cHolder_toAu) 20110111(RASEM) 20120117(initial_Analyses_returnSamplecheck) 20121016(Kita_returnSamplecheck) InitialAnalysis(AT) InitialAnalysis(TN)	2011.01.09	2011.01.11	-	2012.01.17 20121016
id	RA-OD02-0266	-	Curation N2-SP3, PS	120221	50µm	Curation	1	-	TEM,SIMS	IA	[2]	Sectioned by ultramicrotome	20110109(CDQ20cHolder_toAu) 20110111(RASEM) 20120221(TEMreturnSamplecheck) InitialAnalysis(HY) InitialAnalysis(TN)	2011.01.09	2011.01.11	-	2012.02.21
id	RA-OD02-0266-01	RA-OD02-0266	Ibaraki Univ, UTS by LM	120822	-	Ibaraki Univ	1	-	TEM	IA,AO_Noguchi	[5]	sent from N2-SP3 plastic bag #1, A1	InitialAnalysis(TN)	-	-	-	-
id	RA-OD02-0266-02	RA-OD02-0266	Ibaraki Univ, UTS by LM	120822	-	Ibaraki Univ	1	-	TEM	IA,AO_Noguchi	[5]	sent from N2-SP3 plastic bag #1, E1	InitialAnalysis(TN)	-	-	-	-
id	RA-OD02-0266-03	RA-OD02-0266	Ibaraki Univ, UTS by LM	120822	-	Ibaraki Univ	1	-	TEM	IA,AO_Noguchi	[5]	sent from N2-SP3 plastic bag #1, E10	InitialAnalysis(TN)	-	-	-	-
id	RA-OD02-0267	-	Curation N2-SP3, PS	120117	56.4µm	Curation	1	[ lpx ]	CT,XRD,FE-SEM,FE-EPMA,SIMS	IA	[7]	-	20110109(CDQ20cHolder_toAu) 20110111(RASEM) 20120117(initial_Analyses_returnSamplecheck) InitialAnalysis(AT) InitialAnalysis(HY) InitialAnalysis(TN)	2011.01.09	2011.01.11	-	2012.01.17
id	RA-OD02-0268	-	Curation N2-SP3, PS	120117	53.4µm	Curation	2	[ ol, pl, hpx, lpx ]	CT,XRD,FE-SEM,FE-EPMA,SIMS	IA	[7]	-	20110109(CDQ20cHolder_toAu) 20110111(RASEM) 20120117(initial_Analyses_returnSamplecheck) 20120223(opt_imagesFrom_MZ) InitialAnalysis(AT) InitialAnalysis(HY) InitialAnalysis(TN)	2011.01.09	2011.01.11	-	2012.01.17
id	RA-OD02-0269	-	Curation N2-SP3, PS with Au-coat	120117	59.2µm	Curation	1	[ ol, lpx(opt), pl, hpx ]	CT,XRD,FE-SEM,FE-EPMA	IA	[2]	-	20110109(CDQ20cHolder_toAu) 20110111(RASEM) 20120117(initial_Analyses_returnSamplecheck) InitialAnalysis(AT) InitialAnalysis(TN)	2011.01.09	2011.01.11	-	2012.01.17
id	RA-OD02-0269-01	-	Curation N2-SP3, PS	120117	49.2µm	Curation	2	[ lpx, ol, pl, tr, lpx ]	CT,XRD,FE-SEM,FE-EPMA,SIMS	IA	[7]	-	20110109(CDQ20cHolder_toAu) 20110111(RASEM) 20120117(initial_Analyses_returnSamplecheck) 20120223(opt_imagesFrom_MZ) InitialAnalysis(AT) InitialAnalysis(HY) InitialAnalysis(TN)	2011.01.09	2011.01.11	-	2012.01.17
id	RA-OD02-0269-02	-	BROKEN	-	-	-	1	-	-	-	-	BROKEN into two pieces during manipulation	20110110(CDQ20cHolder_toAu) InitialAnalysis(AT) InitialAnalysis(TN)	2011.01.10	-	-	-
id	RA-OD02-0269-03	RA-OD02-0269	Curation N2-SP3, PS	120117	35.6µm	Curation	1	[ ol, lpx ]	CT,XRD,FE-SEM,FE-EPMA,SIMS	IA	[7]	-	20110111(RASEM) 20120117(initial_Analyses_returnSamplecheck) 20120223(opt_imagesFrom_MZ) InitialAnalysis(AT) InitialAnalysis(HY) InitialAnalysis(TN)	-	2011.01.11	-	2012.01.17
id	RA-OD02-0269-04	RA-OD02-0269	CONSUMED	15µm	-	-	1	-	CT,XRD	IA	-	CT and XRD performed with 62-01, CONSUMED by polishing	20110111(RASEM)	-	2011.01.11	-	-
id	RA-OD02-0269-05	-	Curation N2-SP3, PS with C-coat, almost consumed	120117	58.2µm	Curation	1	[ lpx, ol, pl, hpx, tr ]	CT,XRD,FE-SEM	IA	[6]	almost CONSUMED during polishing	20110110(CDQ20cHolder_toAu) 20110111(RASEM) 20120117(initial_Analyses_returnSamplecheck) InitialAnalysis(AT) InitialAnalysis(TN)	2011.01.10	2011.01.11	-	2012.01.17
id	RA-OD02-0269-06	-	Duaka Univ	55.4µm	-	-	1	-	FT-IR,Raman TOF-SIMS,CT,XRD,INAA	IA	[4]	-	20110110(CDQ20cHolder_toAu) 20110111(RASEM) 20120223(opt_imagesFrom_MZ) InitialAnalysis(AT) InitialAnalysis(FI) InitialAnalysis(HR) InitialAnalysis(TN)	2011.01.10	2011.01.11	-	-
id	RA-OD02-0269-07	-	CONSUMED	60µm	-	-	1	-	Noble-gas MS	IA	[3]	DESTROYED due to the laser irradiation	20110110(CDQ20cHolder_toAu) 20110111(RASEM) InitialAnalysis(RN)	2011.01.10	2011.01.11	-	-
id	RA-OD02-0269-08	-	Curation N2-SP3, PS	120117	64.6µm	Curation	1	[ ol ]	CT,XRD,FE-SEM,FE-EPMA,SIMS	IA	[7]	-	20110110(CDQ20cHolder_toAu) 20110111(RASEM) 20120223(opt_imagesFrom_MZ) InitialAnalysis(AT) InitialAnalysis(HY) InitialAnalysis(TN)	2011.01.10	2011.01.11	-	2012.01.17
id	RA-OD02-0267	-	Curation N2-SP3, PS	120117	47.6µm	Curation	1	[ ol, pl ]	CT,XRD,FE-SEM,FE-EPMA,SIMS	IA	[2][7]	-	20110110(CDQ20cHolder_toAu) 20110111(RASEM) 20120117(initial_Analyses_returnSamplecheck) InitialAnalysis(AT) InitialAnalysis(HY) InitialAnalysis(TN)	2011.01.10	2011.01.11	-	2012.01.17
id	RA-OD02-0268	-	Curation N2-SP3	120704	98.6µm	Curation	1	[ ol, pl, hpx, tr, lpx, lpx, lpx ]	CT,XRD,FE-SEM,FE-EPMA,SIMS	IA	[2][7]	-	20110110(CDQ20cHolder_toAu) 20110111(RASEM) 20120704(returnSamplecheck) InitialAnalysis(AT) InitialAnalysis(HY) InitialAnalysis(TN)	2011.01.10	2011.01.11	-	2012.07.04
id	RA-OD02-0270	-	Curation SG13c3	120131	67µm	SG03a8,SG13c3	1	hpx,lpx,pl	SEM	-	-	-	20110216(SG03a8Au10) 20120130(Au10SG13) 20120131(Au10SG130705)	2012.01.26	2012.01.30	2011.02.14 20120130 20120131	-
id	RA-OD02-0271	-	Curation SG13c4	120131	70µm	SG03a9,SG13c4	1	lpx	SEM	-	-	-	20110214(CDQ20cSG03) 20111212(SG03img) 20120127(SG03a9Au10) 20120130(Au10SG13) 20120131(Au10SG130705)	2012.01.27	2012.01.30	2011.02.14 20120130 20120131	-

Sample Database

code	RA-ODDQ-0072	-	Curation SG13c2	120130	52µm	SG03b8,SG13c2	1	hpx	SEM	CU1		moved from SG03b8	20110215(DD02cG03) 20120121(SG03aAu10) 20120130(Au10SEM) 20120130(Au10SG13)	2012.01.27	2011.01.30	2011.02.15 20120130	-
code	RA-ODDQ-0081	-	Curation SG13D	1200305	100µm	SG03c4,SG03b5,SG03a6,SG13D	2	ol,tr	SEM	-			20110216(DD02cG03) 20111212(SG03map) 20120301(SG03aAu10) 20120302(Au10_SEM) 20120305(Au10SG13)	2012.03.01	2012.03.02	2011.02.16 20120305	-
code	RA-ODDQ-0082	-	Curation SG13c1	120130	48µm	SG03c7,SG13c1	2	ol,Fe	SEM	-			20110216(DD02cG03) 20120130(Au10SEM) 20120130(Au10SG13) 20120130(SG03aAu10)	2012.01.30	2012.01.30	2011.02.16 20120130	-
code	RA-ODDQ-0082	-	Curation SG13F1	120309	80µm	SG03b8,SG13F1	2	ol,Jpx,tr	SEM	-			20110216(DD02cG03) 20111212(SG03map) 20120301(SG03aAu10) 20120302(Au10_SEM) 20120306(Au10SEM)管理簿 20120309(Au10SG13)	2012.03.01	2012.03.02	2011.02.16 20120309	-
code	RA-ODDQ-0093	-	DIVIDED	-	98µm	Curation-Okayama	1	ol,pl,FeCr	SEM,EPMA,SIMS,TEM	IA		Sliced into five sections by FIB	20110329(DD02aAu3) 20110331(Au3SEM) 20110404(Au3SG) InitialAnalysis(EN)	2011.03.29	2011.03.31	2011.04.04	-
code	RA-ODDQ-0093-02	RA-ODDQ-0093	Curation N2-SP3, polished slab with Au coat	120608	38µm	K001	1	ol,pl	SEM, SIMS	IA	[8]		20120608(Msasa_returnSamplecheck) InitialAnalysis(EN)	-	-	-	2012.06.08
code	RA-ODDQ-0093-03	RA-ODDQ-0093	Curation N2-SP3, slab with C coat	120608	-	K001	1	-	-	IA	-		20120608(Msasa_returnSamplecheck)	-	-	-	2012.06.08
code	RA-ODDQ-0093-04	RA-ODDQ-0093	Curation N2-SP3, slab with C coat	120608	-	K001	1	-	-	IA	-		20120608(Msasa_returnSamplecheck)	-	-	-	2012.06.08
code	RA-ODDQ-0094	-	Curation SG13b5	120125	70µm	SG13b5	2	ol,pl,tr	SEM	-		re-identified 120116	20110329(DD02aAu3) 20110331(Au3SEM) 20110404(Au3SG) 20110404(Au3SG03) 20120112(SG03aAu07) 20120113(Au07_SEM) 20120125(Au07SG13)	2011.03.29 20120112	2011.03.31 20120113	2011.04.04 20110404 20120125	-
code	RA-ODDQ-0095	-	DIVIDED	-	67µm	Curation-Okayama	1	hpx,pl,FeCr	SEM,EPMA,SIMS,TEM	IA		Sliced into five sections by FIB	20110329(DD02aAu3) 20110331(Au3SEM) 20110404(Au3SG) InitialAnalysis(EN)	2011.03.29	2011.03.31	2011.04.04	-
code	RA-ODDQ-0095-01	RA-ODDQ-0095	Curation N2-SP3, slab with C coat	120608	-	K002	1	-	-	IA	-		20120608(Msasa_returnSamplecheck)	-	-	-	2012.06.08
code	RA-ODDQ-0095-02	RA-ODDQ-0095	Curation N2-SP3, polished slab with Au coat	120608	-	K002	1	hpx,pl	SEM, SIMS	IA	[8]		20120608(Msasa_returnSamplecheck) InitialAnalysis(EN)	-	-	-	2012.06.08
code	RA-ODDQ-0095-03	RA-ODDQ-0095	Curation N2-SP3, slab with C coat	120608	-	K002	1	-	-	IA	-		20120608(Msasa_returnSamplecheck)	-	-	-	2012.06.08
code	RA-ODDQ-0097	-	Curation SG13b4	120125	113µm	SG03d5,SG13b4	2	ol,pl,chl	SEM	-		re-identified 120116, Rediscovers on SEM holder with SEM-EDXAnalyses(No SEM data) Not identified at SG03d3	20110406(Au3SEM) 20110406(DD02aAu3) 20110408(Au3SG03) 20120113(Au07_SEM) 20120113(SG03aAu07) 20120124(Au07SG13) 20120125(Au07SG13)	2011.04.06 20120113	2011.04.06 20120113	2011.04.08 20120124 20120125	-
code	RA-ODDQ-0100	-	Tokyo Univ	121119	29µm	SG03d5,ICF70-025_SG0D017_s1,Tokyo Univ	1	pl	SEM	AO_Mkouchi		sent from SG03d5	20110330(DD02aAu3) 20110331(Au3SEM) 20110408(Au3SG03) 20111212(SG03map) 20120628(toICF70)	2011.03.30	2011.03.31	2011.04.08 2012.06.28	-
code	RA-ODDQ-0103	-	Curation SG13e4	120301	187µm	SG03d7,SG03e9,SG13e4	2	ol,pl,tr	SEM	-			20110415(DD02aAu3) 20110418(Au3SEM) 20110418(Au3SG03) 20111212(SG03map) 20120301(Au10SG13) 20120301(SG03aAu10)	2011.04.15 20120301	2011.04.18	2011.04.18 20120301	-
code	RA-ODDQ-0108	-	Curation SG13a0	120124	56µm	SG03d9,SG13a0	2	ol,pl,tr	SEM	-		re-identified 120116 corresponding to Extra-0010, RA-ODDQ-0101, 102, 105, 106	20110418(Au3SEM) 20111212(SG03map) 20120113(Au07_SEM) 20120124(Au07SG13)	2011.04.12	2011.04.18	2011.04.18 20120124	-
code	RA-ODDQ-0109	-	Curation SG03e0	120515	44µm	SG03e0	1	ol,pl,Al	SEM	CU2		corresponding to Extra-0010, RA-ODDQ-0101, 102, 105, 106	20110418(Au3SEM) 20110418(Au3SG03) 20110421(Au3SG03) 20111212(SG03map)	-	2011.04.18	2011.04.18 20110421	-
code	RA-ODDQ-0114	-	Curation SG13a5	120125	40µm	SG03g1,SG13a5	2	hpx,ol,pl,tr	SEM	-		re-found on SG03, LOST during handling on SG03	20110419(DD02aAu3) 20110420(Au3SEM) 20110421(Au3SG03) 20120123(Au10) 20120123(SG03aAu10) 20120124(Au10_SEM) 20120125(Au10SG13)	2011.04.19 20120123	2011.04.20 20120124	2011.04.21 20120125	-
code	RA-ODDQ-0115	-	Jena Univ	120626	40µm	SG03e2,ICF70-023_SG0D015_s1,Jena Univ	2	ol,tr	SEM	AO_Langenhorst		sent from SG03e2	20110419(DD02aAu3) 20110420(Au3SEM) 20110422(Au3SG03) 20111212(SG03map) 20120628(toICF70)	2011.04.19	2011.04.20	2011.04.22 2012.06.26	-
code	RA-ODDQ-0116	-	Curation N2-SP3, agletide with C-coat on the Mo plate	120608	40µm	Curation-Okayama	1	lpx,tr	SEM,Raman	IA	[8]		20110419(DD02aAu3) 20110420(Au3SEM) 20110421(Au3SG03) 20110427(Au3SG03andMsasaandSG03) 20120608(Msasa_returnSamplecheck) InitialAnalysis(EN)	2011.04.19	2011.04.20	2011.04.21 20110427	2012.06.08
code	RA-ODDQ-0118	-	DIVIDED	120608	47µm	Curation-Okayama	1	lpx	SEM,EPMA,SIMS	IA		sliced into three sections by FIB	20110425(DD02aAu3) 20110427(Au3SG03andMsasaandSG03) InitialAnalysis(EN)	2011.04.25	2011.04.26	2011.04.27	-
code	RA-ODDQ-0118-01	RA-ODDQ-0118	Curation N2-SP3, slab with C-coat	120608	-	E002	1	-	-	IA	-		20120608(Msasa_returnSamplecheck)	-	-	-	2012.06.08
code	RA-ODDQ-0118-02	RA-ODDQ-0118	Curation N2-SP3, slab with C-coat	120608	-	E002	1	-	-	IA	-		20120608(Msasa_returnSamplecheck)	-	-	-	2012.06.08
code	RA-ODDQ-0121	-	DIVIDED	120608	47µm	Curation-Okayama	1	ol,lpx	SEM,EPMA,SIMS	IA		sliced into three sections by FIB	20110425(DD02aAu3) 20110427(Au3SG03andMsasaandSG03) InitialAnalysis(EN)	2011.04.25	2011.04.26	2011.04.27	-
code	RA-ODDQ-0121-01	RA-ODDQ-0121	Curation N2-SP3, slab with C-coat	120608	-	E003	1	-	-	IA	-		20120608(Msasa_returnSamplecheck)	-	-	-	2012.06.08
code	RA-ODDQ-0121-02	RA-ODDQ-0121	Curation N2-SP3, slab with C-coat	120608	-	E003	1	ol,lpx	SEM, SIMS	IA	[8]		20120608(Msasa_returnSamplecheck) InitialAnalysis(EN)	-	-	-	2012.06.08
code	RA-ODDQ-0121-03	RA-ODDQ-0121	Curation N2-SP3, slab with C-coat	120608	-	E003	1	-	-	IA	-		20120608(Msasa_returnSamplecheck)	-	-	-	2012.06.08
code	RA-ODDQ-0124	-	NASA	111207	56µm	SG03e9,ICF70-011_SG0D001-C,NASA	1	ol,pl	SEM	NASA			20110502(DD02aAu5) 20110509(Au5SEM) 20110511(Au5SG03) 20111207(toICF70)	2011.05.02	2011.05.09	2011.05.11 2011.12.07	-
code	RA-ODDQ-0125	-	NASA	120814	37µm	SG03T3,ICF70-027_SG0D019-3,NASA	2	ol,tr	SEM	AO_Keller		sent from SG03T3	20110506(DD02aAu5) 20110510(Au5SEM) 20110511(Au5SG03) 20111212(SG03map) 20120807(toICF70)	2011.05.06	2011.05.10	2011.05.11 2012.08.07	-
code	RA-ODDQ-0126-01	RA-ODDQ-0126	NASA	111207	41µm	SG03J2,ICF70-013_SG0D003-C,NASA	2	lpx,tr	SEM	NASA			20110506(Au5SEM) 20110511(Au5SG03) 20111207(toICF70)	-	2011.05.09	2011.05.11 2011.12.07	-
code	RA-ODDQ-0126-02	RA-ODDQ-0126	Curation SG03R2	120515	23µm	SG03R2	2	lpx,ol,tr	SEM	-			20110510(Au5SEM) 20110511(Au5SG03) 20111212(SG03map)	-	2011.05.10	2011.05.11	-
code	RA-ODDQ-0126-03	RA-ODDQ-0126	Curation SG03g9	120515	9µm	SG03g9	2	ol,hpx,Fe	SEM	-		Extra-0017	20110517(Au5SEM) 20110518(Au5SG03) 20111212(SG03map)	-	2011.05.17	2011.05.18	-
code	RA-ODDQ-0127	-	Curation SG03R0	120515	55µm	SG03R0	1	lpx	SEM	-			20110506(DD02aAu5) 20110510(Au5SEM) 20110511(Au5SG03) 20111212(SG03map)	2011.05.06	2011.05.10	2011.05.11	-
code	RA-ODDQ-0128	-	Curation SG03F4	120515	38µm	SG03F4	1	hpx	SEM	-			20110506(DD02aAu5) 20110510(Au5SEM) 20110511(Au5SG03) 20111212(SG03map)	2011.05.06	2011.05.10	2011.05.11	-
code	RA-ODDQ-0129	-	Curation SG05a0	120106	40µm	SG05a0	2	pl,NaCl	SEM	CO			20110506(DD02aAu5) 20110510(Au5SEM) 20110511(Au5SG03)	2011.05.06	2011.05.10	2011.05.12	-
code	RA-ODDQ-0130	-	NASA	111207	45µm	SG03T5,ICF70-014_SG0D004-C,NASA	1	lpx,tr	SEM	NASA			20110506(DD02aAu5) 20110510(Au5SEM) 20110511(Au5SG03) 20110705(SG03S0607) 20111207(toICF70)	2011.05.06	2011.05.10	2011.05.11 2011.12.07	-
code	RA-ODDQ-0131	-	Curation SG03R6	120515	54µm	SG03R6	1	ol,pl	SEM	-			20110506(DD02aAu5) 20110510(Au5SEM) 20110511(Au5SG03) 20111212(SG03map)	2011.05.06	2011.05.10	2011.05.11	-
code	RA-ODDQ-0133	-	BROKEN	-	53µm	-	1	-	-	-		BROKEN into two pieces	20110512(DD02aAu5) 20111212(SG03map)	2011.05.12	-	-	-
code	RA-ODDQ-0133-01	-	Tokyo Univ	121119	53µm	SG03T7,ICF70-025_SG0D017_s2,Tokyo Univ	1	ol,pl	SEM	AO_Mkouchi		sent from SG03T7	20110516(Au5SEM) 20110518(Au5SG03) 20120628(toICF70)	-	2011.05.16	2011.05.17 2012.06.28	-
code	RA-ODDQ-0133-02	-	Curation SG03g8	120515	9µm	SG03g8	1	pl	SEM	-		Extra-0014	20110517(Au5SEM) 20110518(Au5SG03) 20111212(SG03map)	-	2011.05.17	2011.05.18	-
code	RA-ODDQ-0138	-	BROKEN	-	310µm	-	2	-	-	-		broken into several pieces	20110513(DD02aAu5)	2011.05.13	-	-	-



Sample Database

Sample ID	Parent Body	Location	Date	Size (µm)	Parent Body ID	Count	Material	SEM	Notes	Analysis Dates	Analysis Dates	Analysis Dates	Analysis Dates	
RA-D002-0191	Curation SG1300	120216	55µm	SG09b1,SG1300	1	ol	SEM	-	-	2011006(O020Au07)	2011007(Au07SEM)	2011007(Au07SEM)	2011007(Au07SEM)	
RA-D002-0192	NASA	111216	46µm	SG09a4,SG09a3,ICF70-006_SG0026-LC,NASA	2	ol,pl,hpx,tr	SEM	NASA	moved from 44	2011006(O020Au07)	2011007(Au07SEM)	2011007(Au07SEM)	2011007(Au07SEM)	
RA-D002-0193	NASA	111216	48µm	SG09b2,ICF70-005_SG0025-LC,NASA	1	ol,hpx,pl	SEM	NASA	-	2011007(O020Au07)	2011101(Au07_SEM)	2011101(Au07_SEM)	2011101(Au07_SEM)	
RA-D002-0194	Curation SG09c3	120525	126µm	SG09c3,SG09c3	2	ol,tr	SEM	-	-	2011007(O020Au07)	2011101(Au07_SEM)	2011101(Au07_SEM)	2011101(Au07_SEM)	
RA-D002-0195	Curation SG09c4	120515	83µm	SG09c4	2	ol,tr	SEM	-	-	2011007(O020Au07)	2011101(Au07_SEM)	2011101(Au07_SEM)	2011101(Au07_SEM)	
RA-D002-0196	Ibaraki Univ	121110	69µm	SG09b5,ISASContainerSG_Rodholder#2,Ibaraki Univ	1	ol	SEM	AO_Xiba	-	2011007(O020Au07)	2011101(Au07_SEM)	2011101(Au07_SEM)	2011101(Au07_SEM)	
RA-D002-0197	Manchester Univ	120807	59µm	SG09c0,ICF70-026_SG0018-3,Manchester Univ	1	ol,pl	SEM	AO_Busemann	-	2011007(O020Au07)	2011101(Au07_SEM)	2011101(Au07_SEM)	2011101(Au07_SEM)	
RA-D002-0198	Curation SG09b3	120515	70µm	SG09b3	2	ol	SEM	CUI	-	2011007(O020Au07)	2011101(Au07_SEM)	2011101(Au07_SEM)	2011101(Au07_SEM)	
RA-D002-0199	Curation SG1304	120522	144µm	SG09c1,SG1304	2	ol,pl,chl	SEM	-	-	2011007(O020Au07)	2011101(Au07_SEM)	2011101(Au07_SEM)	2011101(Au07_SEM)	
RA-D002-0200	Curation SG1304	120216	88µm	SG09a2,SG1304	2	ol,FeNi,pl	SEM	CUI	-	2011007(O020Au07)	2011101(Au07_SEM)	2011101(Au07_SEM)	2011101(Au07_SEM)	
RA-D002-0201	NASA	111209	58µm	SG09d1,ICF70-019_SG0009-C,NASA	1	ol,hpx	SEM	NASA	-	2011007(O020Au07)	2011101(Au07_SEM)	2011101(Au07_SEM)	2011101(Au07_SEM)	
RA-D002-0202	RA-D002-0202	NASA	111214	56µm	SG09d3,ICF70-002_SG0022-LC,NASA	1	ol,pl	SEM	NASA	-	2011007(O020Au07)	2011101(Au07_SEM)	2011101(Au07_SEM)	2011101(Au07_SEM)
RA-D002-0202-1	RA-D002-0202	Curation SG09d3	120515	28µm	SG09d3	1	ol,pl	SEM	-	2011007(O020Au07)	2011101(Au07_SEM)	2011101(Au07_SEM)	2011101(Au07_SEM)	
RA-D002-0202-2	RA-D002-0202	Curation SG09c4	120515	45µm	SG09c4	1	ol,pl	SEM	CUI	-	2011007(O020Au07)	2011101(Au07_SEM)	2011101(Au07_SEM)	2011101(Au07_SEM)
RA-D002-0203	Curation SG09c4	120515	45µm	SG09c4	1	ol,pl	SEM	CUI	-	2011007(O020Au07)	2011101(Au07_SEM)	2011101(Au07_SEM)	2011101(Au07_SEM)	
RA-D002-0204	Curation SG09d45	120515	83µm	SG09c5,SG09d45	1	lpx,pl,K-Tid	SEM	-	-	2011007(O020Au07)	2011101(Au07_SEM)	2011101(Au07_SEM)	2011101(Au07_SEM)	
RA-D002-0205	Curation SG1303	120216	55µm	SG09d0,SG09c0,SG1303	1	lpx,hpx	SEM	-	-	2011007(O020Au07)	2011101(Au07_SEM)	2011101(Au07_SEM)	2011101(Au07_SEM)	
RA-D002-0206	Curation SG09d5	120515	24µm	SG09d5	1	ol,lpx	SEM	-	-	2011007(O020Au07)	2011101(Au07_SEM)	2011101(Au07_SEM)	2011101(Au07_SEM)	
RA-D002-0207	Curation SG1301	120216	54µm	SG09a0,SG1301	1	ol,pl	SEM	-	-	2011007(O020Au07)	2011101(Au07_SEM)	2011101(Au07_SEM)	2011101(Au07_SEM)	
RA-D002-0208	BROKEN	120920	44µm	SG09c4	2	ol,(Ca,Cu)	-	AO_Nakamura	broken into two pieces during manipulation	2011007(O020Au07)	2011101(Au07_SEM)	2011101(Au07_SEM)	2011101(Au07_SEM)	
RA-D002-0208-01	RA-D002-0208	Tohoku Univ	120920	SG16a3,Tohoku Univ	2	ol,(Ca,Cu)	SEM	AO_Nakamura	-	20120830(Au10_SEM)	20120830(Au10_SEM)	20120830(Au10_SEM)	20120830(Au10_SEM)	
RA-D002-0208-02	RA-D002-0208	Tohoku Univ	120920	SG16a3,Tohoku Univ	2	ol,(Ca,Cu)	SEM	AO_Nakamura	-	20120830(Au10_SEM)	20120830(Au10_SEM)	20120830(Au10_SEM)	20120830(Au10_SEM)	
RA-D002-0209	Max-Planck	120625	50µm	SG09c2,ICF70-022_SG0014_s2,Max-Planck	1	ol	SEM	AO_Fujiya	-	2011007(O020Au07)	2011101(Au07_SEM)	2011101(Au07_SEM)	2011101(Au07_SEM)	
RA-D002-0210	Curation SG09e5	120515	37µm	SG09e5	2	ol,(Mg,Ca,Na)	SEM	CO	-	2011007(O020Au07)	2011101(Au07_SEM)	2011101(Au07_SEM)	2011101(Au07_SEM)	
RA-D002-0211	NASA	120814	41µm	SG09e1,ICF70-027_SG0019-1,NASA	2	ol,tr	SEM	AO_Keller	-	2011007(O020Au07)	2011101(Au07_SEM)	2011101(Au07_SEM)	2011101(Au07_SEM)	
RA-D002-0211	CRPG-CNRS	120627	54µm	SG09e3,ICF70-024_SG0016_s2,CRPG-CNRS	1	ol	SEM	AO_Fuori	-	2011007(O020Au07)	2011101(Au07_SEM)	2011101(Au07_SEM)	2011101(Au07_SEM)	
RA-D002-0212	Tohoku Univ	120920	36µm	SG09b0,SG16a1,Tohoku Univ	2	hpx,tr	SEM	AO_Nakamura	-	2011007(O020Au07)	2011101(Au07_SEM)	2011101(Au07_SEM)	2011101(Au07_SEM)	
RA-D002-0213	NASA	120924	31µm	SG09f2,ICF70-004_SG0024-LC,NASA	1	ol	SEM	AO_Nagao,NASA	-	2011007(O020Au07)	2011101(Au07_SEM)	2011101(Au07_SEM)	2011101(Au07_SEM)	
RA-D002-0216	NASA	120824	38µm	SG09f3,ICF70-028_SG0020-2,NASA	1	ol,Al	SEM	NASA	-	2011007(O020Au07)	2011101(Au07_SEM)	2011101(Au07_SEM)	2011101(Au07_SEM)	
RA-D002-0212	Curation SG09f1	120515	35µm	SG09f1	1	ol	SEM	-	-	2011007(O020Au07)	2011101(Au07_SEM)	2011101(Au07_SEM)	2011101(Au07_SEM)	
RA-D002-0221	Curation SG10b3	120515	21µm	SG10b3	1	hpx	SEM	-	-	2011007(O020Au07)	2011101(Au07_SEM)	2011101(Au07_SEM)	2011101(Au07_SEM)	
RA-D002-0223	Tohoku Univ	120920	54µm	SG10a0,SG16a4,Tohoku Univ	1	lpx,Fe	SEM	AO_Tsuchiyama	-	2011007(O020Au07)	2011101(Au07_SEM)	2011101(Au07_SEM)	2011101(Au07_SEM)	
RA-D002-0224	Curation SG10a2	120515	35µm	SG10a2	1	ol	SEM	-	-	2011007(O020Au07)	2011101(Au07_SEM)	2011101(Au07_SEM)	2011101(Au07_SEM)	
RA-D002-0226	Curation SG10a1	120515	39µm	SG10a1	1	ol	SEM	-	-	2011007(O020Au07)	2011101(Au07_SEM)	2011101(Au07_SEM)	2011101(Au07_SEM)	
RA-D002-0228	Curation SG10a3	120515	32µm	SG10a3	2	hpx,ol,pl,(Mg,Na,Ca)	SEM	CO	Sc in ol	2011007(O020Au07)	2011101(Au07_SEM)	2011101(Au07_SEM)	2011101(Au07_SEM)	
RA-D002-0229	Curation SG10a4	120515	20µm	SG10a4	1	pl,ol	SEM	-	-	2011007(O020Au07)	2011101(Au07_SEM)	2011101(Au07_SEM)	2011101(Au07_SEM)	
RA-D002-0231	Curation SG09f4	120515	30µm	SG09f4	1	ol,pl	SEM	-	-	2011007(O020Au07)	2011101(Au07_SEM)	2011101(Au07_SEM)	2011101(Au07_SEM)	
RA-D002-0232	Tohoku Univ	120920	38µm	SG10a5,SG16A0,Tohoku Univ	1	pl,lpx	SEM	AO_Nakamura	RA-D002-0232 is sticking together	2011007(O020Au07)	2011101(Au07_SEM)	2011101(Au07_SEM)	2011101(Au07_SEM)	
RA-D002-0234	Curation SG09f5	120515	37µm	SG09f5	1	ol,lpx	SEM	-	-	2011007(O020Au07)	2011101(Au07_SEM)	2011101(Au07_SEM)	2011101(Au07_SEM)	
RA-D002-0235	Curation SG13c5	120213	80µm	SG13c5	2	ol,pl,tr	SEM	-	-	20120210(Au10_SEM)	20120210(Au10_SEM)	20120210(Au10_SEM)	20120210(Au10_SEM)	
RA-D002-0236	Curation SG13a1	120124	55µm	SG13a1	1	lpx,ol	SEM	CUI	corresponds to NI_SET1	20120113(Au07_SEM)	20120113(Au07_SEM)	20120113(Au07_SEM)	20120113(Au07_SEM)	
RA-D002-0237	Curation SG13a2	120124	38µm	SG13a2	1	lpx,hpx	SEM	-	-	20120113(Au07_SEM)	20120113(Au07_SEM)	20120113(Au07_SEM)	20120113(Au07_SEM)	
RA-D002-0238	Curation SG13a3	120124	52µm	SG13a3	1	ol,pl	SEM	-	-	20120113(Au07_SEM)	20120113(Au07_SEM)	20120113(Au07_SEM)	20120113(Au07_SEM)	
RA-D002-0239	Curation SG13a4	120125	56µm	SG13a4	2	lpx,tr	SEM	-	-	20120113(Au07_SEM)	20120113(Au07_SEM)	20120113(Au07_SEM)	20120113(Au07_SEM)	
RA-D002-0240	Curation SG13b0	120125	61µm	SG13b0	1	ol,Al	SEM	CUI	corresponds to NI_SET1	20120113(Au07_SEM)	20120113(Au07_SEM)	20120113(Au07_SEM)	20120113(Au07_SEM)	
RA-D002-0241	Curation SG13b1	120125	80µm	SG13b1	2	lpx,tr,Fe	SEM	-	-	20120113(Au07_SEM)	20120113(Au07_SEM)	20120113(Au07_SEM)	20120113(Au07_SEM)	
RA-D002-0242	Curation SG13b2	120125	63µm	SG13b2	1	ol,pl	SEM	-	-	20120113(Au07_SEM)	20120113(Au07_SEM)	20120113(Au07_SEM)	20120113(Au07_SEM)	
RA-D002-0243	Curation SG13b3	120125	63µm	SG13b3	2	ol,lpx,tr	SEM	-	-	20120113(Au07_SEM)	20120113(Au07_SEM)	20120113(Au07_SEM)	20120113(Au07_SEM)	
RA-D002-0244	Curation SG13c0	120125	51µm	SG13c0	2	ol,lpx,tr	SEM	-	-	20120113(Au07_SEM)	20120113(Au07_SEM)	20120113(Au07_SEM)	20120113(Au07_SEM)	
RA-D002-0245	Curation SG13b2	120229	40µm	SG13b2	2	tr,ol,lpx	SEM	CO	corresponds to NI_SET1	20120221(SG030Au10)	20120221(SG030Au10)	20120221(SG030Au10)	20120221(SG030Au10)	
RA-D002-0246-01	Curation SG13a3	120229	24µm	SG13a3	1	ol	SEM	-	-	20120221(SG030Au10)	20120221(SG030Au10)	20120221(SG030Au10)	20120221(SG030Au10)	
RA-D002-0246-02	Curation SG13a0	120229	26µm	SG13a0	1	pl	SEM	-	-	20120221(SG030Au10)	20120221(SG030Au10)	20120221(SG030Au10)	20120221(SG030Au10)	

id	RA-0002-0247		Curation SG13e1	120229	60µm	SG13e1	1	lpx,K-fd	SEM	CU2		around, corresponds to NI_SET1	20120223(SG030Au10) 20120229(Au10toSG13)	2012.02.23	2012.02.28	2012.02.29			
id	RA-0002-0248		Curation SG13d5	120229	148µm	SG13d5	2	ol,hpx,pl.tr	SEM			corresponds to NI_SET1	20120227(SG030Au10) 20120229(Au10toSG13)	2012.02.27	2012.02.28	2012.02.29			
id	RA-0002-0249		Curation SG10b5	120622	25µm	SG10b5	1	ol	SEM				20120619(GD020Au10) 20120621(Au10SEM) 20120622(Au10toSG10)	2012.06.19	2012.06.21	2012.06.22			
id	RA-0002-0250		Curation SG10b2	120622	77µm	SG10b2	1	lpx	SEM	CU1			20120621(Au10SEM) 20120621(GD020Au10) 20120622(Au10toSG10)	2012.06.21	2012.06.21	2012.06.22			
id	RA-0002-0251		Curation SG10b0	120622	35µm	SG10b0	1	ol,pl,hpx	SEM				20120621(Au10SEM) 20120621(GD020Au10) 20120622(Au10toSG10)	2012.06.21	2012.06.21	2012.06.22			
id	RA-0002-0252		Curation SG10b4	120622	30µm	SG10b4	1	ol,lpx	SEM				20120621(Au10SEM) 20120621(GD020Au10) 20120622(Au10toSG10)	2012.06.21	2012.06.21	2012.06.22			
id	RA-0002-0253		Curation SG10b1	120622	36µm	SG10b1	1	ol	SEM				20120621(Au10SEM) 20120621(GD020Au10) 20120622(Au10toSG10)	2012.06.21	2012.06.21	2012.06.22			
id	RA-0002-0254		Curation SG10c1	120622	59µm	SG10c1	1	lpx,Al	SEM	CU2		Al from all around	20120621(Au10SEM) 20120621(GD020Au10) 20120625(Au10toSG10)	2012.06.21	2012.06.21	2012.06.25			
id	RA-0002-0255		Curation SG10aout	120622	38µm	SG10aout	1	ol	SEM				20120621(Au10SEM) 20120621(GD020Au10) 20120622(Au10toSG10)	2012.06.21	2012.06.21	2012.06.22			
id	RA-0002-0257		Curation SG10c5	120806	44µm	SG10c5	2	ol,pl,tr	SEM				20120710(GD020Au10) 20120710(Au10, SEM) 20120806(Au10toSG10)	2012.07.10	2012.07.20	2012.08.06			
id	RA-0002-0258		Curation SG10d1	120806	30µm	SG10d1	1	ol,hpx	SEM				20120718(GD020Au10) 20120720(Au10, SEM) 20120806(Au10toSG10)	2012.07.18	2012.07.20	2012.08.06			
id	RA-0002-0259		Curation SG10c4	120806	72µm	SG10c4	1	pl,ol	SEM				20120718(GD020Au10) 20120720(Au10, SEM) 20120806(Au10toSG10)	2012.07.18	2012.07.20	2012.08.06			
id	RA-0002-0260		Curation SG10c2	120806	39µm	SG10c2	1	ol,hpx	SEM				20120718(GD020Au10) 20120720(Au10, SEM) 20120806(Au10toSG10)	2012.07.18	2012.07.20	2012.08.06			
id	RA-0002-0261		Curation SG10c3	120806	23µm	SG10c3	1	lpx	SEM				20120720(Au10, SEM) 20120720(GD020Au10) 20120806(Au10toSG10)	2012.07.20	2012.07.20	2012.08.06			
id	RA-0002-0262		Curation SG10d0	120806	36µm	SG10d0	1	ol,lpx	SEM				20120720(Au10, SEM) 20120720(GD020Au10) 20120806(Au10toSG10)	2012.07.20	2012.07.20	2012.08.06			
id	RA-0002-0263		Curation SG10d2	120806	32µm	SG10d2	1	hpx	SEM				20120720(Au10, SEM) 20120720(GD020Au10) 20120806(Au10toSG10)	2012.07.20	2012.07.20	2012.08.06			
id	RA-0002-0264		Curation SG10d3	120806	28µm	SG10d3	1	ol	SEM				20120720(Au10, SEM) 20120720(GD020Au10) 20120806(Au10toSG10)	2012.07.20	2012.07.20	2012.08.06			
id	RA-0002-0265		Curation Au plate P5 by FIB	121129	24µm	AuY05, Auplate	2	[hpx,pl,ol,tr]	SEM,EPMA	CU1,EXTRA		Extra-0013	20120914(ol,Au) 20121002(ol,Au) 20121004(0265SEM) 20121005(0265SEM) 20121009(0265SEM) 20121010(0265SEM) 20121011(0265SEM) 20121012(0265SEM) 20121011(021012) 20121017(FIB)	2012.09.14 2012.10.02	2012.10.04	2012.10.05	2012.10.06		
id	RB-CV-0001		Curation SG12d4	121016	67µm	SG12d4	1	ol,pl,lpx	SEM				20121004(RBcovertoAu11) 20121005(Au11, SEM) 20121016(ol,SG12)	2012.10.04	2012.10.05	2012.10.16			
id	RB-CV-0002		Curation SG12d5	121016	71µm	SG12d5	1	ol,K-fd	SEM				20121004(RBcovertoAu11) 20121005(Au11, SEM) 20121016(ol,SG12)	2012.10.04	2012.10.09	2012.10.16			
id	RB-CV-0003		Curation SG11f0	121016	33.9µm	SG11f0	2	ol,tr	SEM				20121004(RBcovertoAu11) 20121005(Au11, SEM) 20121016(ol,SG11)	2012.10.04	2012.10.09	2012.10.16			
id	RB-CV-0004		Curation SG12b0	121016	205µm	SG12b0	2	ol,pl,hpx,lpx,tr	SEM				20121004(RBcovertoAu11) 20121005(Au11, SEM) 20121016(ol,SG12)	2012.10.04	2012.10.09	2012.10.16			
id	RB-CV-0005		Curation SG12b1	121016	88.7µm	SG12b1	1	ol,hpx,lpx,pl	SEM				20121004(RBcovertoAu11) 20121005(Au11, SEM) 20121016(ol,SG12)	2012.10.04	2012.10.09	2012.10.16			
id	RB-CV-0010		Curation SG05d1	121016	33.3µm	SG05d1	1	ol	SEM				20121004(RBcovertoAu11) 20121005(Au11, SEM) 20121016(ol,SG05)	2012.10.04	2012.10.09	2012.10.16			
id	RB-CV-0011		Curation SG11f1	121016	43.7µm	SG11f1	1	lpx	SEM				20121004(RBcovertoAu11) 20121010(Au11, SEM) 20121016(ol,SG11)	2012.10.04	2012.10.10	2012.10.16			
id	RB-CV-0013		Curation SG12b2	121016	98.5µm	SG12b2	1	lpx,pl,hpx,ol	SEM				20121005(RBcovertoAu11) 20121010(Au11, SEM) 20121016(ol,SG12)	2012.10.05	2012.10.10	2012.10.16			
id	RB-CV-0014		Curation SG12b3	121016	98µm	SG12b3	2	ol,tr	SEM				20121005(RBcovertoAu11) 20121010(Au11, SEM) 20121016(ol,SG12)	2012.10.05	2012.10.10	2012.10.16			
id	RB-CV-0015		Curation SG11f2	121016	45.5µm	SG11f2	1	ol,pl	SEM				20121005(RBcovertoAu11) 20121010(Au11, SEM) 20121016(ol,SG11)	2012.10.05	2012.10.10	2012.10.16			
id	RB-CV-0016		Curation SG11f3	121016	47.4µm	SG11f3	2	ol,tr	SEM				20121005(RBcovertoAu11) 20121010(Au11, SEM) 20121016(ol,SG11)	2012.10.05	2012.10.10	2012.10.16			
id	RB-CV-0022		Curation SG12f1	121107	164µm	SG12f1	1	ol,Al	SEM	CU2			20121018(RBcovertoAu11) 20121019(Au11, SEM) 20121106(ol,SG12) 20121107(ol,SG12)	2012.10.18	2012.10.19	2012.11.06 2012.11.07			
id	RB-CV-0023		Curation SG12b4	121106	52µm	SG12b4	1	ol,pl	SEM				20121018(RBcovertoAu11) 20121019(Au11, SEM) 20121106(ol,SG12)	2012.10.18	2012.10.19	2012.11.06			
id	RB-CV-0024		Curation SG12c1	121107	108µm	SG12c1	2	ol,lpx,pl,ohm	SEM				20121018(RBcovertoAu11) 20121019(Au11, SEM) 20121107(ol,SG12)	2012.10.18	2012.10.19	2012.11.07			
id	RB-CV-0025		Curation SG12b5	121107	91µm	SG12b5	1	ol,pl,hpx,(Ca,C)	SEM	CO			20121018(RBcovertoAu11) 20121019(Au11, SEM) 20121107(ol,SG12)	2012.10.18	2012.10.19	2012.11.07			
id	RB-CV-0026		Curation SG12c0	121107	88µm	SG12c0	1	ol	SEM	CU1			20121018(RBcovertoAu11) 20121019(Au11, SEM) 20121107(ol,SG12)	2012.10.18	2012.10.19	2012.11.07			
id	RB-CV-0028		Curation SG12c2	121107	76µm	SG12c2	1	pl,hpx,ol	SEM				20121018(RBcovertoAu11) 20121019(Au11, SEM) 20121107(ol,SG12)	2012.10.18	2012.10.19	2012.11.07			
id	RB-CV-0030		Curation SG11f4	121107	34µm	SG11f4	1	lpx,pl,ol	SEM				20121018(RBcovertoAu11) 20121019(Au11, SEM) 20121107(ol,SG11)	2012.10.18	2012.10.19	2012.11.07			
id	RB-CV-0033		Curation SG11f5	121107	44µm	SG11f5	1	ol,pl	SEM				20121018(RBcovertoAu11) 20121022(Au11, SEM) 20121107(ol,SG11)	2012.10.19	2012.10.22	2012.11.07			
id	RB-CV-0034		Curation SG17a0	121107	49µm	SG17a0	1	lpx,pl	SEM				20121019(RBcovertoAu11) 20121022(Au11, SEM) 20121107(ol,SG17)	2012.10.19	2012.10.22	2012.11.07			
id	RB-CV-0036		Curation SG12c3	121107	58µm	SG12c3	1	ol,hpx	SEM	CU1			20121019(RBcovertoAu11) 20121022(Au11, SEM) 20121107(ol,SG12)	2012.10.19	2012.10.22	2012.11.07			
id	RB-CV-0037		Curation SG12c4	121107	52µm	SG12c4	2	ol,lpx,hpx,ohm	SEM				20121019(RBcovertoAu11) 20121022(Au11, SEM) 20121107(ol,SG12)	2012.10.19	2012.10.22	2012.11.07			
id	RB-CV-0038		Curation SG12c5	121107	52µm	SG12c5	2	ol,tr,hpx	SEM				20121019(RBcovertoAu11) 20121022(Au11, SEM) 20121107(ol,SG12)	2012.10.19	2012.10.23	2012.11.07			
id	RB-CV-0039		Curation SG12d0	121107	71µm	SG12d0	1	pl,ol,hpx	SEM				20121019(RBcovertoAu11) 20121022(Au11, SEM) 20121107(ol,SG12)	2012.10.19	2012.10.23	2012.11.07			
id	RB-CV-0040		Curation SG12d1	121107	61µm	SG12d1	1	ol	SEM				20121019(RBcovertoAu11) 20121023(Au11, SEM) 20121107(ol,SG12)	2012.10.19	2012.10.23	2012.11.07			
id	RB-CV-0043		Curation SG17a1	121114	20µm	BCV-coupon,SG17a1	1	ol,lpx,(Ca)	SEM	CO			20121108(ol,Au11) 20121109(Au11, SEM) 20121114(ol,SG17)	2012.11.08	2012.11.09	2012.11.14			
id	RB-CV-0044		Curation SG12d2	121114	85µm	BCV-coupon,SG12d2	1	ol	SEM	CU1			20121108(ol,Au11) 20121109(Au11, SEM) 20121114(ol,SG12)	2012.11.08	2012.11.09	2012.11.14			
id	RB-CV-0045		Curation SG17a2	121114	26µm	BCV-coupon,SG17a2	1	ol	SEM				20121108(ol,Au11) 20121109(Au11, SEM) 20121114(ol,SG17)	2012.11.08	2012.11.09	2012.11.14			
id	RB-CV-0050		Curation SG12d3	121114	61µm	BCV-base,SG12d3	1	ol	SEM				20121108(ol,Au11) 20121112(Au11, SEM) 20121114(ol,SG12)	2012.11.08	2012.11.12	2012.11.14			
id	RB-CV-0051		Curation SG12d4	121114	79µm	BCV-base,SG12d4	2	hpx,pl,ohm	SEM				20121108(ol,Au11) 20121112(Au11, SEM) 20121114(ol,SG12)	2012.11.08	2012.11.12	2012.11.14			
id	RB-CV-0053		Curation SG17a3	121114	23µm	BCV-coupon,SG17a3	1	ol	SEM				20121109(ol,Au11) 20121112(Au11, SEM) 20121114(ol,SG17)	2012.11.09	2012.11.12	2012.11.14			
id	RB-CV-0058		Curation SG12d5	121114	72µm	BCV-base,SG12d5	2	FeNi,Fe,ol,lpx,hpx	SEM	CO			20121109(ol,Au11) 20121112(Au11, SEM) 20121114(ol,SG12)	2012.11.09	2012.11.13	2012.11.14			
id	RB-CV-0060		Curation SG17a4	121114	33µm	BCV-base,SG17a4	1	ol	SEM				20121109(ol,Au11) 20121112(Au11, SEM) 20121114(ol,SG17)	2012.11.09	2012.11.13	2012.11.14			
id	RB-CV-0062		Curation SG17a5	121129	25µm	BCV-base,SG17a5	1	ol,pl	SEM				20121120(ol,Au11) 20121122(Au11, SEM)<						





id#	BB-DDOL- Q004		Curation SG004b	120515	35µm	SG004b	1	ol	SEM	-	-	-	20120502 (Au/Br/SG04)	2012.05.01	2012.05.02	2012.05.02	-	-
id#1	BB-DDOL- Q004	-	Curation SG004b	120515	35µm	SG004b	1	ol	SEM	-	-	-	20120501 (OD04Au08) 20120502 (Au/Br/SEM) 20120502 (Au/Br/SG04)	2012.05.01	2012.05.02	2012.05.02	-	-
id#2	BB-DDOL- Q005	-	Curation SG005	120508	35µm	SG005	1	ol	SEM	-	-	-	20120507 (OD04Au08) 20120508 (Au/Br/SEM) 20120508 (Au/Br/SG04)	2012.05.07	2012.05.08	2012.05.08	-	-
id#3	BB-DDOL- Q002	-	Curation SG004	120508	33µm	SG004	1	ol,hpx,pl (Si O)	SEM	CO	-	-	20120507 (OD04Au08) 20120508 (Au/Br/SEM) 20120508 (Au/Br/SG04)	2012.05.07	2012.05.08	2012.05.08	-	-
id#4	BB-DDOL- Q007	-	Curation SG006	120508	20µm	SG006	1	lpx	SEM	-	-	-	20120507 (OD04Au08) 20120508 (Au/Br/SEM) 20120508 (Au/Br/SG04)	2012.05.07	2012.05.08	2012.05.08	-	-
id#5	BB-DDOL- Q001	-	Curation SG008	120508	22µm	SG008	1	ol,pl	SEM	-	-	-	20120507 (OD04Au08) 20120508 (Au/Br/SEM) 20120508 (Au/Br/SG04)	2012.05.07	2012.05.08	2012.05.09	-	-
id#6	BB-DDOL- Q002	-	Curation SG002	120508	25µm	SG002	2	ol,Fe	SEM	-	-	-	20120507 (OD04Au08) 20120508 (Au/Br/SEM) 20120508 (Au/Br/SG04)	2012.05.07	2012.05.08	2012.05.08	-	-
id#7	BB-DDOL- Q004	-	Curation SG003	120508	32µm	SG003	1	pl,ol	SEM	-	-	-	20120507 (OD04Au08) 20120508 (Au/Br/SEM) 20120508 (Au/Br/SG04)	2012.05.07	2012.05.08	2012.05.08	-	-
id#8	BB-DDOL- Q005	-	Curation SG009	120511	35µm	SG009	1	hpx,lpx	SEM	-	-	-	20120509 (OD04Au08) 20120510 (Au/Br/SEM) 20120511 (Au/Br/SG04)	2012.05.09	2012.05.10	2012.05.11	-	-
id#9	BB-DDOL- Q006	-	Curation SG11a1	120511	31µm	SG11a1	1	ol	SEM	-	-	-	20120509 (OD04Au08) 20120510 (Au/Br/SEM) 20120511 (Au/Br/SG04)	2012.05.09	2012.05.10	2012.05.11	-	-
id#10	BB-DDOL- Q007	-	Curation SG11a3	120511	21µm	SG11a3	2	ol,tr	SEM	-	-	-	20120509 (OD04Au08) 20120510 (Au/Br/SEM) 20120511 (Au/Br/SG04)	2012.05.09	2012.05.10	2012.05.11	-	-
id#11	BB-DDOL- Q007	-	Curation SG11a2	120511	30µm	SG11a2	1	ol,(Ca,Cl)	SEM	CO	-	-	20120509 (OD04Au08) 20120510 (Au/Br/SEM) 20120511 (Au/Br/SG04)	2012.05.09	2012.05.10	2012.05.11	-	-
id#12	BB-DDOL- Q008	-	Curation SG11a0	120511	35µm	SG11a0	1	ol,lpx,pl	SEM	-	-	-	20120509 (OD04Au08) 20120510 (Au/Br/SEM) 20120511 (Au/Br/SG04)	2012.05.09	2012.05.10	2012.05.11	-	-
id#13	BB-DDOL- Q001	-	Curation SG11a4	120511	33µm	SG11a4	1	ol	SEM	-	-	-	20120509 (OD04Au08) 20120510 (Au/Br/SEM) 20120511 (Au/Br/SG04)	2012.05.09	2012.05.10	2012.05.11	-	-
id#14	BB-DDOL- Q002	-	Curation SG11b1	120516	20µm	SG11b1	1	pl,ol	SEM	-	-	-	20120511 (OD04Au08) 20120516 (Au/Br/SEM) 20120516 (Au/Br/SG11)	2012.05.11	2012.05.15	2012.05.16	-	-
id#15	BB-DDOL- Q003	-	Curation SG11b4	120516	30µm	SG11b4	1	lpx,ol,hpx	SEM	-	-	-	20120511 (OD04Au08) 20120516 (Au/Br/SEM) 20120517 (Au/Br/SG11-05)	2012.05.11	2012.05.14	2012.05.17	-	-
id#16	BB-DDOL- Q004	-	Curation SG11b3	120516	31µm	SG11b3	2	ol,pl,K-fld	SEM	-	-	-	20120511 (OD04Au08) 20120516 (Au/Br/SEM) 20120516 (Au/Br/SG11)	2012.05.11	2012.05.14	2012.05.16	-	-
id#17	BB-DDOL- Q005	-	Curation SG11b2	120516	32µm	SG11b2	1	pl	SEM	-	-	-	20120511 (OD04Au08) 20120516 (Au/Br/SEM) 20120516 (Au/Br/SG11)	2012.05.11	2012.05.14	2012.05.16	-	-
id#18	BB-DDOL- Q006	-	Curation SG11a5	120516	21µm	SG11a5	1	lpx,ol,pl	SEM	-	-	-	20120511 (OD04Au08) 20120516 (Au/Br/SEM) 20120516 (Au/Br/SG11)	2012.05.11	2012.05.14	2012.05.16	-	-
id#19	BB-DDOL- Q007	-	Curation SG11b0	120516	29µm	SG11b0	1	ol	SEM	-	-	-	20120511 (OD04Au08) 20120516 (Au/Br/SEM) 20120516 (Au/Br/SG11)	2012.05.11	2012.05.14	2012.05.16	-	-
id#20	BB-DDOL- Q008	-	Curation SG11b5	120525	25µm	SG11b5	1	ol,(Ca,Cl)	SEM	CO	-	-	20120522 (Au/Br, SEM) 20120525 (OD04Au08) 20120525 (Au/Br/SG11)	2012.05.22	2012.05.22	2012.05.25	-	-
id#21	BB-DDOL- Q002	-	Curation SG11c5	120525	60µm	SG11c5	1	pl,hpx	SEM	-	-	-	20120522 (Au/Br, SEM) 20120525 (OD04Au08) 20120525 (Au/Br/SG11)	2012.05.22	2012.05.22	2012.05.25	-	-
id#22	BB-DDOL- Q009	-	Curation SG11b0	120525	39µm	SG11b0	1	pl	SEM	CU1	-	-	20120522 (Au/Br, SEM) 20120525 (OD04Au08) 20120525 (Au/Br/SG11)	2012.05.22	2012.05.22	2012.05.25	-	-
id#23	BB-DDOL- Q001	-	Curation SG11c1	120525	43µm	SG11c1	1	pl,ol	SEM	-	-	-	20120522 (Au/Br, SEM) 20120525 (OD04Au08) 20120525 (Au/Br/SG11)	2012.05.22	2012.05.22	2012.05.25	-	-
id#24	BB-DDOL- Q002	-	Curation SG11c3	120525	37µm	SG11c3	1	ol,lpx,hpx	SEM	-	-	-	20120522 (Au/Br, SEM) 20120525 (OD04Au08) 20120525 (Au/Br/SG11)	2012.05.22	2012.05.22	2012.05.25	-	-
id#25	BB-DDOL- Q003	-	Curation SG11c4	120525	29µm	SG11c4	1	ol,hpx	SEM	-	-	-	20120522 (Au/Br, SEM) 20120525 (OD04Au08) 20120525 (Au/Br/SG11)	2012.05.22	2012.05.22	2012.05.25	-	-
id#26	BB-DDOL- Q004	-	Curation SG11c2	120525	36µm	SG11c2	1	ol,Al	SEM	CU2	-	-	20120522 (Au/Br, SEM) 20120525 (OD04Au08) 20120525 (Au/Br/SG11)	2012.05.22	2012.05.22	2012.05.25	-	-
id#27	BB-DDOL- Q005	-	Curation SG11d2	120529	32µm	SG11d2	2	ol,pl,tr	SEM	CU1	-	-	20120525 (OD04Au08) 20120529 (Au/Br, SEM) 20120529 (Au/Br/SG11)	2012.05.25	2012.05.29	2012.05.29	-	-
id#28	BB-DDOL- Q006	-	Curation SG11d1	120529	36µm	SG11d1	1	ol	SEM	-	-	-	20120525 (OD04Au08) 20120529 (Au/Br, SEM) 20120529 (Au/Br/SG11)	2012.05.25	2012.05.28	2012.05.29	-	-
id#29	BB-DDOL- Q007	-	Curation SG11d0	120529	38µm	SG11d0	1	ol,pl	SEM	-	-	-	20120525 (OD04Au08) 20120529 (Au/Br, SEM) 20120529 (Au/Br/SG11)	2012.05.25	2012.05.29	2012.05.29	-	-
id#30	BB-DDOL- Q002	-	Curation SG11d3	120529	37µm	SG11d3	1	lpx	SEM	-	-	-	20120525 (OD04Au08) 20120529 (Au/Br, SEM) 20120529 (Au/Br/SG11)	2012.05.25	2012.05.29	2012.05.29	-	-
id#31	BB-DDOL- Q003	-	Curation SG11d4	120529	54µm	SG11d4	1	lpx	SEM	-	-	-	20120525 (OD04Au08) 20120529 (Au/Br, SEM) 20120529 (Au/Br/SG11)	2012.05.25	2012.05.28	2012.05.29	-	-
id#32	BB-DDOL- Q004	-	Curation SG11d5	120529	64µm	SG11d5	1	pl	SEM	CO	-	-	20120525 (OD04Au08) 20120529 (Au/Br, SEM) 20120529 (Au/Br/SG11)	2012.05.25	2012.05.28	2012.05.29	-	-
id#33	BB-DDOL- Q005	-	Curation SG11e5	120601	28µm	SG11e5	1	ol,pl,lpx	SEM	-	-	-	20120531 (OD04Au08) 20120601 (Au/Br/SEM) 20120601 (Au/Br/SG11)	2012.05.31	2012.06.01	2012.06.01	-	-
id#34	BB-DDOL- Q003	-	Curation SG11e4	120601	47µm	SG11e4	1	pl,ol	SEM	CU1	-	-	20120531 (OD04Au08) 20120601 (Au/Br/SEM) 20120601 (Au/Br/SG11)	2012.05.31	2012.06.01	2012.06.01	-	-
id#35	BB-DDOL- Q004	-	Curation SG11e1	120601	42µm	SG11e1	1	ol,pl	SEM	-	-	-	20120531 (Au/Br, SEM) 20120601 (OD04Au08) 20120601 (Au/Br/SG11)	2012.05.31	2012.05.31	2012.06.01	-	-
id#36	BB-DDOL- Q005	-	Curation SG11e2	120601	33µm	SG11e2	1	ol	SEM	-	-	-	20120531 (Au/Br, SEM) 20120601 (OD04Au08) 20120601 (Au/Br/SG11)	2012.05.31	2012.05.31	2012.06.01	-	-
id#37	BB-DDOL- Q007	-	Curation SG11e3	120601	57µm	SG11e3	1	ol	SEM	-	-	-	20120531 (OD04Au08) 20120601 (Au/Br/SEM) 20120601 (Au/Br/SG11)	2012.05.31	2012.06.01	2012.06.01	-	-
id#38	BB-DDOL- Q008	-	Curation SG11e0	120601	54µm	SG11e0	1	ol,lpx	SEM	-	-	-	20120531 (OD04Au08) 20120601 (Au/Br/SEM) 20120601 (Au/Br/SG11)	2012.05.31	2012.06.01	2012.06.01	-	-

References

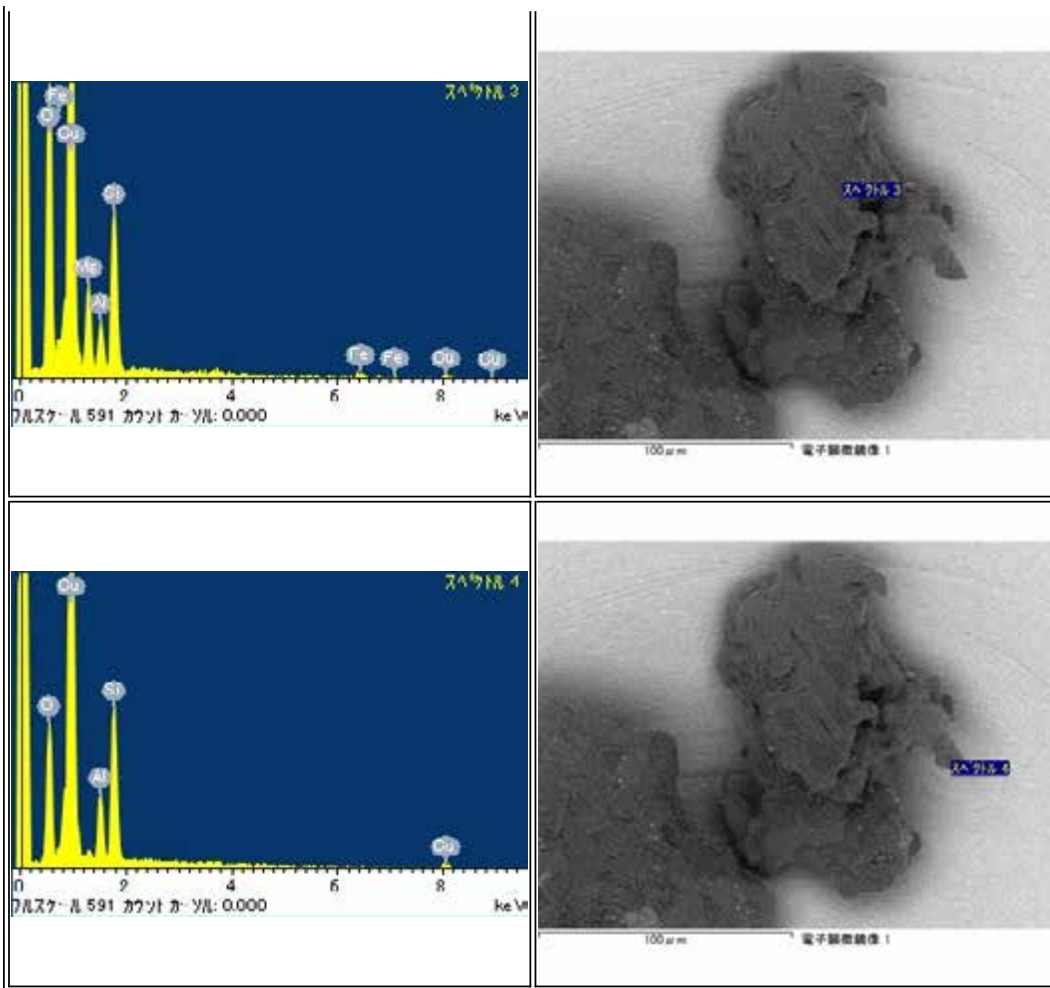
- [1] Ebihara et al. (2011) Science 333, 1119-1121.
- [2] Nakamura et al. (2011) Science 333, 1112-1116.
- [3] Nagao et al. (2011) Science 333, 1128-1131.
- [4] Narasaki et al. (2011) Geochimical Journal in print.
- [5] Higouchi et al. (2011) Science 333, 1121-1125.
- [6] Tsuchiyama et al. (2011) Science 333, 1125-1128.
- [7] Yurimoto et al. (2011) Science 333, 1116-1119.

Extra-0004

Parent	Status	Date	Size	Transfer	Category	Phase	InitialAnalysis	label	References	Comment
-	Curation SG01h6	110106	50µm	SG01h6	1	ol	SEM	EXTRA		-



Extra-0005

Parent	Status	Date	Size	Transfer	Category	Phase	InitialAnalysis	label	References	Comment
-	Curation SG01h8	110107	100µm	SG01h8	1	pl,lp	SEM	EXTRA	-	-


Extra-0013

Parent	Status	Date	Size	Transfer	Category	Phase	InitialAnalysis	label	References	Comment
-	RENAMED	120405	24μm	AuY5s1	2	hpx	-	RENAMED,EXTRA		Renamed to RA-QD02-0265



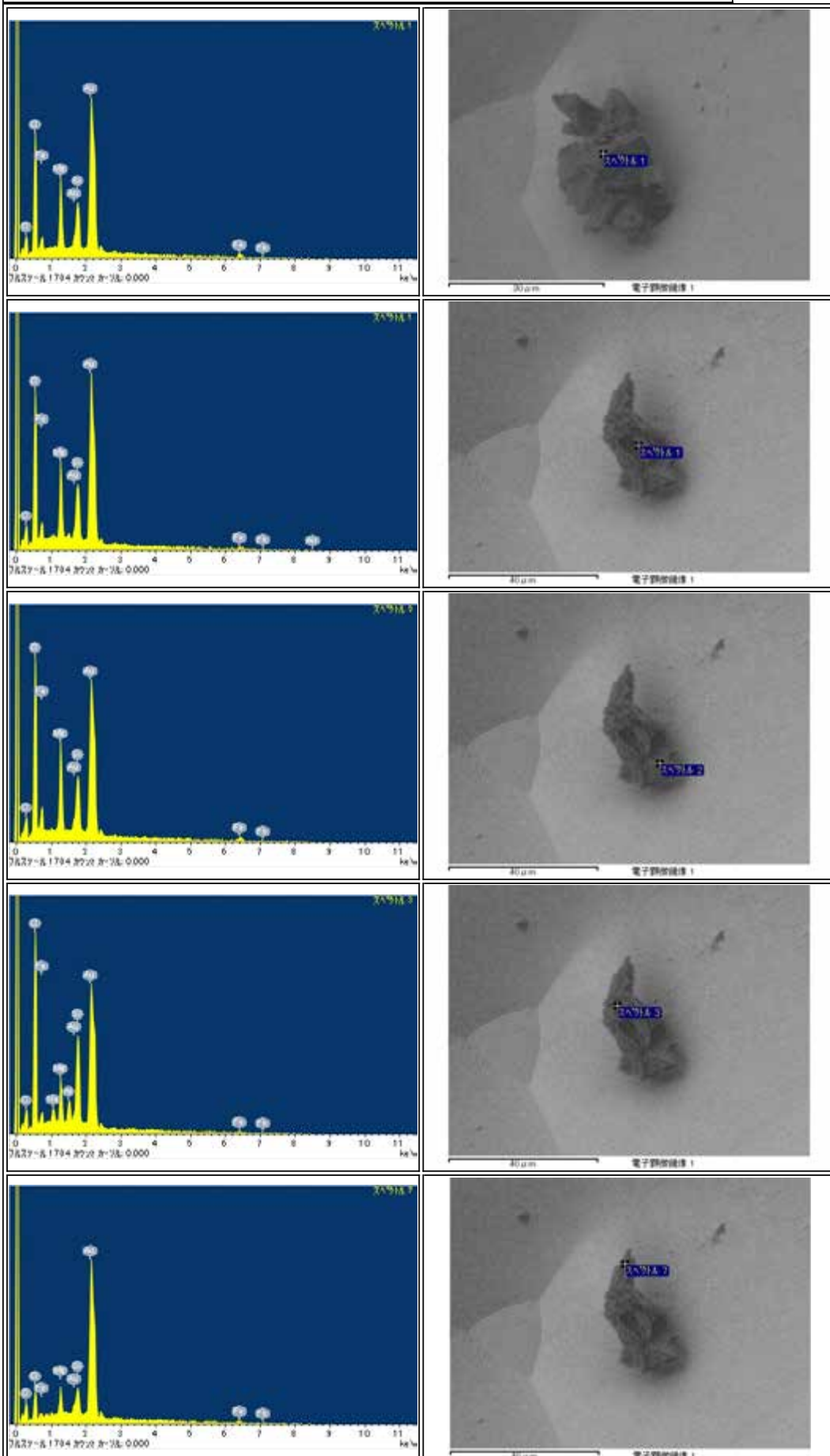
Extra-0037

Parent	Status	Date	Size	Transfer	Category	Phase	InitialAnalysis	label	References	Comment
-	Curation SG10c0	120622	38.7µm	SG10c0	1	ol	SEM	EXTRA	-	-



Extra-0038

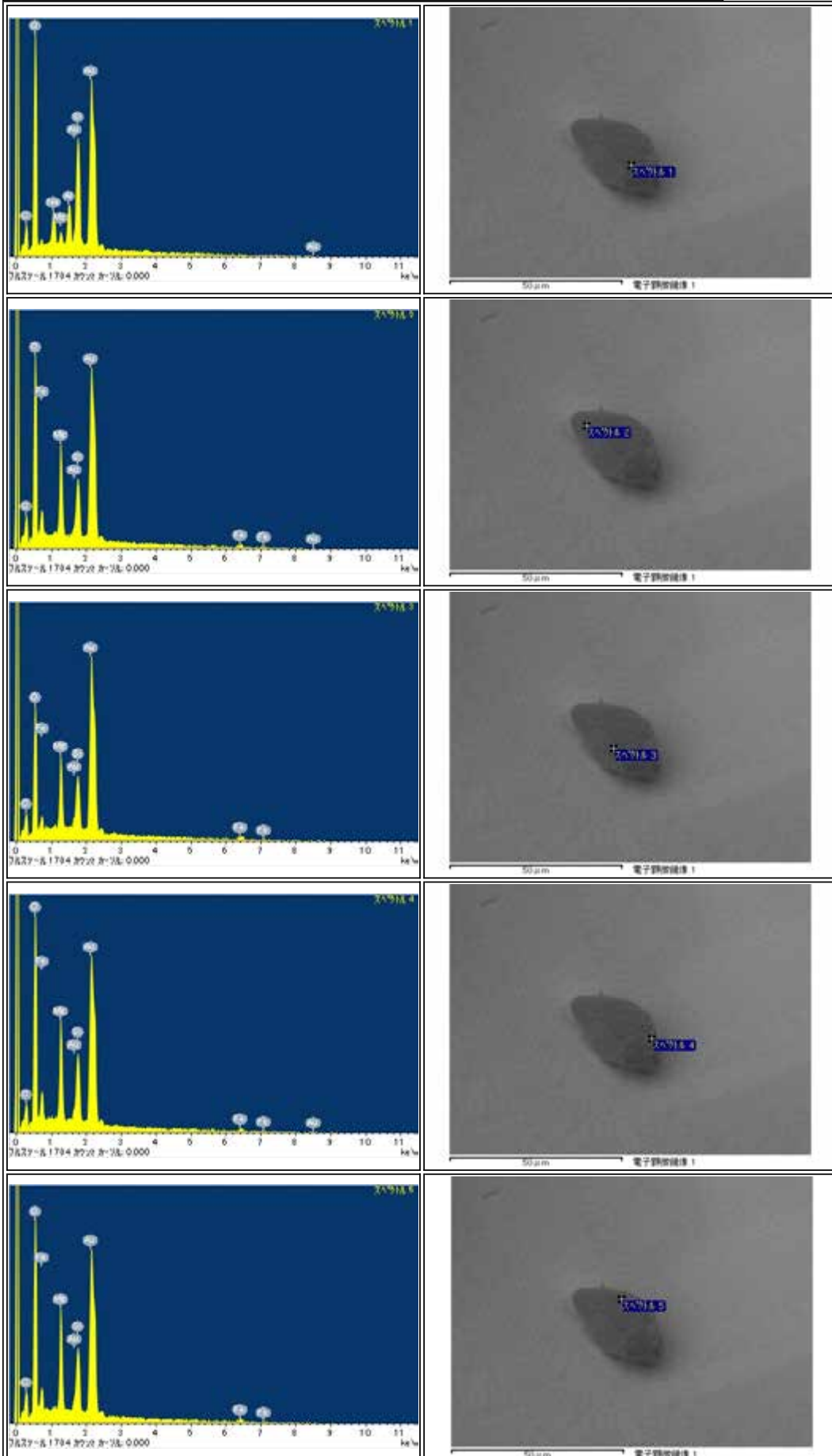
Parent	Status	Date	Size	Transfer	Category	Phase	InitialAnalysis	label	References	Comment
-	Curation SG09f3	120823	29.3μm	BCV	1	ol,pl	SEM	EXTRA	-	-






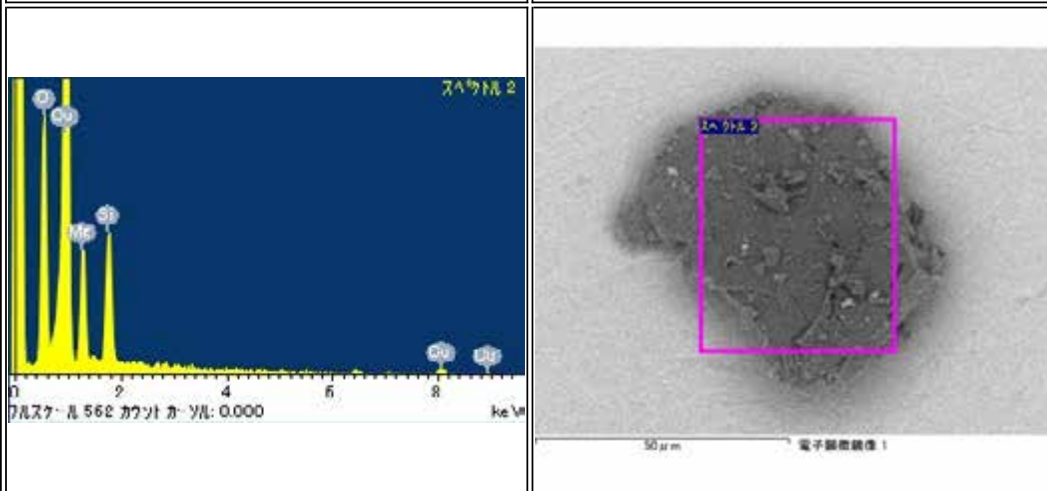


Extra-0039

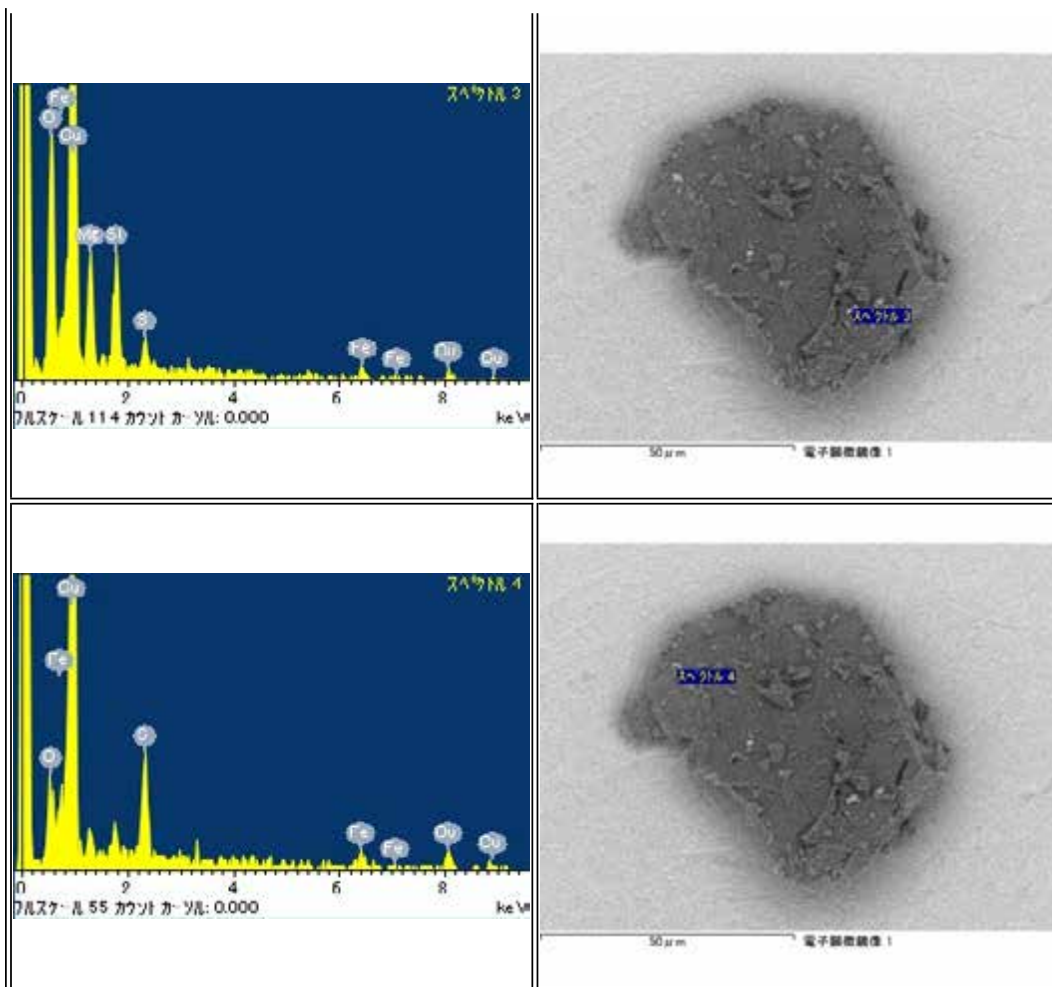
Parent	Status	Date	Size	Transfer	Category	Phase	InitialAnalysis	label	References	Comment
-	Curation SG09f4	120823	30µm	BCV	1	ol,pl	SEM	EXTRA	-	-



RA-QD02-0009


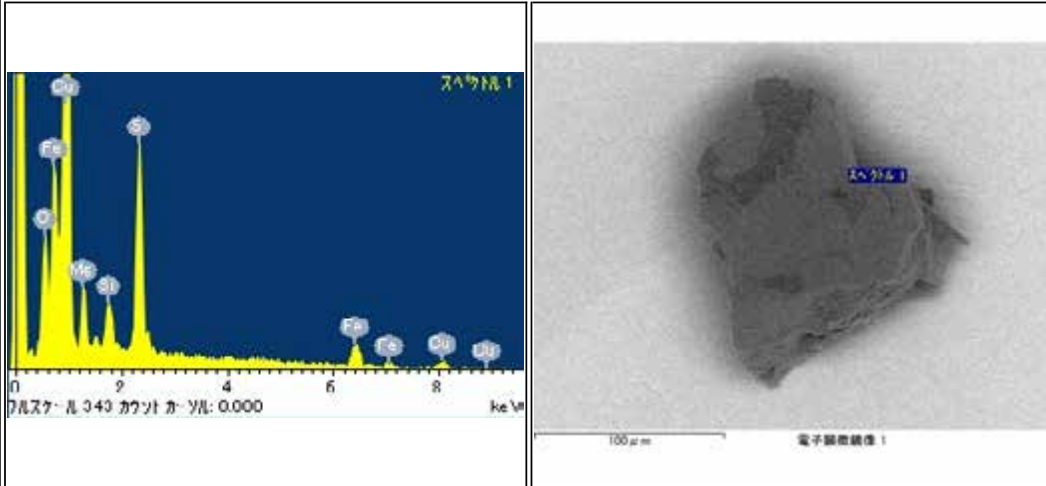


Parent	Status	Date	Size	Transfer	Category	Phase	InitialAnalysis	label	References	Comment
-	Curation N2-SP3, PS with C-coat, FIB hole	120117	70μm	-	1	[ lpx, ol, pl ]	CT,XRD,FE-SEM,FE-EPMA	IA	[6]	-

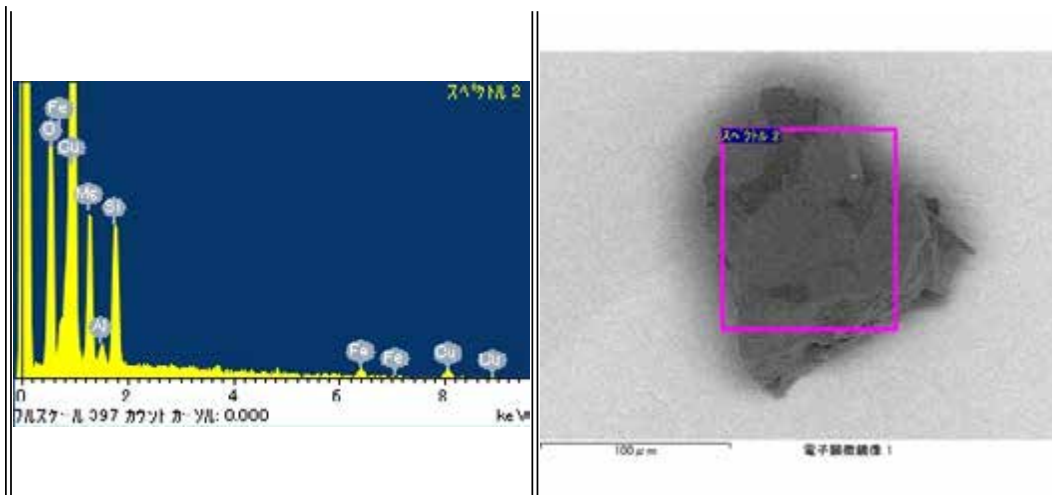




RA-QD02-0010

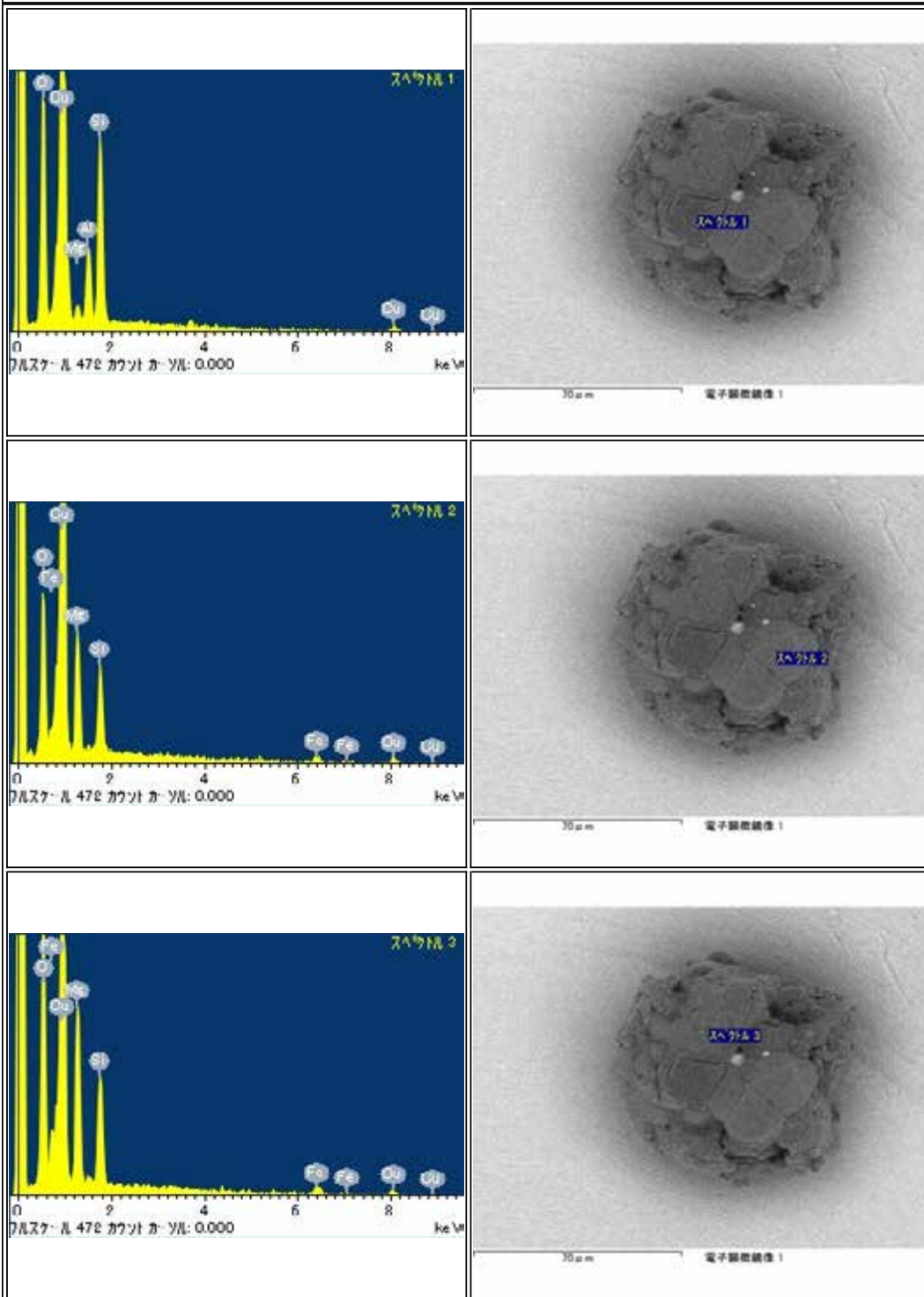
Parent	Status	Date	Size	Transfer	Category	Phase	InitialAnalysis	label	References	Comment
-	California Univ, PS	121016	149μm	Wisconsin Univ,Curation,California Univ	1	[ ol, pl, lpx, hpx, tr, tae, kam ]	CT,XRD,FE-SEM,FE-EPMA,SIMS	IA,AO_Kita,AO_Nishiizumi	[2][7]	sent from N2-SP3





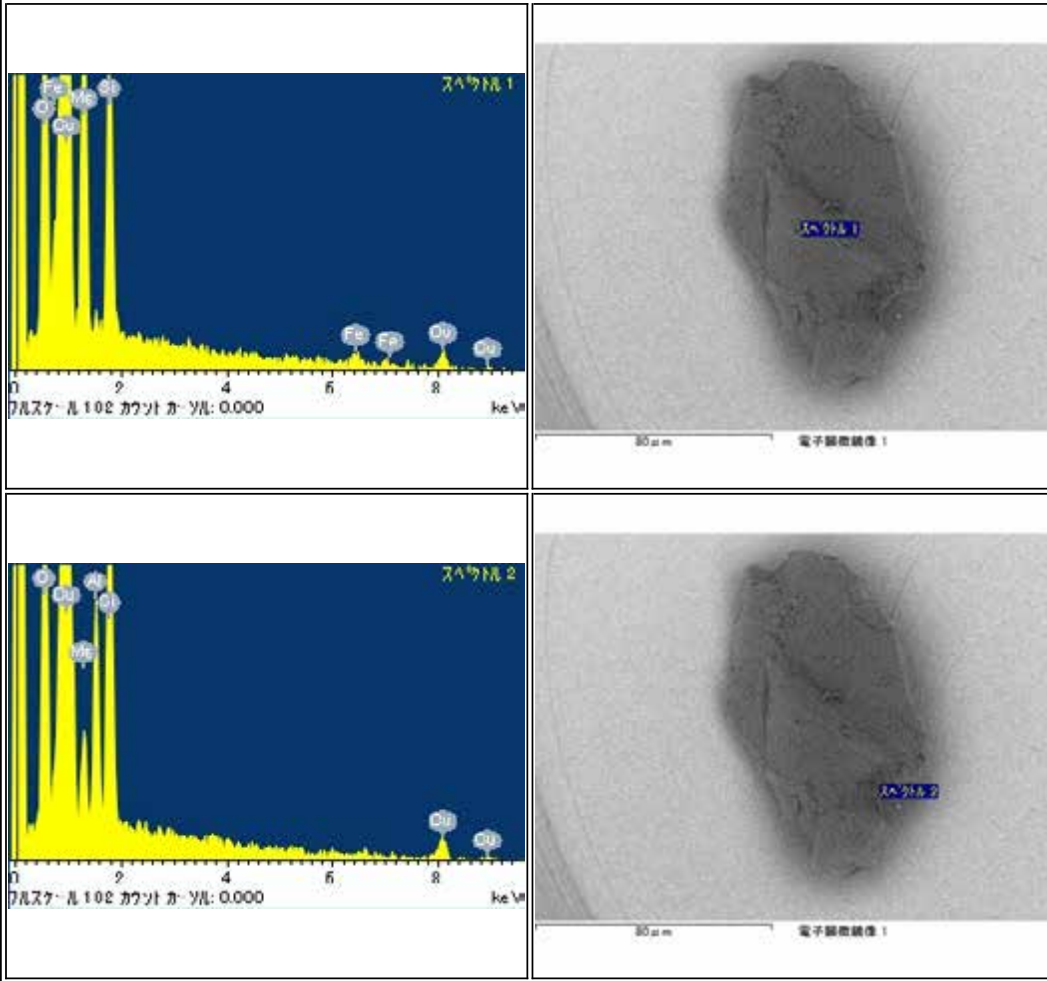
## RA-QD02-0013

Parent	Status	Date	Size	Transfer	Category	Phase	InitialAnalysis	label	References	Comment
-	Cirtin Univ , PS	121017	91μm	Curation, Cirtin Univ	2	[ ol, pl, hpx, lpx, tae ]	CT,XRD,FE-SEM,FE- EPMA	IA,AO_Jourdan	[2]	sent from N2- SP3



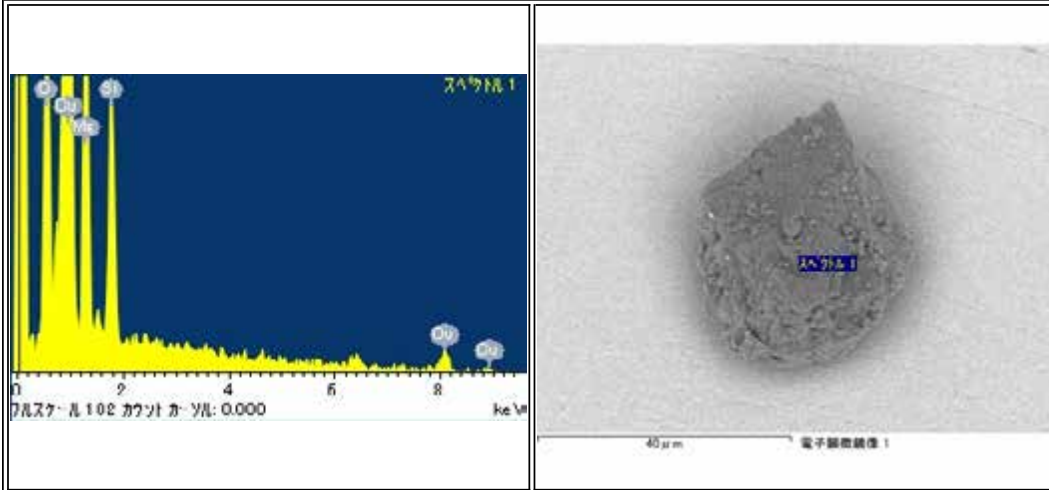
## RA-QD02-0014

Parent	Status	Date	Size	Transfer	Category	Phase	InitialAnalysis	label	References	Comment
-	Wisconsin Univ, PS	120706	131.2 $\mu$ m	Wisconsin Univ	1	[ ol, lpx, pl ]	CT,XRD,FE-SEM,FE- EPMA,SIMS	IA,AO_Kita	[6][7]	sent from N2- SP3



## RA-QD02-0015





Parent	Status	Date	Size	Transfer	Category	Phase	InitialAnalysis	label	References	Comment
-	CONSUMED		30μm	-	1	-	Noble-gas MS	1A	[3]	DESTROYED due to the laser irradiation

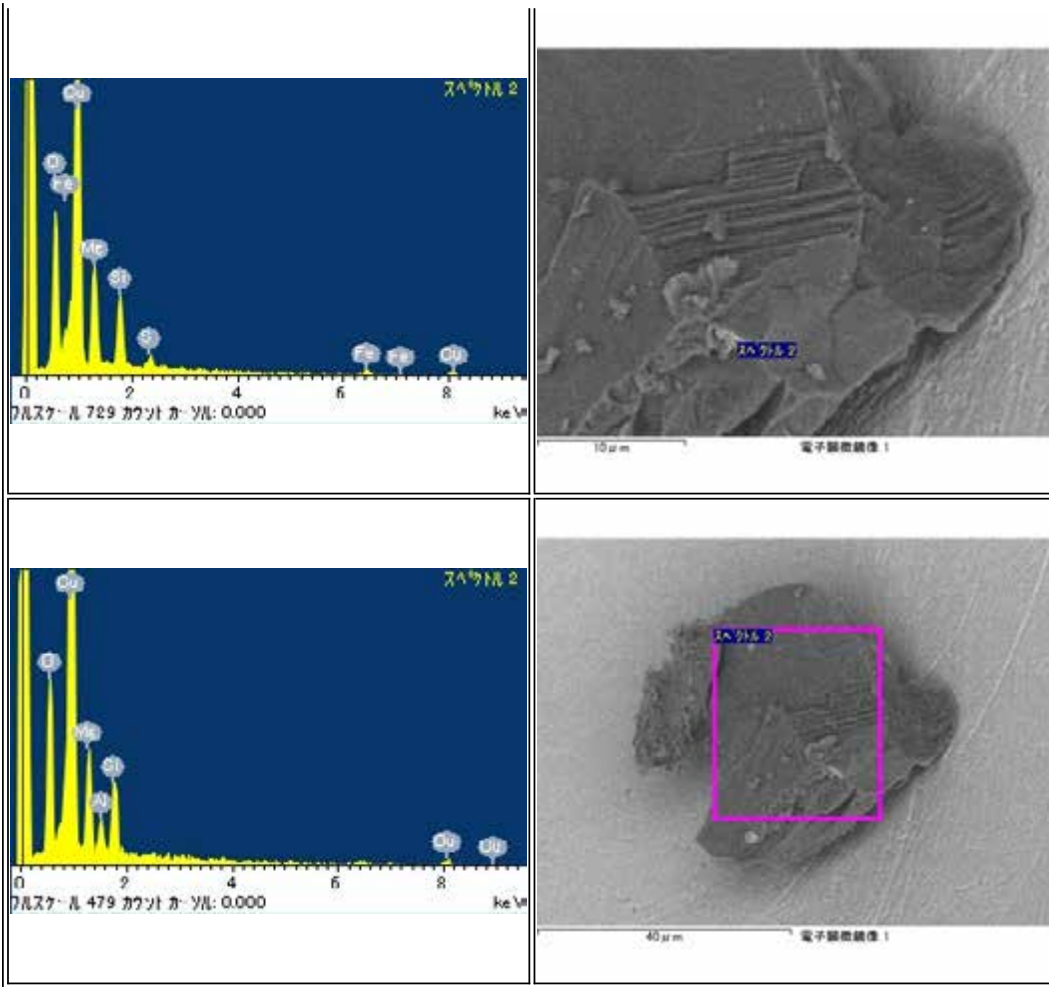




RA-QD02-0016

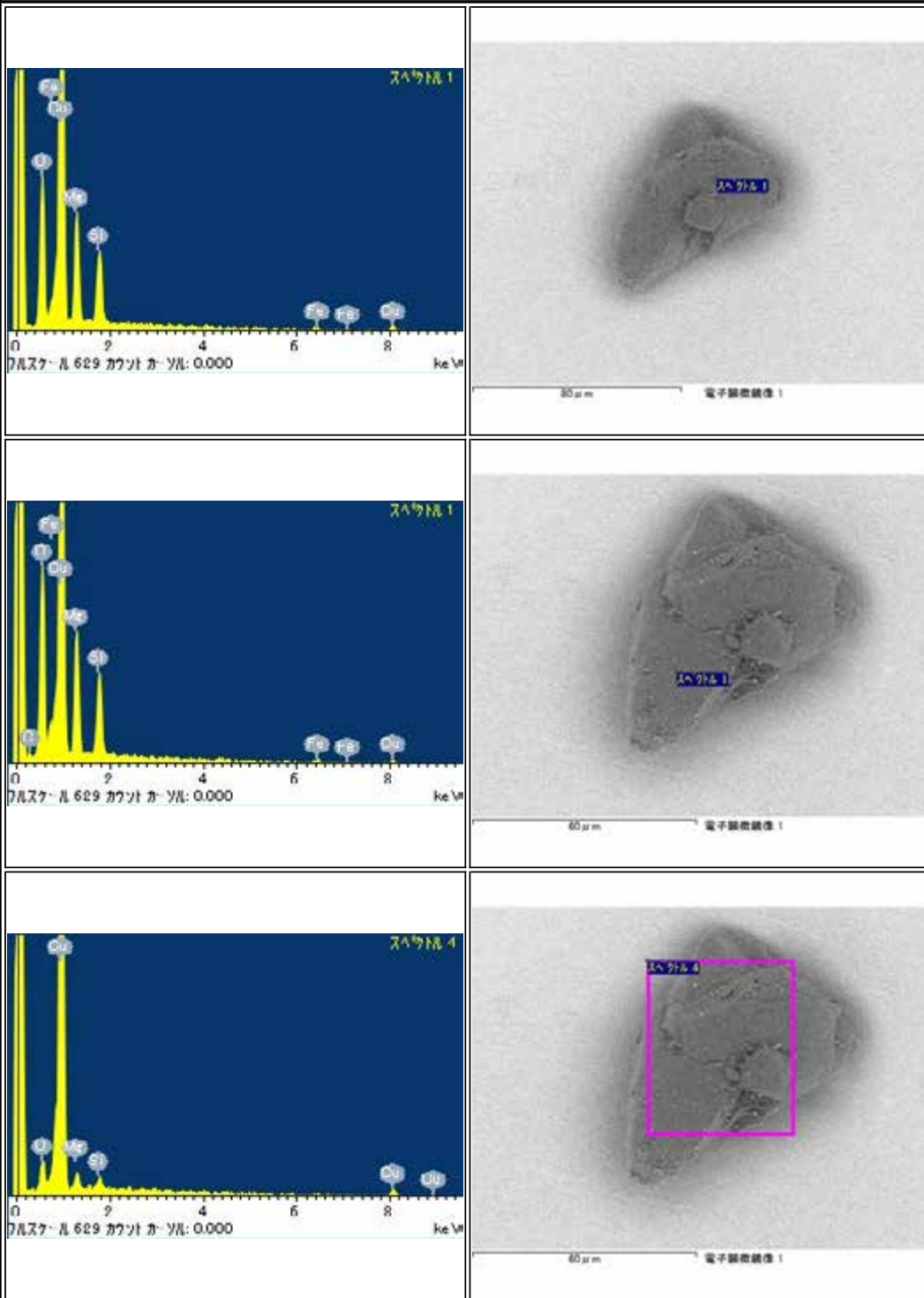
Parent	Status	Date	Size	Transfer	Category	Phase	InitialAnalysis	label	References	Comment
-	Curation N2-SP3, PS	120117	58.0μm	Curation	1	[ ol, lpx, hpx, pl, tr, tae ]	CT,XRD,FE-SEM,FE-EPMA,SIMS	1A	[7]	-






RA-QD02-0017

Parent	Status	Date	Size	Transfer	Category	Phase	InitialAnalysis	label	References	Comment
-	Wisconsin Univ, PS	120706	30μm	Wisconsin Univ	1	ol	FT-IR,Raman,TOF-SIMS,XRD,FE-SEM,FE-EPMA	IA, AO_Kita	[4]	-



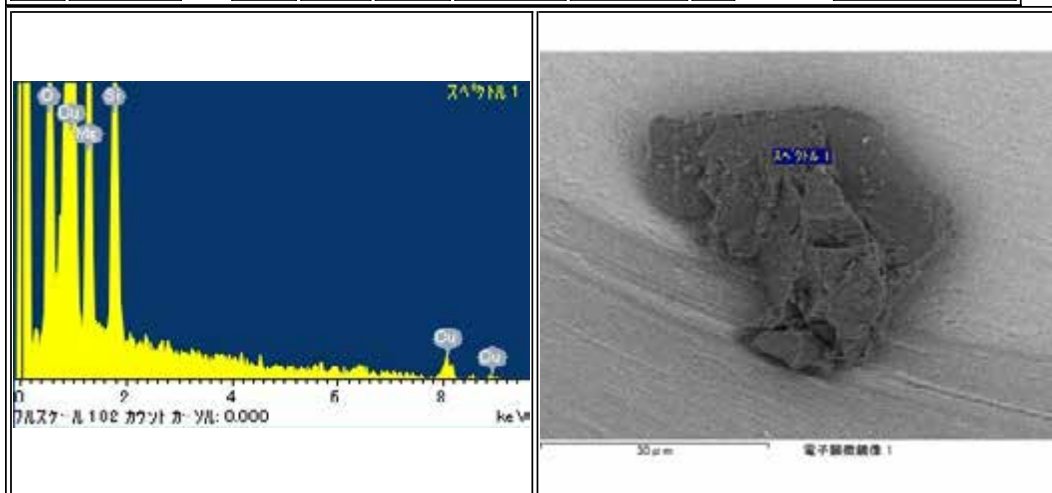
RA-QD02-0019

Parent	Status	Date	Size	Transfer	Category	Phase	InitialAnalysis	label	References	Comment
-	Curation N2-SP3, PS	120117	98.2μm	-	1	[ ol, pl, tr ]	CT,XRD,FE-SEM,FE-EPMA,SIMS	IA	[7]	-



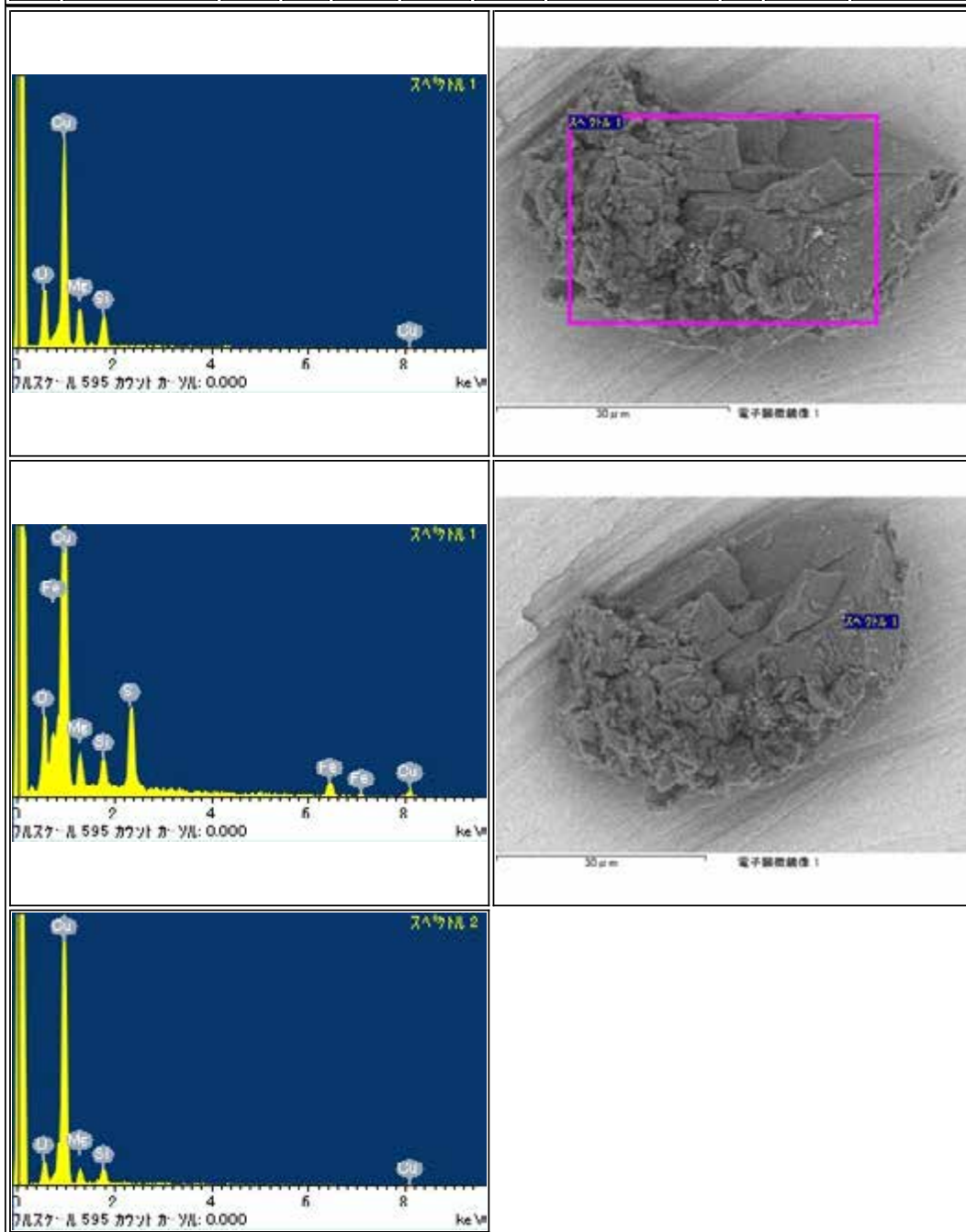
RA-QD02-0021

Parent	Status	Date	Size	Transfer	Category	Phase	InitialAnalysis	label	References	Comment
-	CONSUMED		56.4µm	-	1	[ lpx, hpx, tr ]	CT,XRD	IA		LOST during polishing





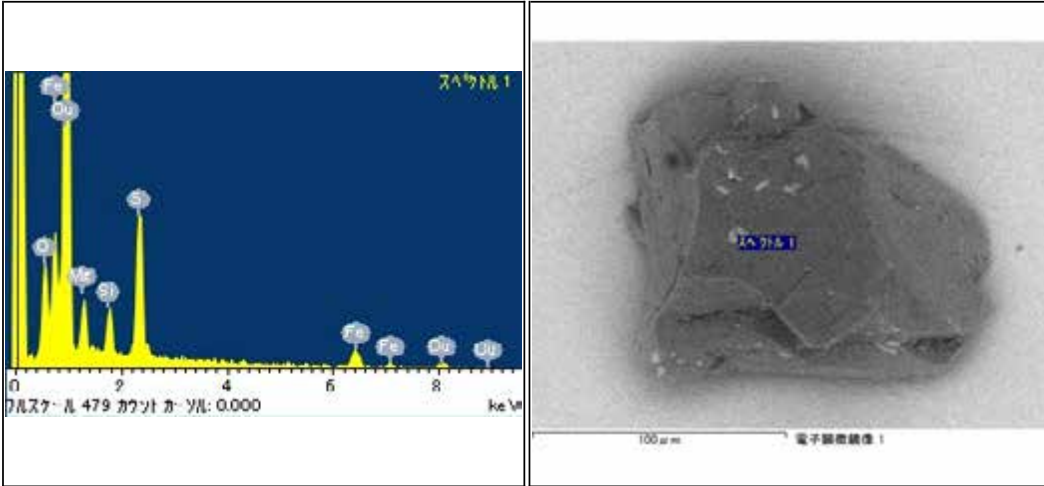

RA-QD02-0022

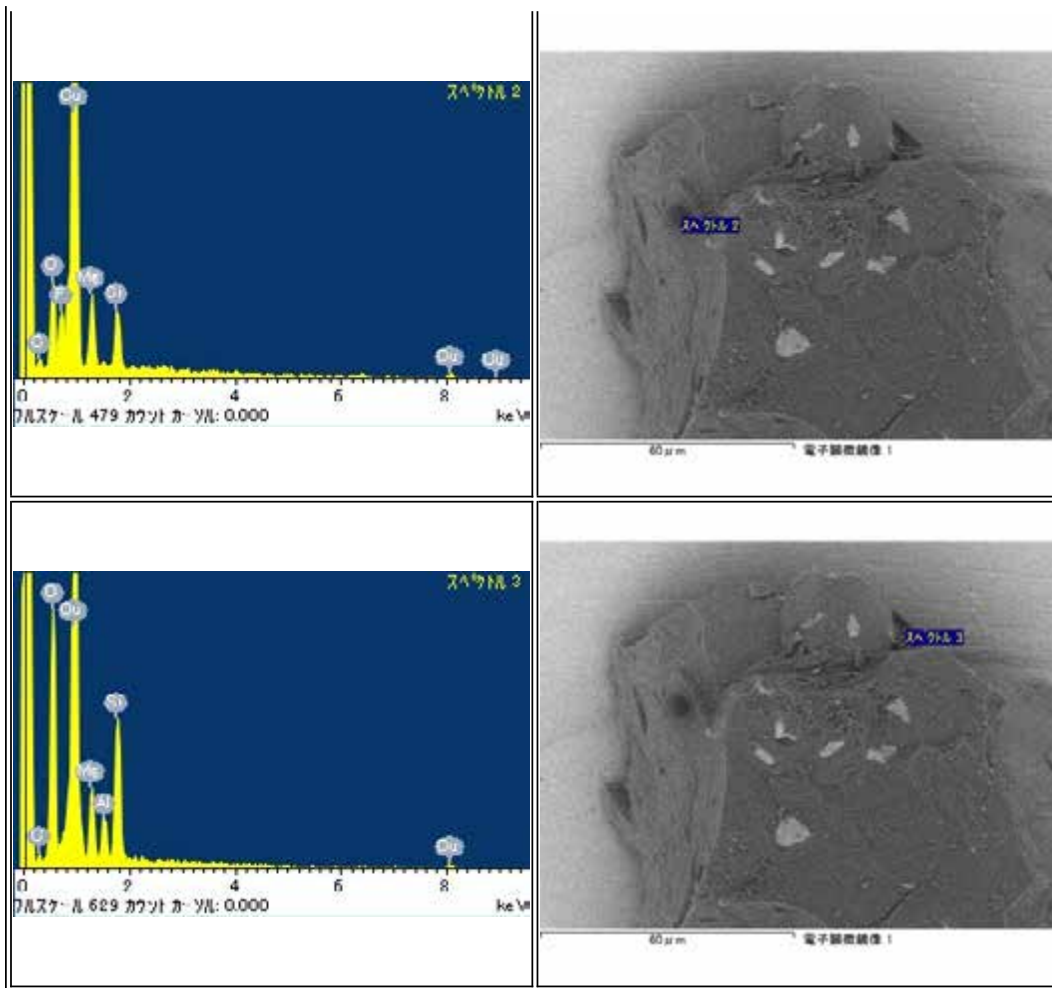
Parent	Status	Date	Size	Transfer	Category	Phase	InitialAnalysis	label	References	Comment
-	Curation N2-SP3, PS	120221	50µm	-	1	lpx, ol, tr	FE-EPMA,TEM, SIMS	IA	[2][5][7]	Sectioned by ultramicrotome



RA-QD02-0023

Parent	Status	Date	Size	Transfer	Category	Phase	InitialAnalysis	label	References	Comment
-	California Univ, PS	121016	149.4µm	Wisconsin Univ,Curation,California Univ	2	[ ol, tr ]	CT,XRD,FE-SEM,FE-EPMA,SIMS	IA,AO_Kita,AO_Nishiizumi	[6][7]	sent from N2-SP3

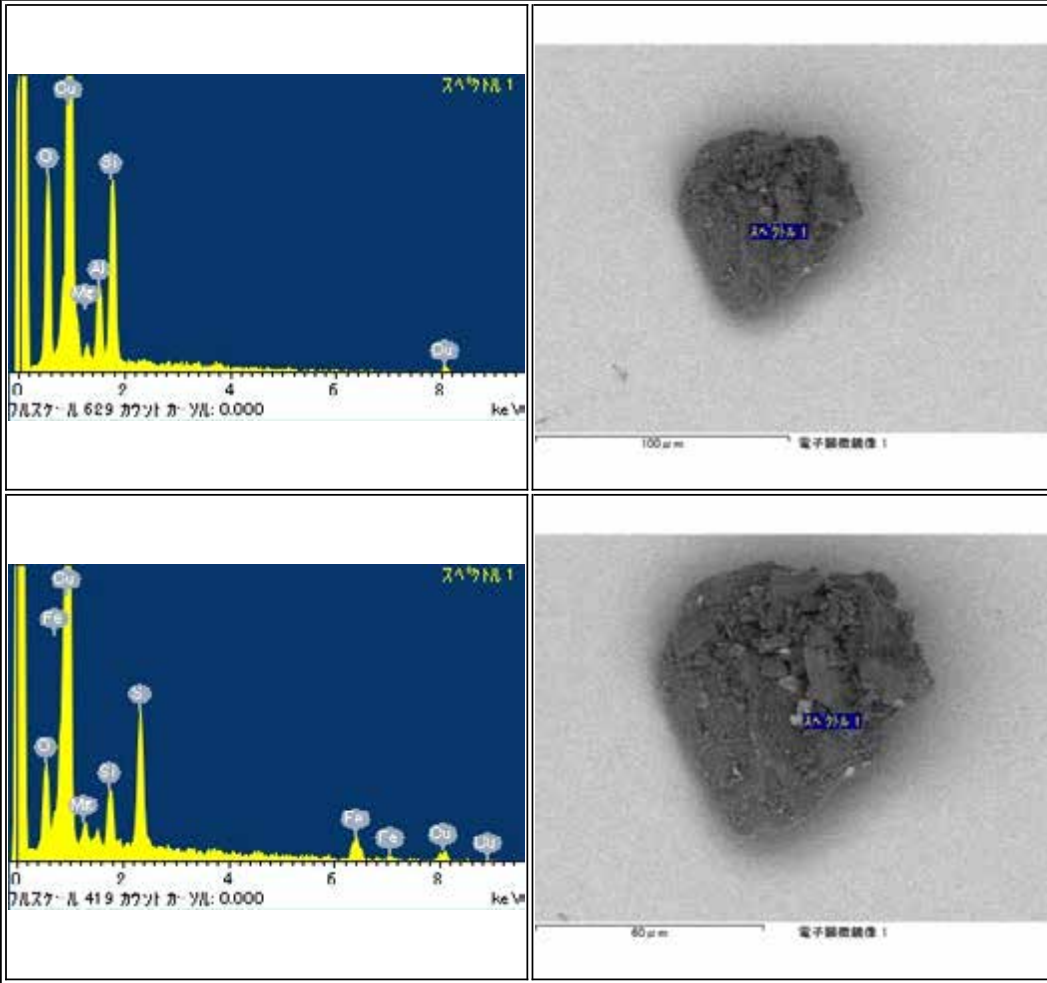






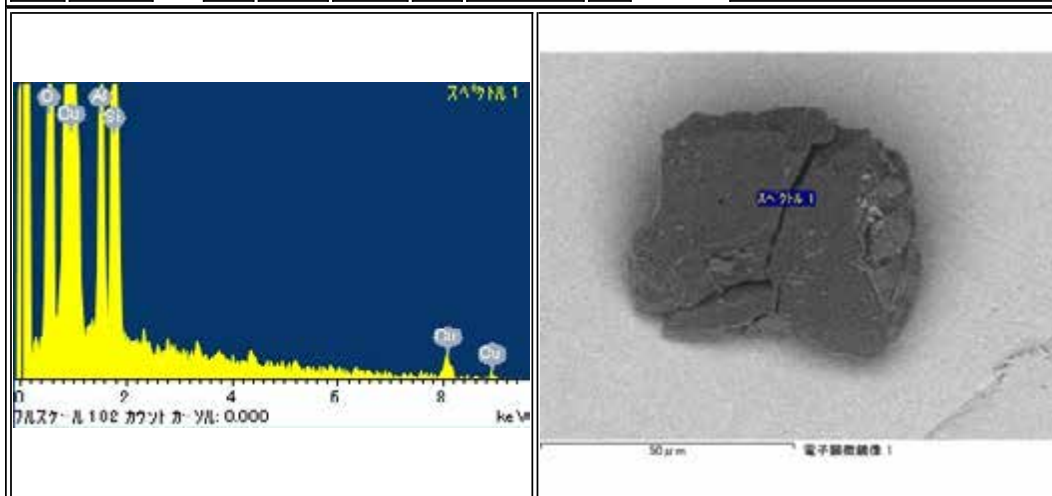
RA-QD02-0024

Parent	Status	Date	Size	Transfer	Category	Phase	InitialAnalysis	label	References	Comment
-	Open Univ, PS	120918	90.0µm	Open Univ	2	[ ol, hpx, lpx, pl, tr, tae ]	CT,XRD,FE-SEM,FE-EPMA	1A, AO_Grady	[2]	sent from N2-SP3



RA-QD02-0025

Parent	Status	Date	Size	Transfer	Category	Phase	InitialAnalysis	label	References	Comment
-	BROKEN		50µm	-	1	-	-	-		separated into RA-QD02-0025-01 and RA-QD02-0025-02 during SEM observation


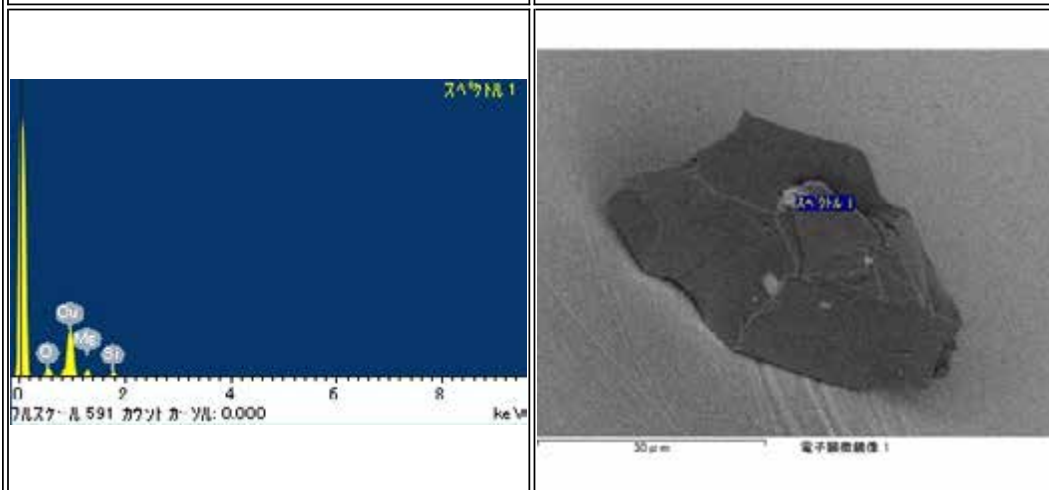
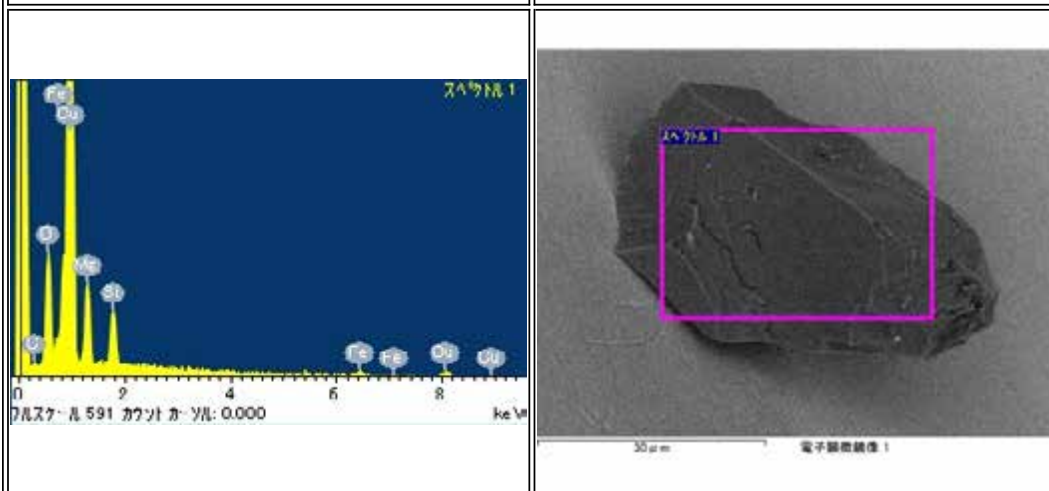
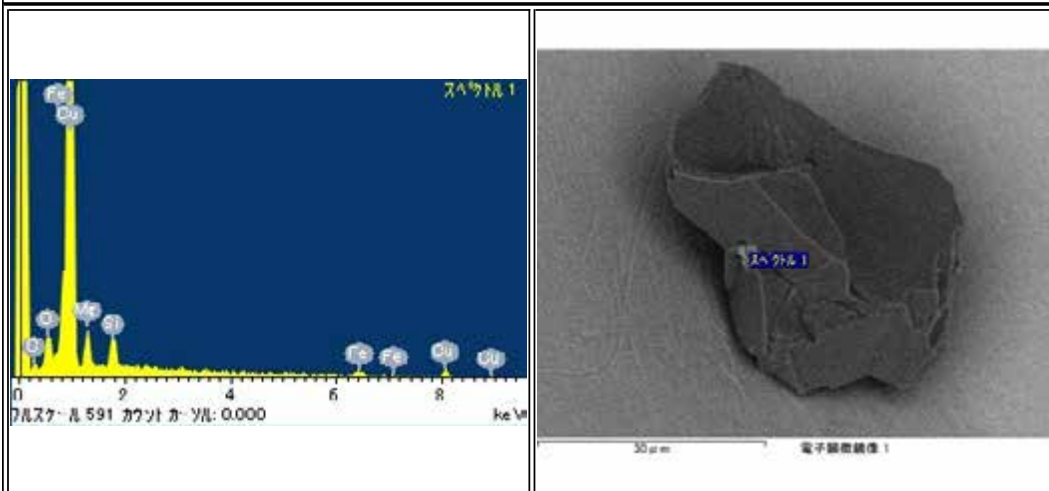


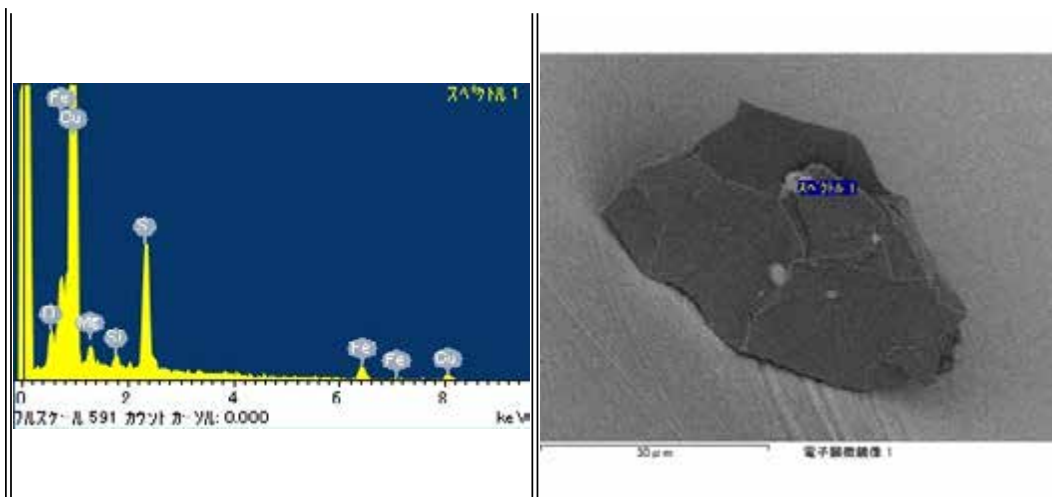
RA-QD02-0027

Parent	Status	Date	Size	Transfer	Category	Phase	InitialAnalysis	label	References	Comment
-	Curation N2-SP3, PS with partially Au-coat	120117	83.0µm	Curation	2	[ tr, pl, lpx ]	CT,XRD,FE-SEM,FE-EPMA,SIMS	IA	[2][7]	-


RA-QD02-0028


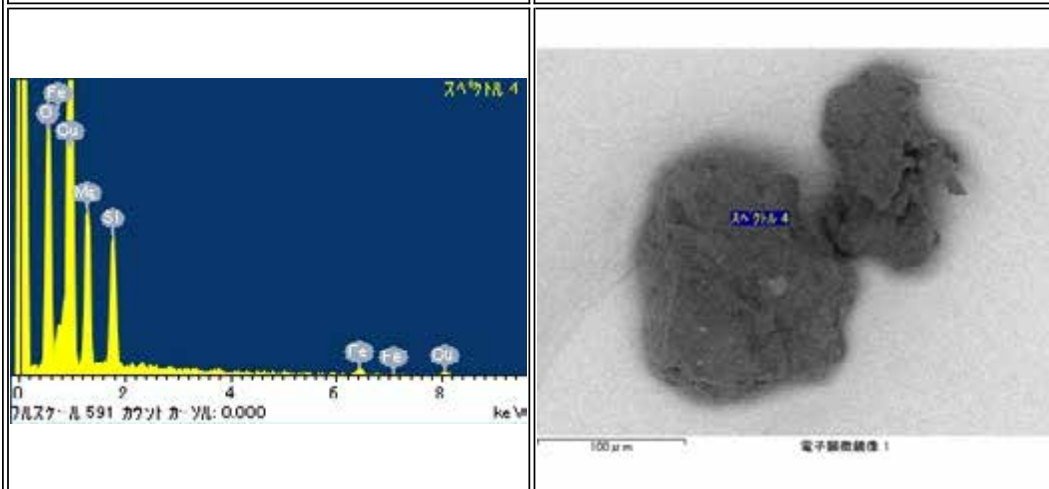
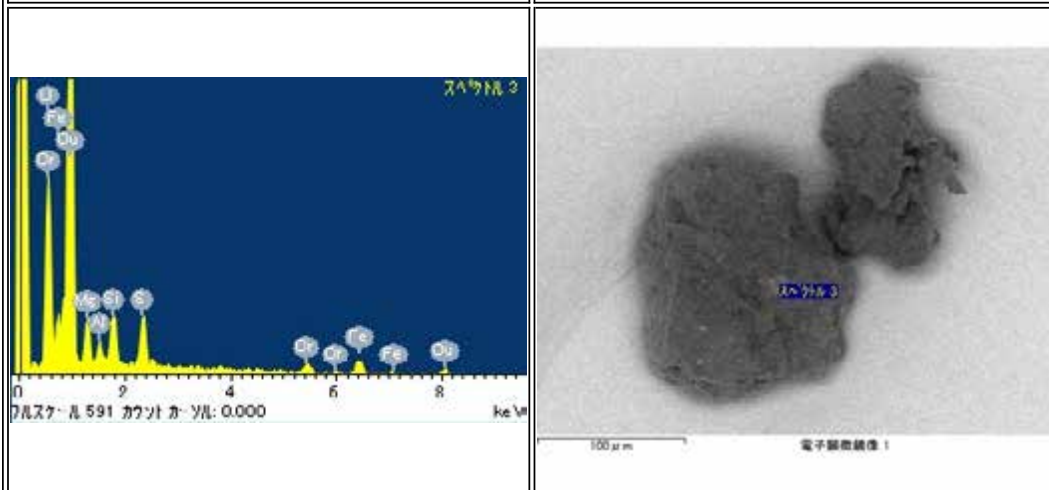

Parent	Status	Date	Size	Transfer	Category	Phase	InitialAnalysis	label	References	Comment
-	Curation N2-SP3, PS	120117	55.4μm	Curation	2	[ ol, lpx, tr, tae ]	CT,XRD,FE-SEM,FE-EPMA	1A	-	-

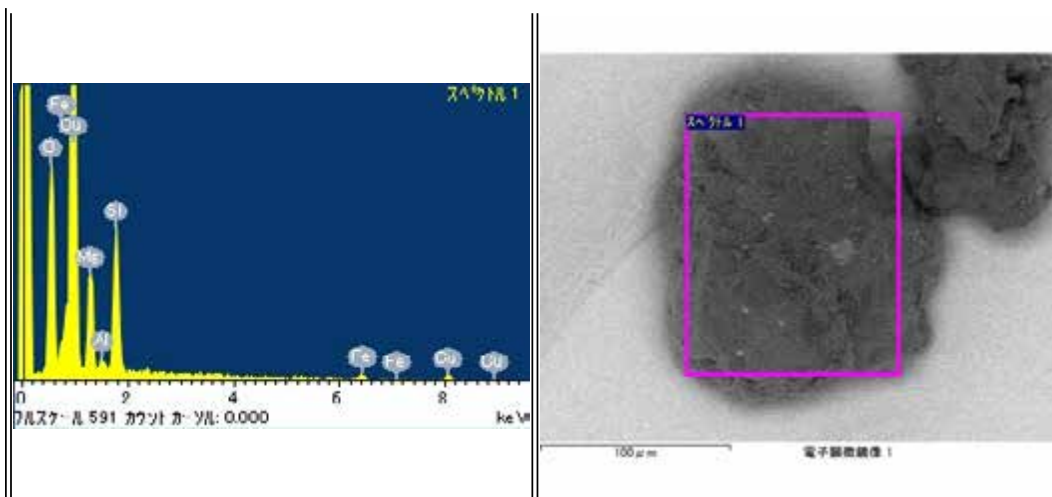




RA-QD02-0030

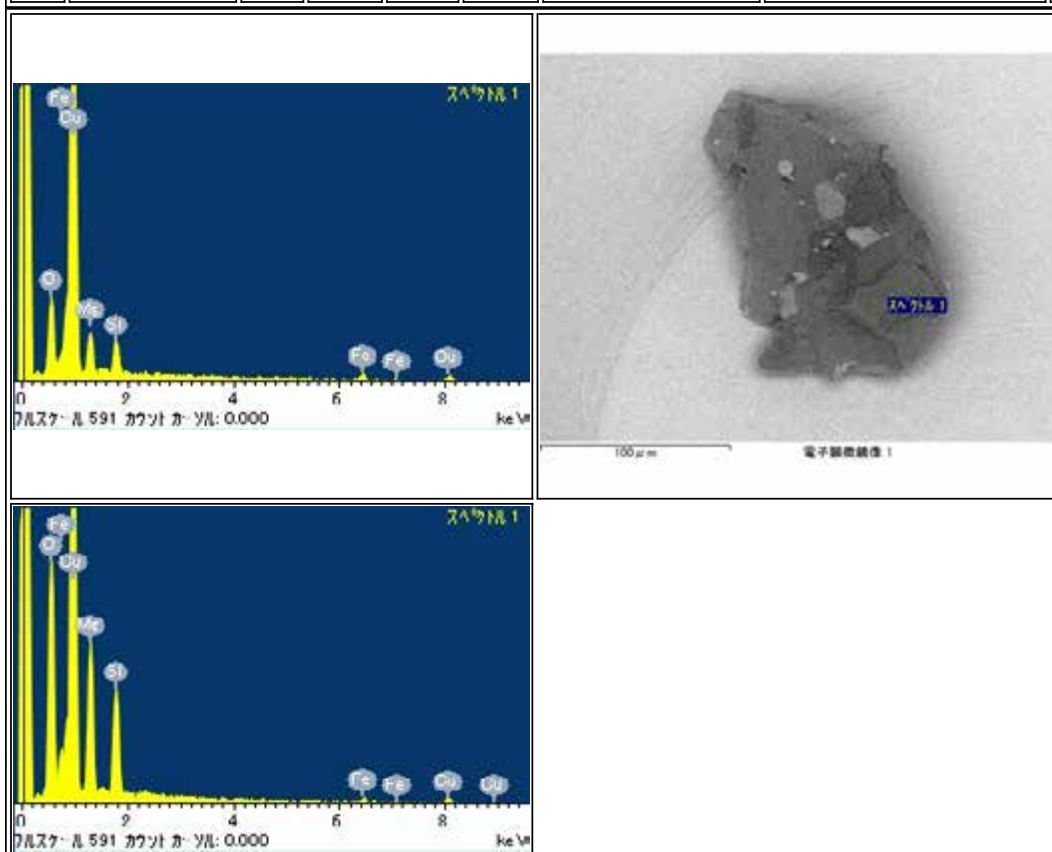
Parent	Status	Date	Size	Transfer	Category	Phase	InitialAnalysis	label	References	Comment
-	Cirtin Univ, PS	121017	163.8μm	Wisconsin Univ,Curation,Cirtin Univ	2	[ lpx, ol, pl, tae, hpx, tr ]	CT,XRD,FE-SEM,FE-EPMA,SIMS	1A,AO_Kita,AO_Jourdan	[2][7]	sent from N2-SP3





## RA-QD02-0031





Parent	Status	Date	Size	Transfer	Category	Phase	InitialAnalysis	label	References	Comment
-	Curation N2-SP3, PS	120117	166.8μm	Curation	2	[ ol, pl, tr, hpx or lpx, chm ]	CT,XRD,FE-SEM,FE-EPMA,SIMS	IA	[2][6][7]	-

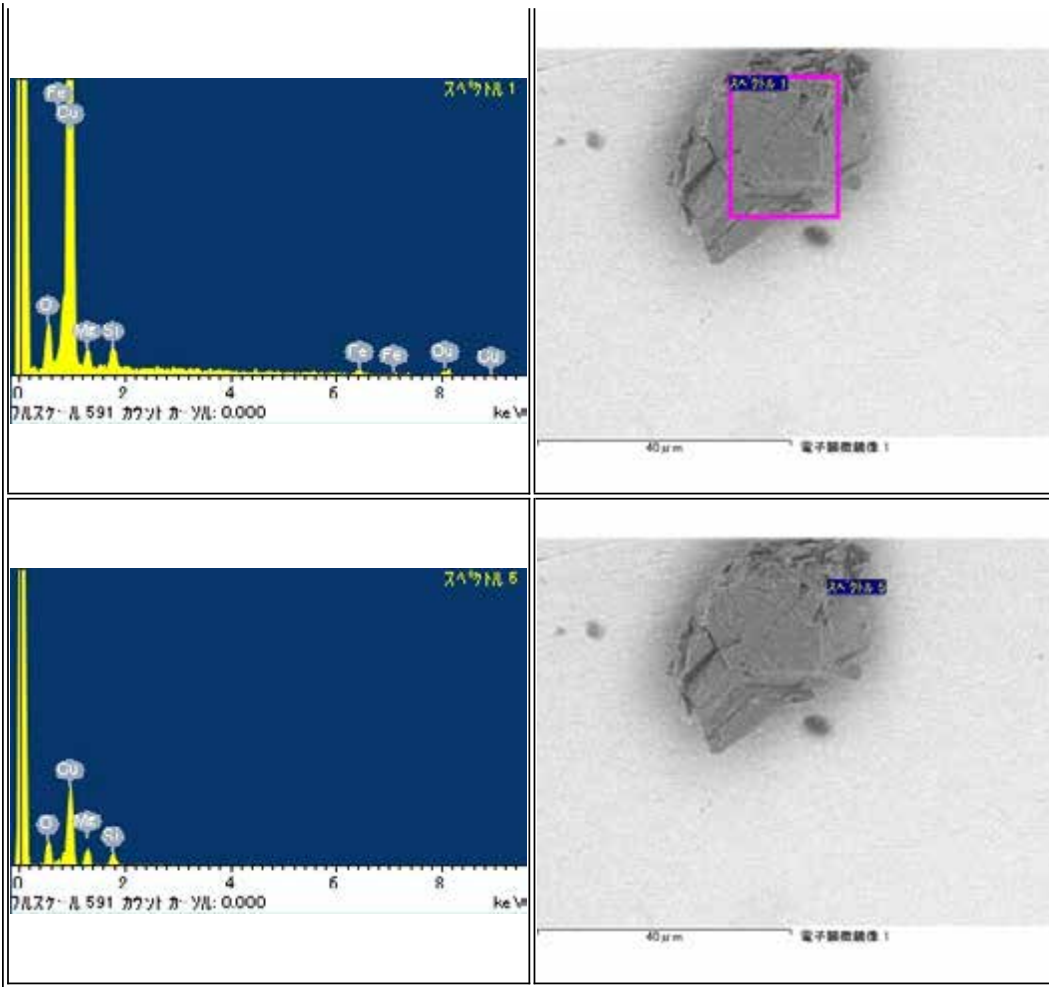




RA-QD02-0032

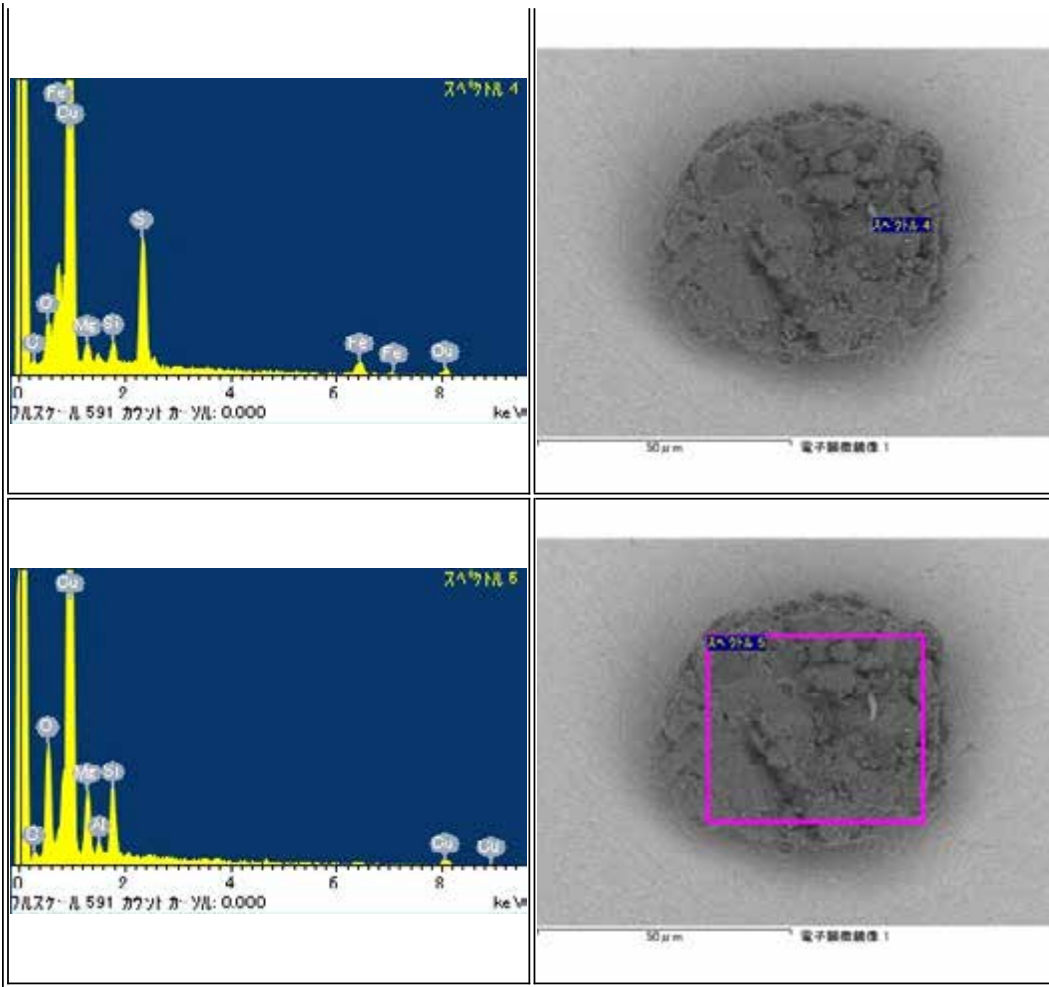
Parent	Status	Date	Size	Transfer	Category	Phase	InitialAnalysis	label	References	Comment
-	Curation N2-SP3, PB with C-coat, almost consumed	120117	41.4μm	Curation	1	[ ol, hpx, pl, lpx ]	CT,XRD,FE-SEM,FE-EPMA,TEM	1A	[2][5]	Sectioned by ultramicrotome









RA-QD02-0033

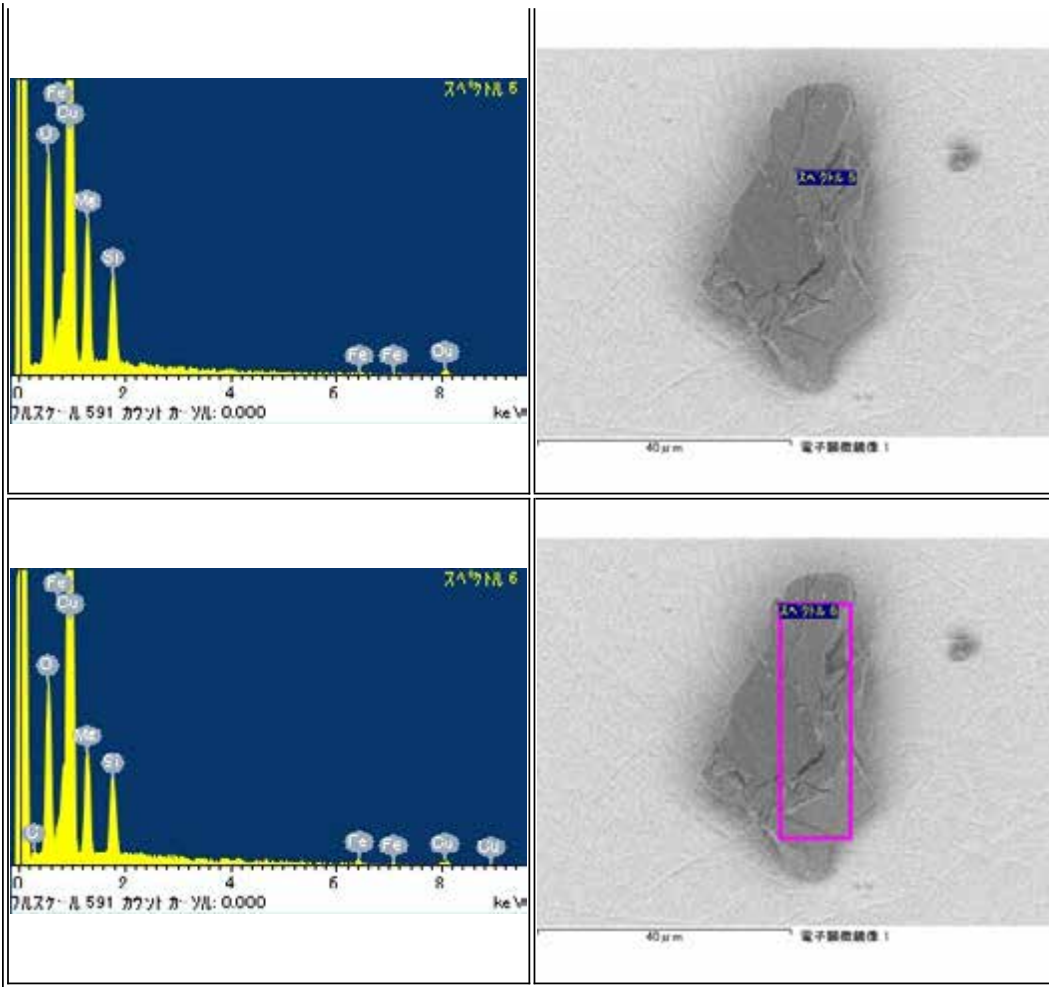
Parent	Status	Date	Size	Transfer	Category	Phase	InitialAnalysis	label	References	Comment
-	Curation N2-SP3	120620	30µm	Curation	2	[ol,lp,pl]	HPLC,FT-IR,Raman,XRD,CT,TEM	1A	[4]	-

RA-QD02-0034





Parent	Status	Date	Size	Transfer	Category	Phase	InitialAnalysis	label	References	Comment
-	Curation N2-SP3, PB with C-coat	120117	57.6µm	Curation	1	[ ol, lpx, hpx, tr ]	CT,XRD,FE-SEM,FE-EPMA,TEM	IA		Sectioned by ultramicrotome






RA-QD02-0035

Parent	Status	Date	Size	Transfer	Category	Phase	InitialAnalysis	label	References	Comment
-	Curation N2-SP3, PB	120221	50µm	Curation	2	-	TEM,SIMS	1A	[5][7]	Sectioned by ultramicrotome.



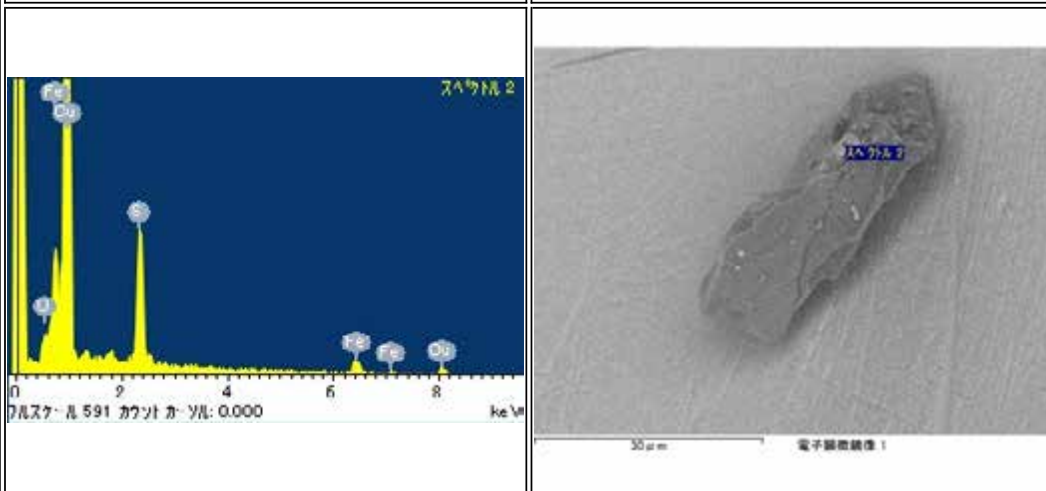








RA-QD02-0036

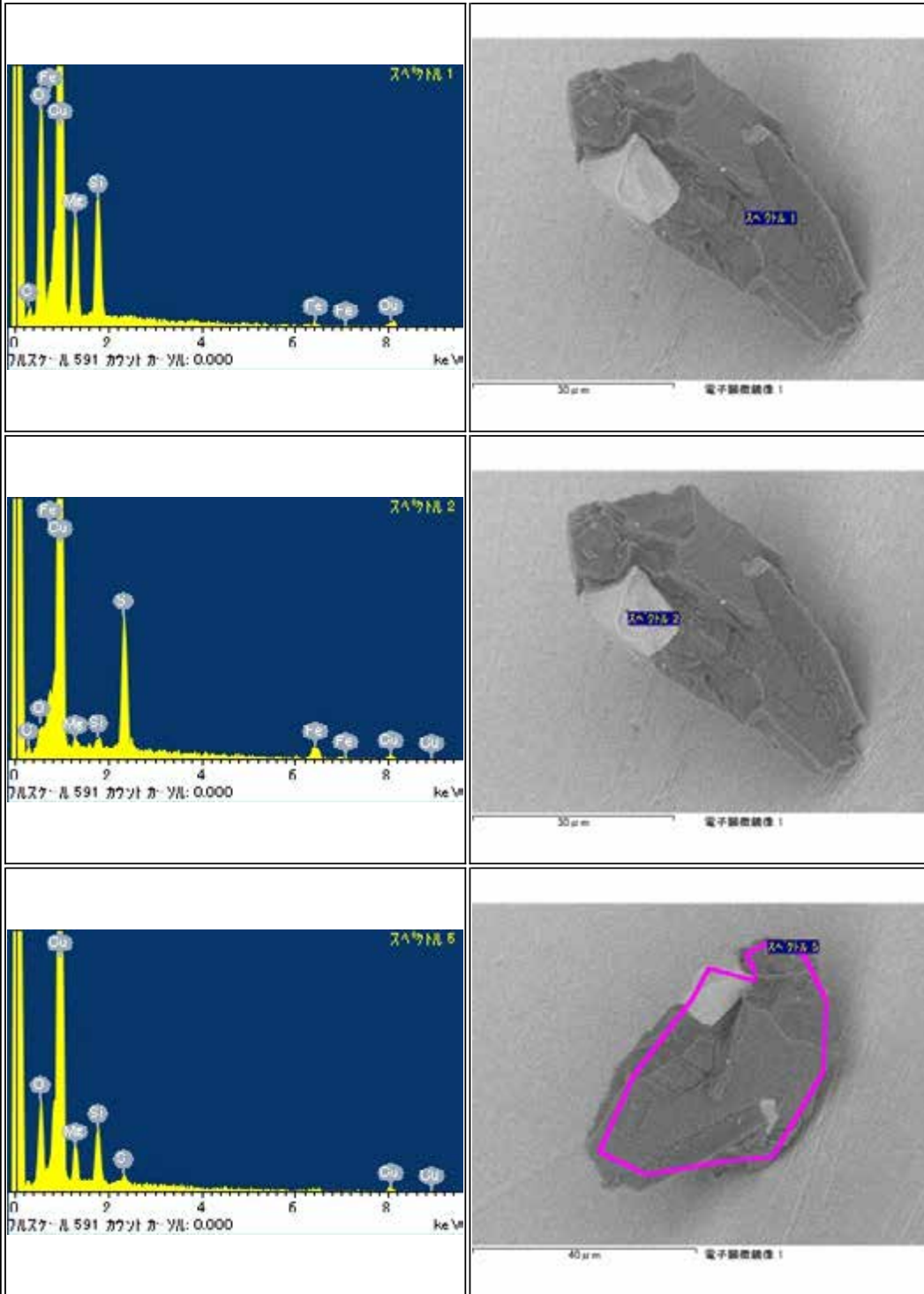
Parent	Status	Date	Size	Transfer	Category	Phase	InitialAnalysis	label	References	Comment
-	Curation N2-SP3, PS, almost consumed	120117	47.4µm	Curation	2	[ ol, pl ]	CT,XRD,FE-SEM,FE-EPMA	1A		-





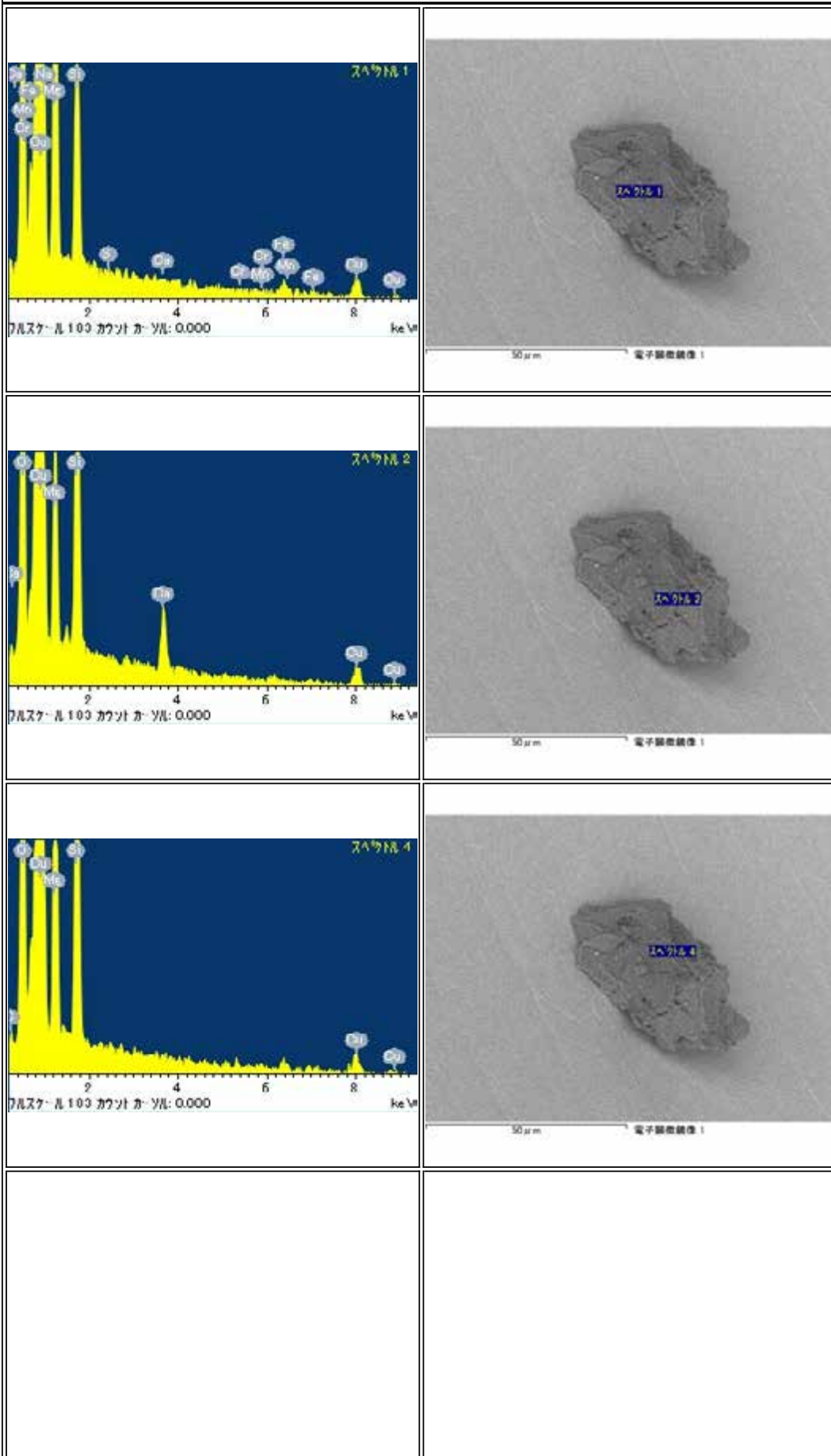
## RA-QD02-0038

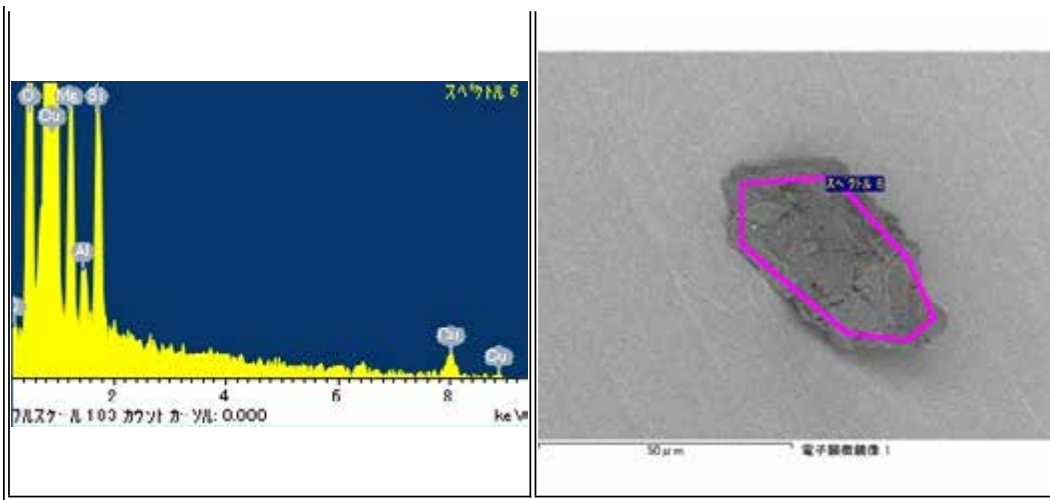
Parent	Status	Date	Size	Transfer	Category	Phase	InitialAnalysis	label	References	Comment
-	Wisconsin Univ, PS, partially consumed	120706	54.6μm	Wisconsin Univ	2	[ lpx, ol, pl, tr or chm ]	CT,XRD,FE-SEM,FE-EPMA,SIMS	1A,AO_Kita	[7]	sent from N2-SP3,tae or chm



RA-QD02-0039


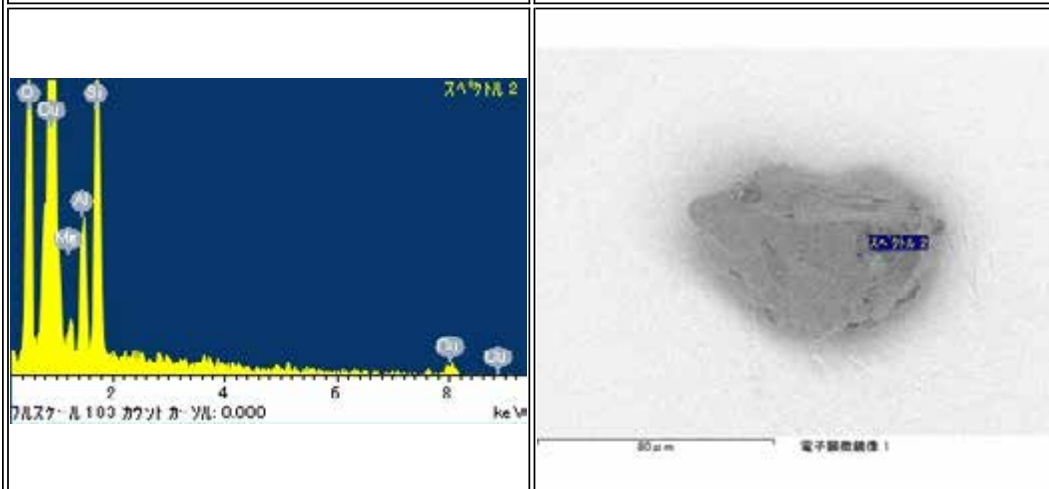

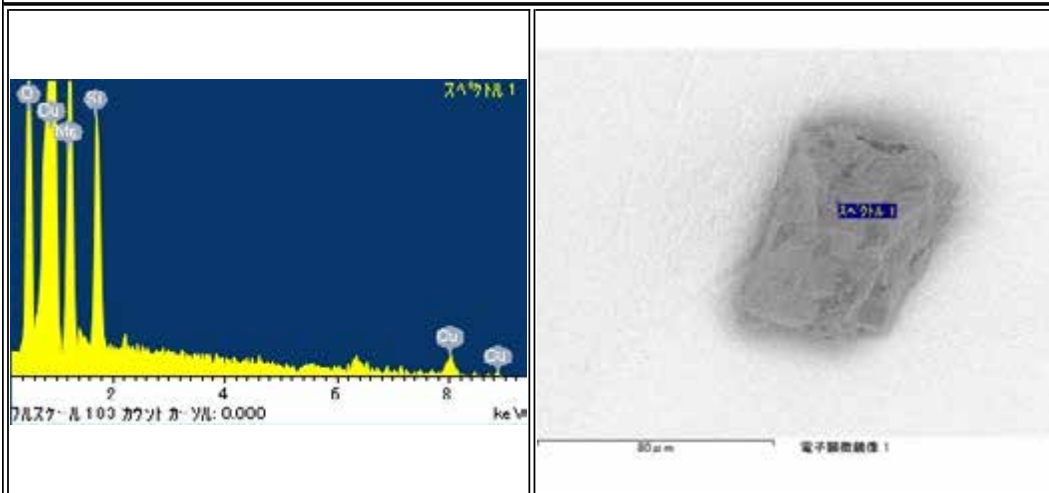
Parent	Status	Date	Size	Transfer	Category	Phase	InitialAnalysis	label	References	Comment
-	Curation N2-SP3, PS	120117	54.6μm	Curation	1	[ ol, lpx, hpx, pl, tr ]	CT,XRD,FE-SEM,FE-EPMA,SIMS	1A	[2][7]	-

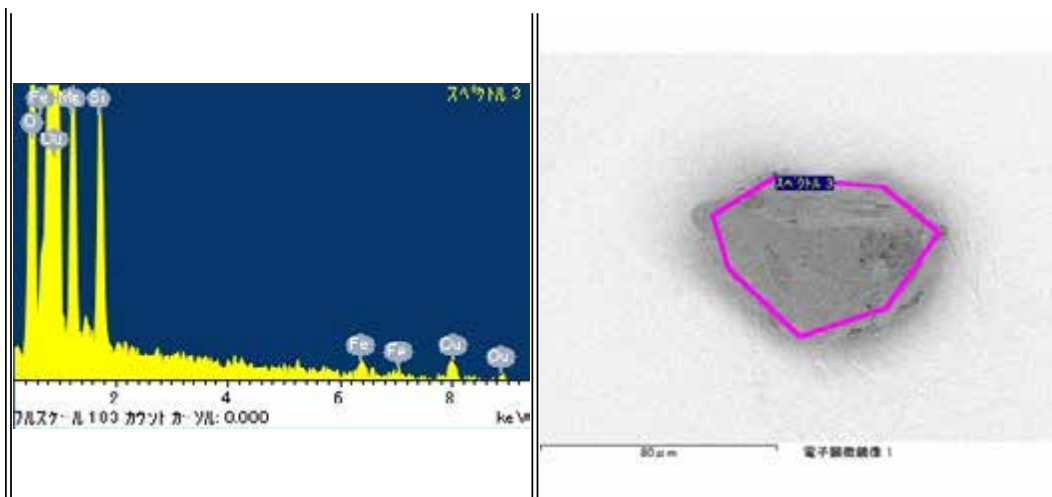




RA-QD02-0041





Parent	Status	Date	Size	Transfer	Category	Phase	InitialAnalysis	label	References	Comment
-	Curation N2-SP3, PS	120117	88.6μm	Curation	1	[ ol, pl, hpx ]	CT,XRD,FE-SEM,FE-EPMA,TEM,SIMS	1A	[5][7]	Sectioned by ultramicrotome



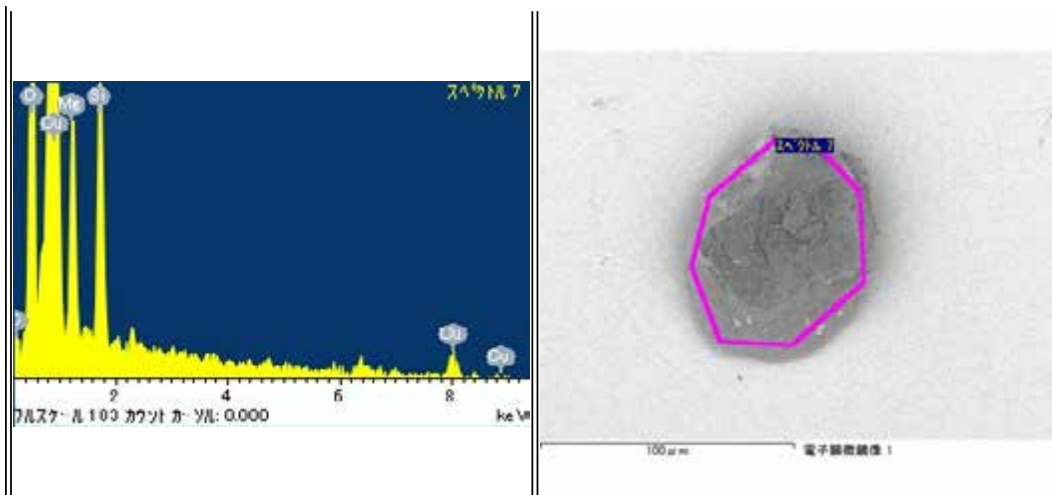


RA-QD02-0042

Parent	Status	Date	Size	Transfer	Category	Phase	InitialAnalysis	label	References	Comment
-	Curation N2-SP3, PS	120117	96.2μm	Curation	2	[ lpx, pl, ol, hpx, tr, tae, kam ]	CT,XRD,FE-SEM,FE-EPMA,TEM,SIMS	IA	[5][6][7]	Sectioned by ultramicrotome

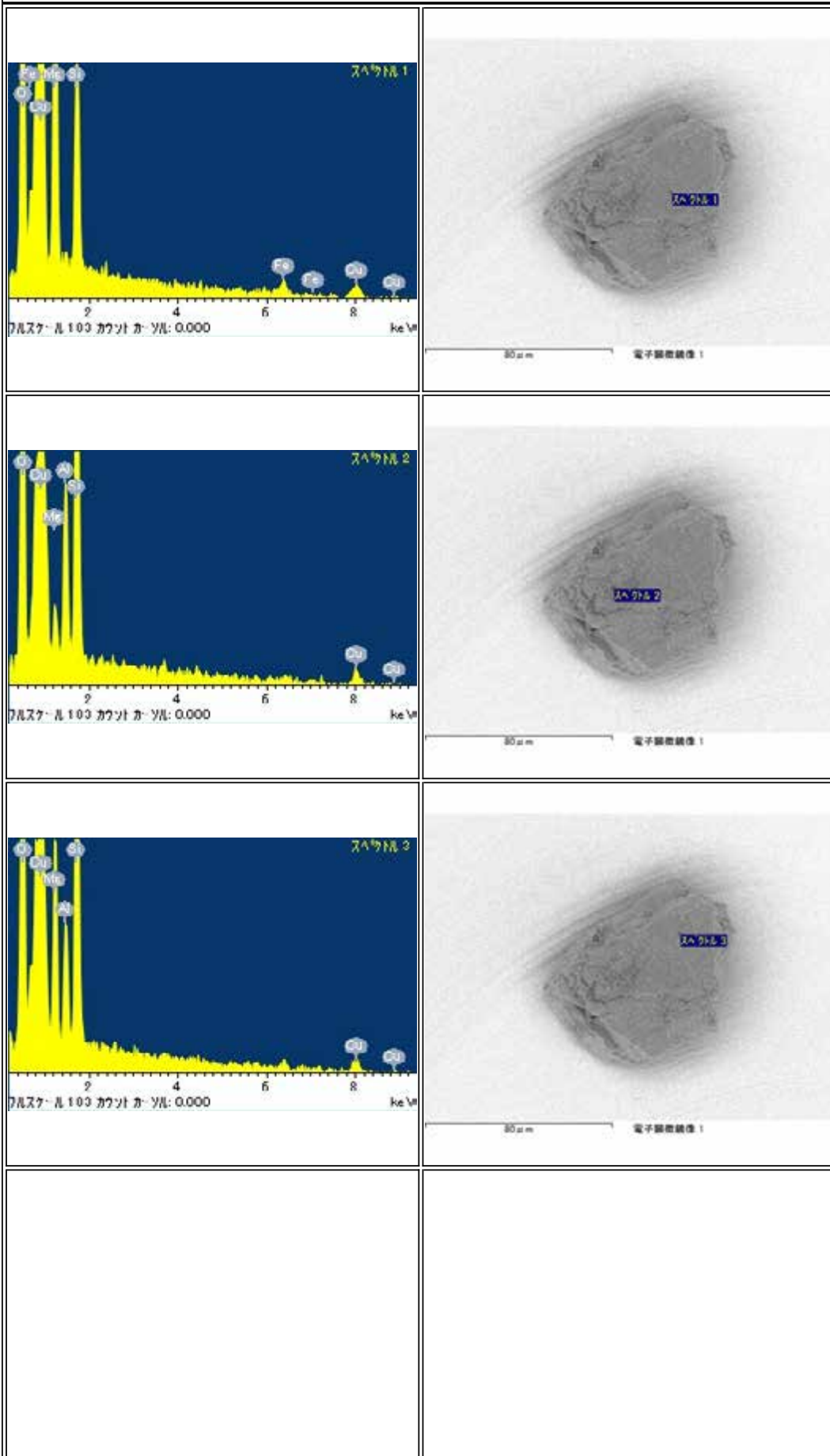


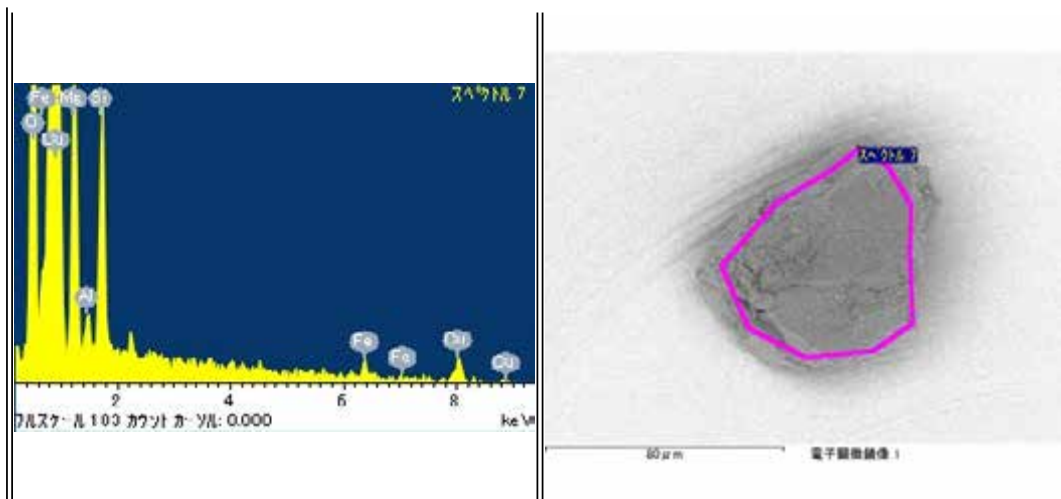




RA-QD02-0043

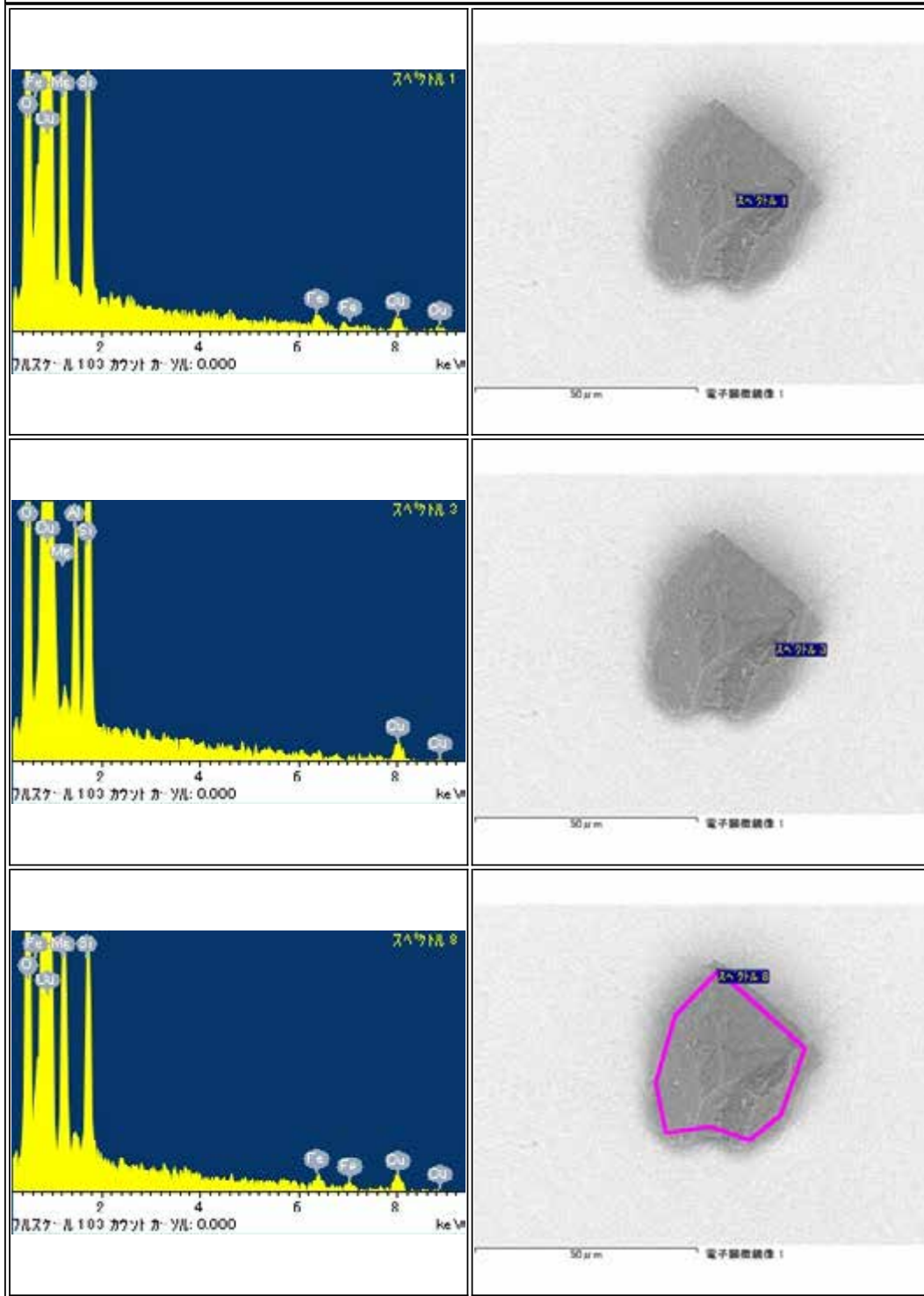
Parent	Status	Date	Size	Transfer	Category	Phase	InitialAnalysis	label	References	Comment
-	Curation N2-SP3, PS	120117	87.4μm	Curation	1	[ ol, hpx, pl, tr ]	CT,XRD,FE-SEM,FE-EPMA,SIMS	1A	[7]	-





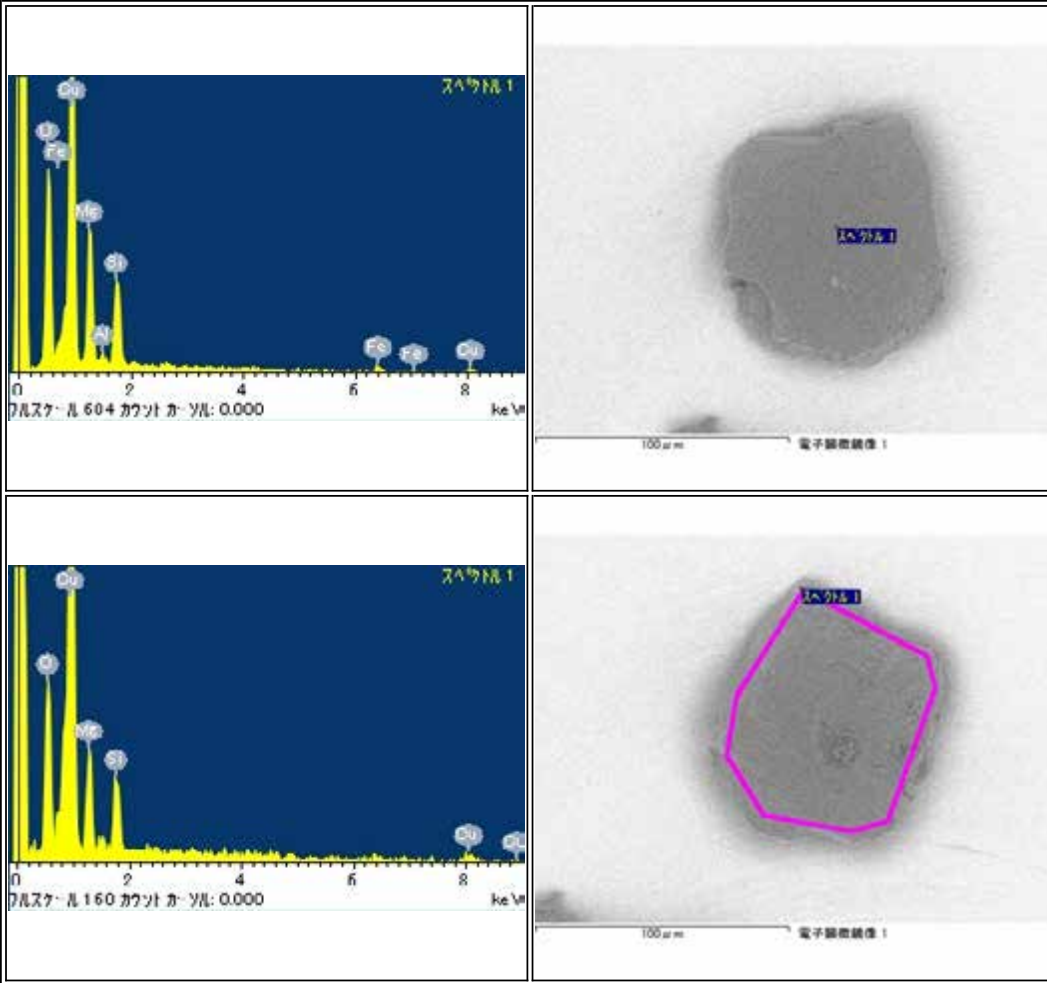
RA-QD02-0044

Parent	Status	Date	Size	Transfer	Category	Phase	InitialAnalysis	label	References	Comment
-	CONSUMED		30μm	-	1	-	FT-IR,Raman,TOF-SIMS	IA	[4]	LOST, during transportation




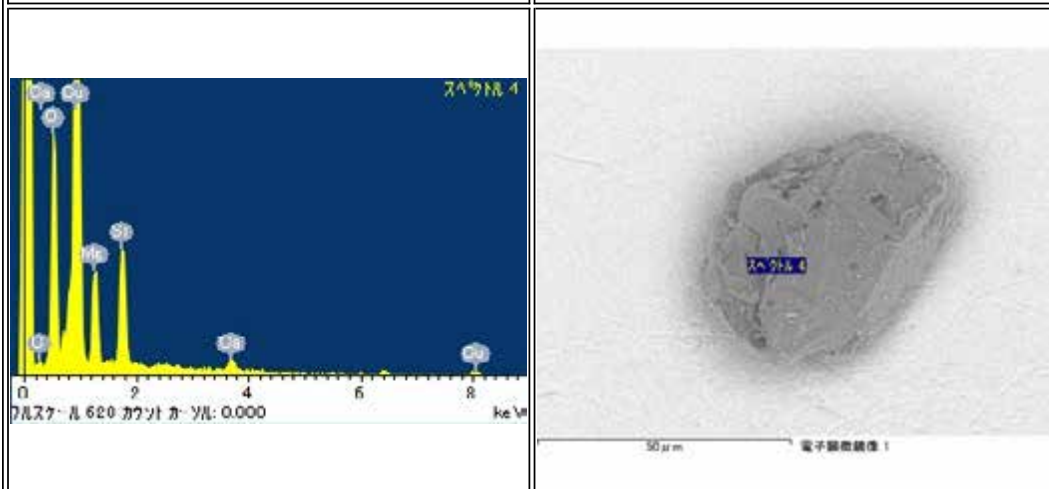


RA-QD02-0047

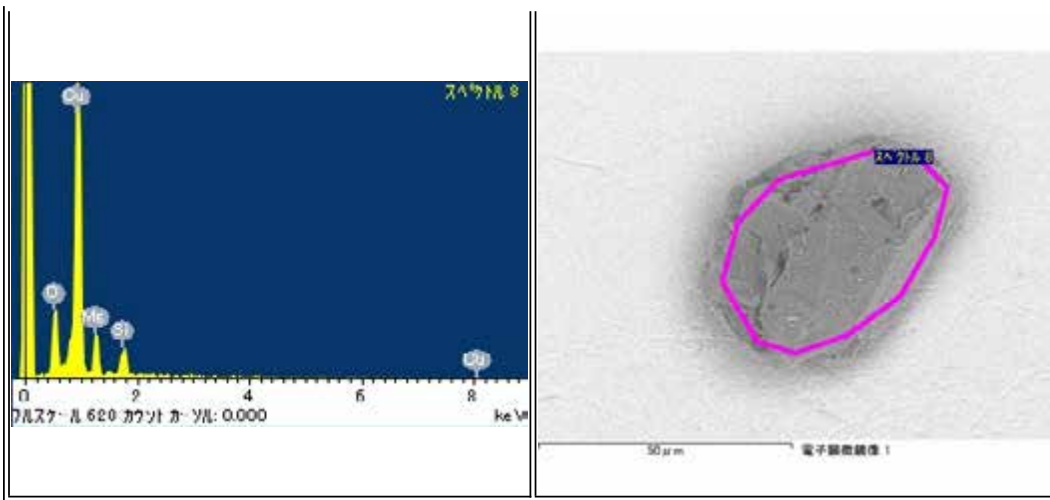
Parent	Status	Date	Size	Transfer	Category	Phase	InitialAnalysis	label	References	Comment
-	Wisconsin Univ, PS	120706	108.0μm	Wisconsin Univ	1	[ ol, lpx, hpx ]	CT,XRD,FE-SEM,FE-EPMA,SIMS	IA,AO_Kita	[2][7]	sent from N2-SP3



RA-QD02-0048

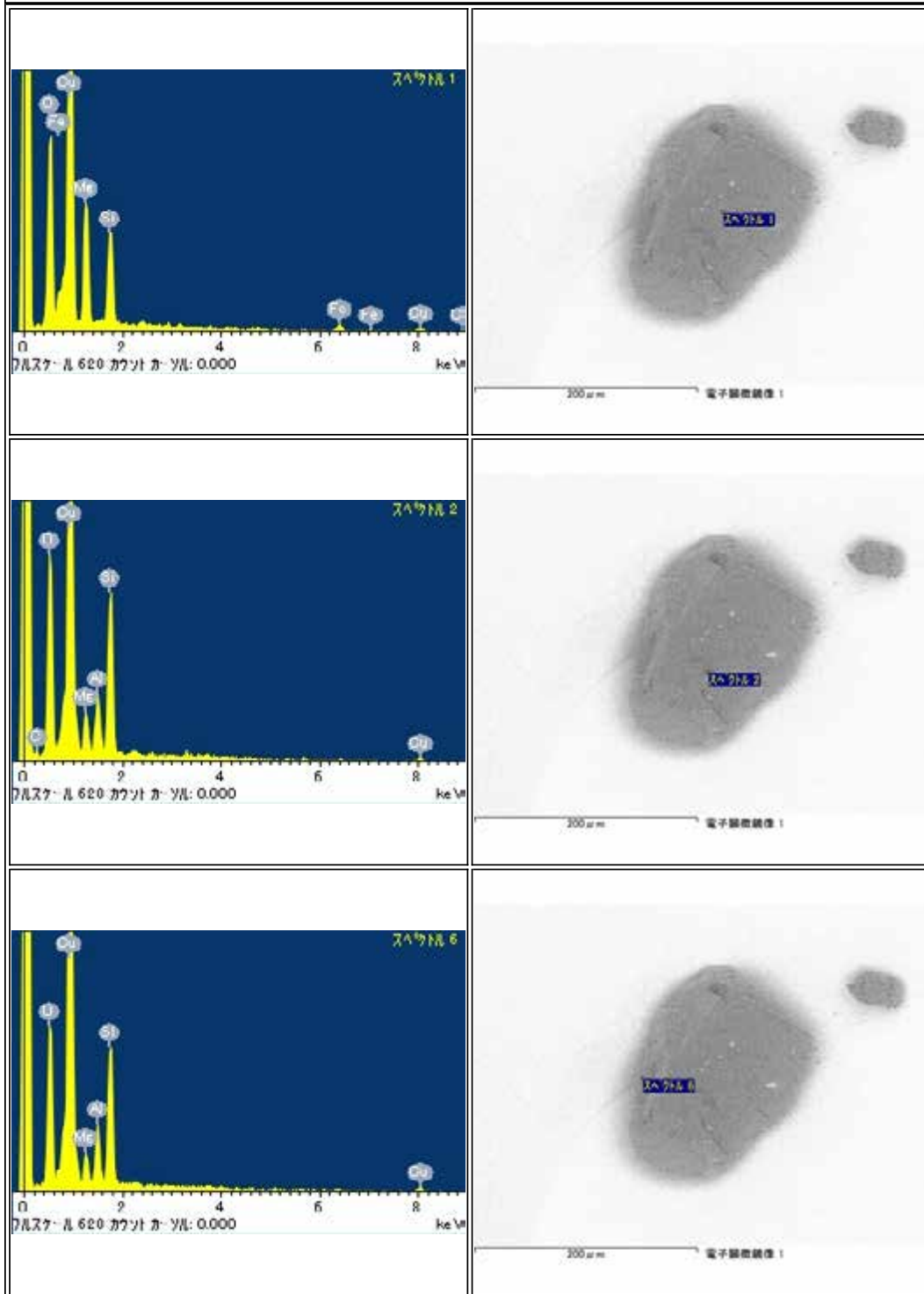
Parent	Status	Date	Size	Transfer	Category	Phase	InitialAnalysis	label	References	Comment
-	Curation N2-SP3, PS with Au coat, almost consumed	120117	50µm	Curation	1	[ ol, hpx, pl, lpx, tr ]	CT,XRD,FE-SEM,FE-EPMA	IA	[2][6]	-





## RA-QD02-0049

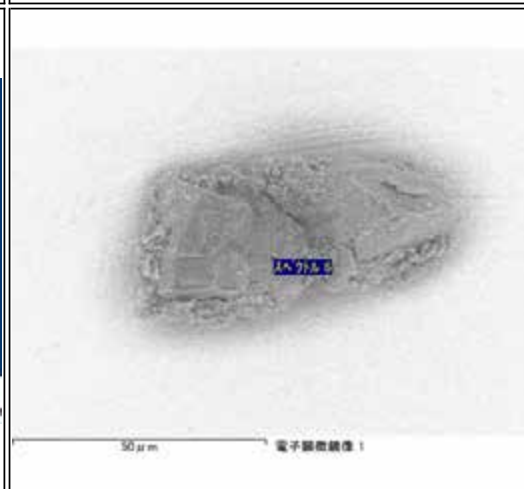
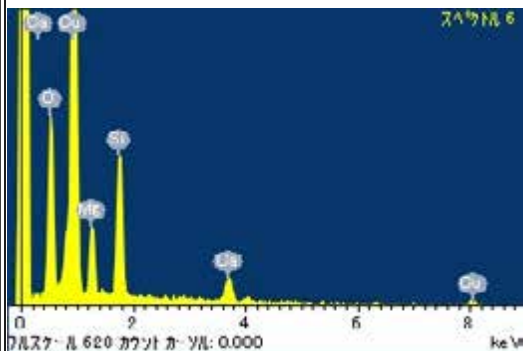
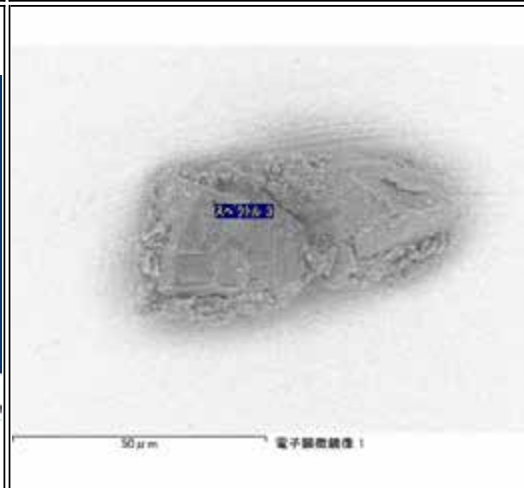
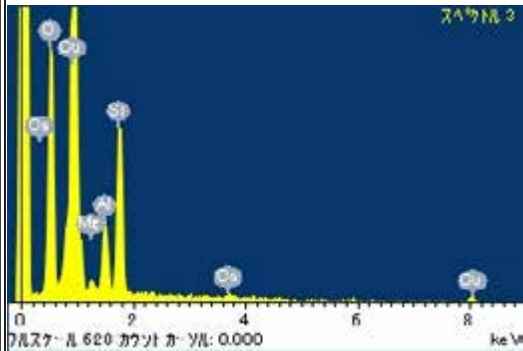
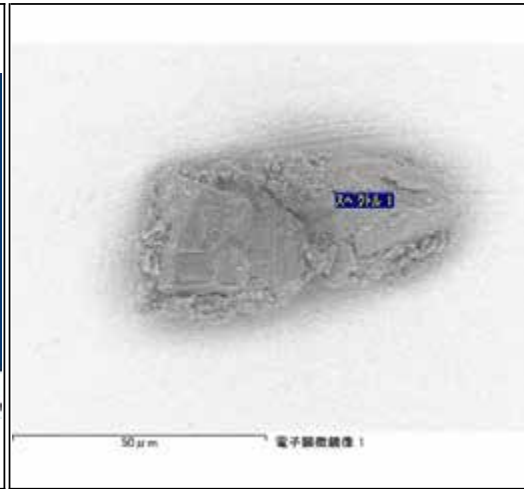
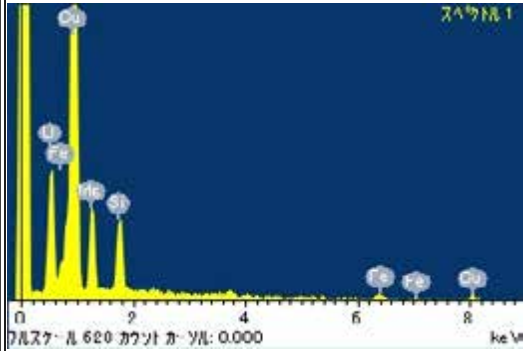
Parent	Status	Date	Size	Transfer	Category	Phase	InitialAnalysis	label	References	Comment
-	BROKEN		180μm	-	2	ol,pl	HPLC,FT-IR,Raman	IA	[4]	broken into 2 pieces during INAA

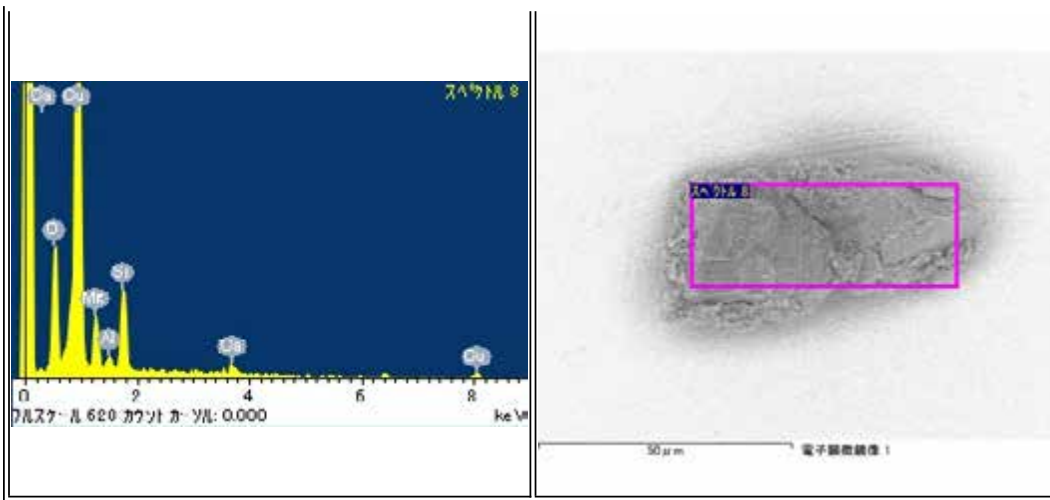




## RA-QD02-0050


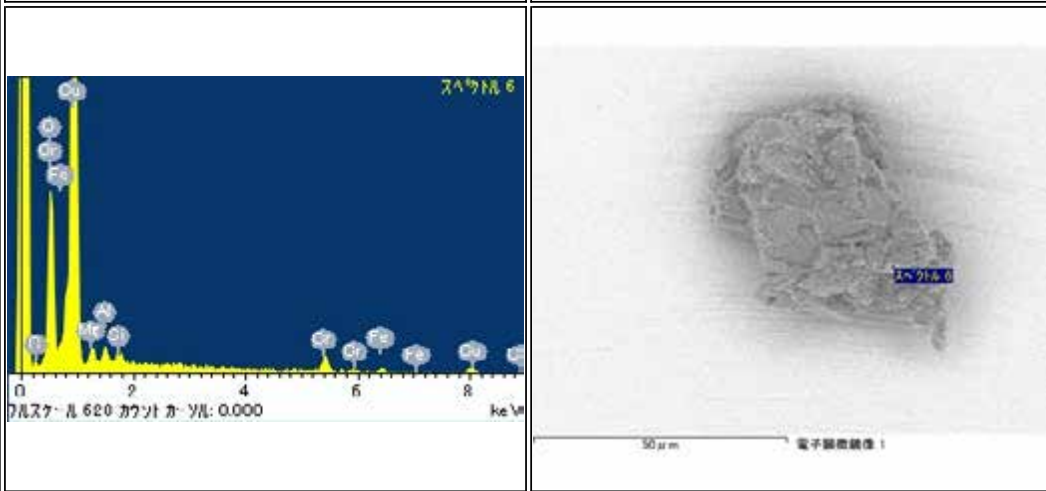


Parent	Status	Date	Size	Transfer	Category	Phase	InitialAnalysis	label	References	Comment
-	Curation N2-SP3, PB with C-coat, almost consumed	120117	80.3μm	Curation	1	[ ol, hpx, pl ]	CT,XRD,FE-SEM,FE-EPMA,TEM	IA		-

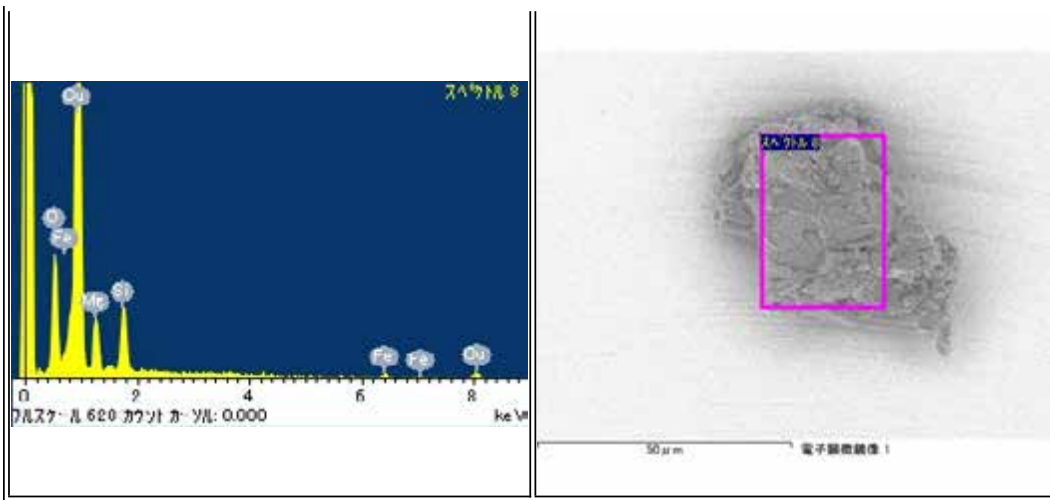




RA-QD02-0051

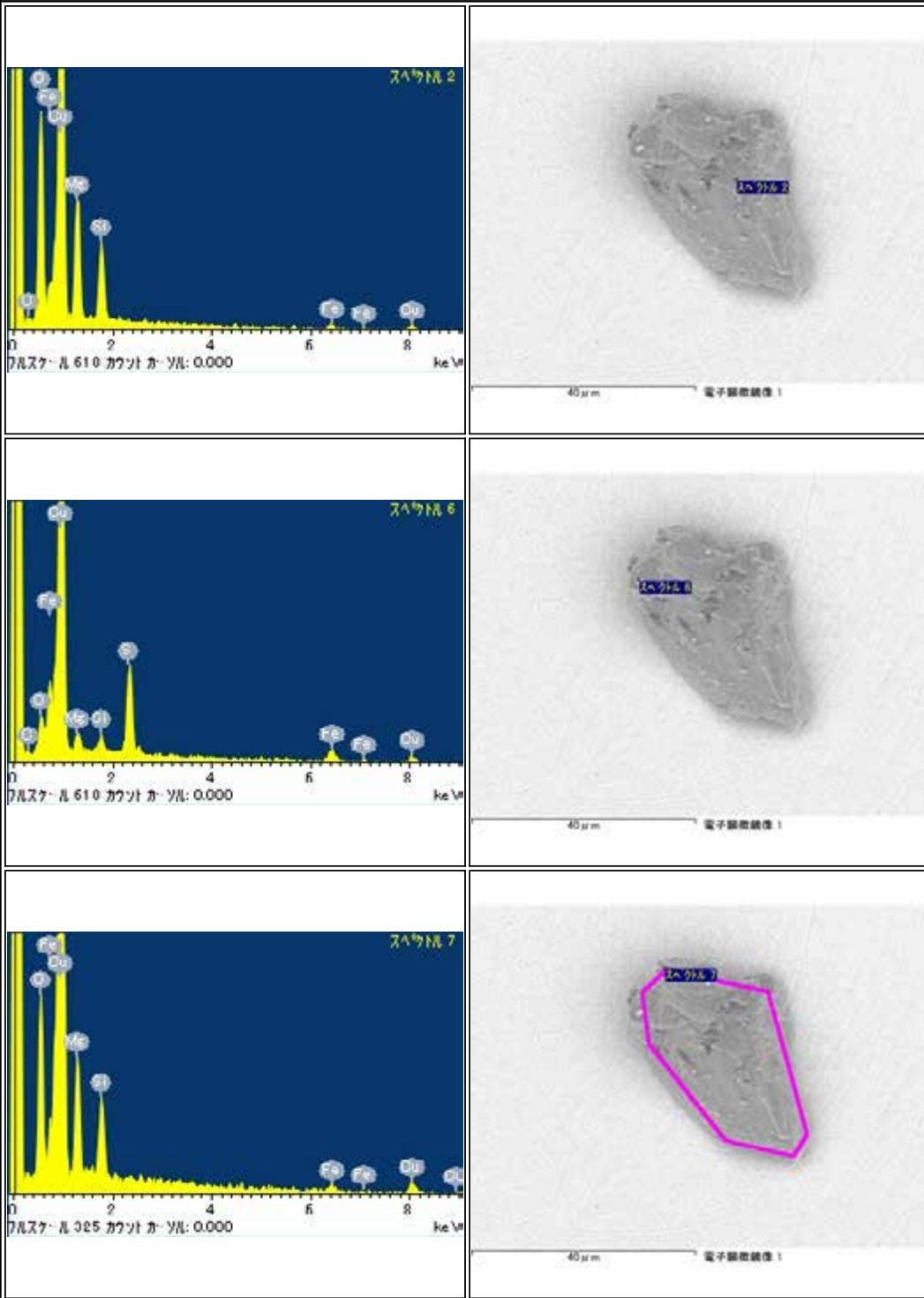
Parent	Status	Date	Size	Transfer	Category	Phase	InitialAnalysis	label	References	Comment
-	Manchester Univ	120814	50µm	Manchester Univ	2	-	SIMS,TEM	IA_AO_Busemann	[7]	sent from N2-SP3, PB





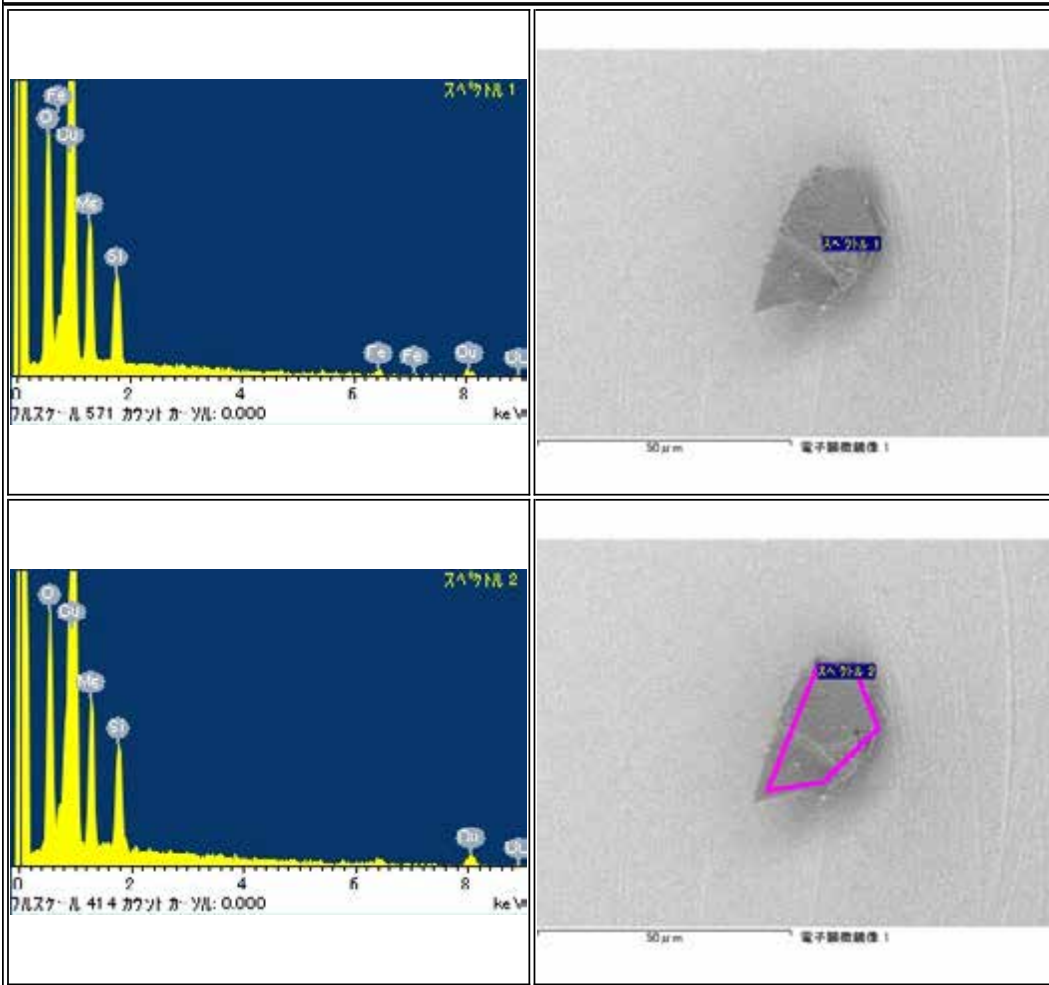
RA-QD02-0053

Parent	Status	Date	Size	Transfer	Category	Phase	InitialAnalysis	label	References	Comment
-	CONSUMED		40µm	-	2	-	Noble-gas MS	IA	[3]	DESTROYED due to the laser irradiation




## RA-QD02-0054

Parent	Status	Date	Size	Transfer	Category	Phase	InitialAnalysis	label	References	Comment
-	Curation N2-SP3, PS	120117	36.6μm	Curation	1	[ ol, tr ]	CT,XRD,FE-SEM,FE-EPMA,TEM,SIMS	IA	[5][7]	Sectioned by ultramicrotome



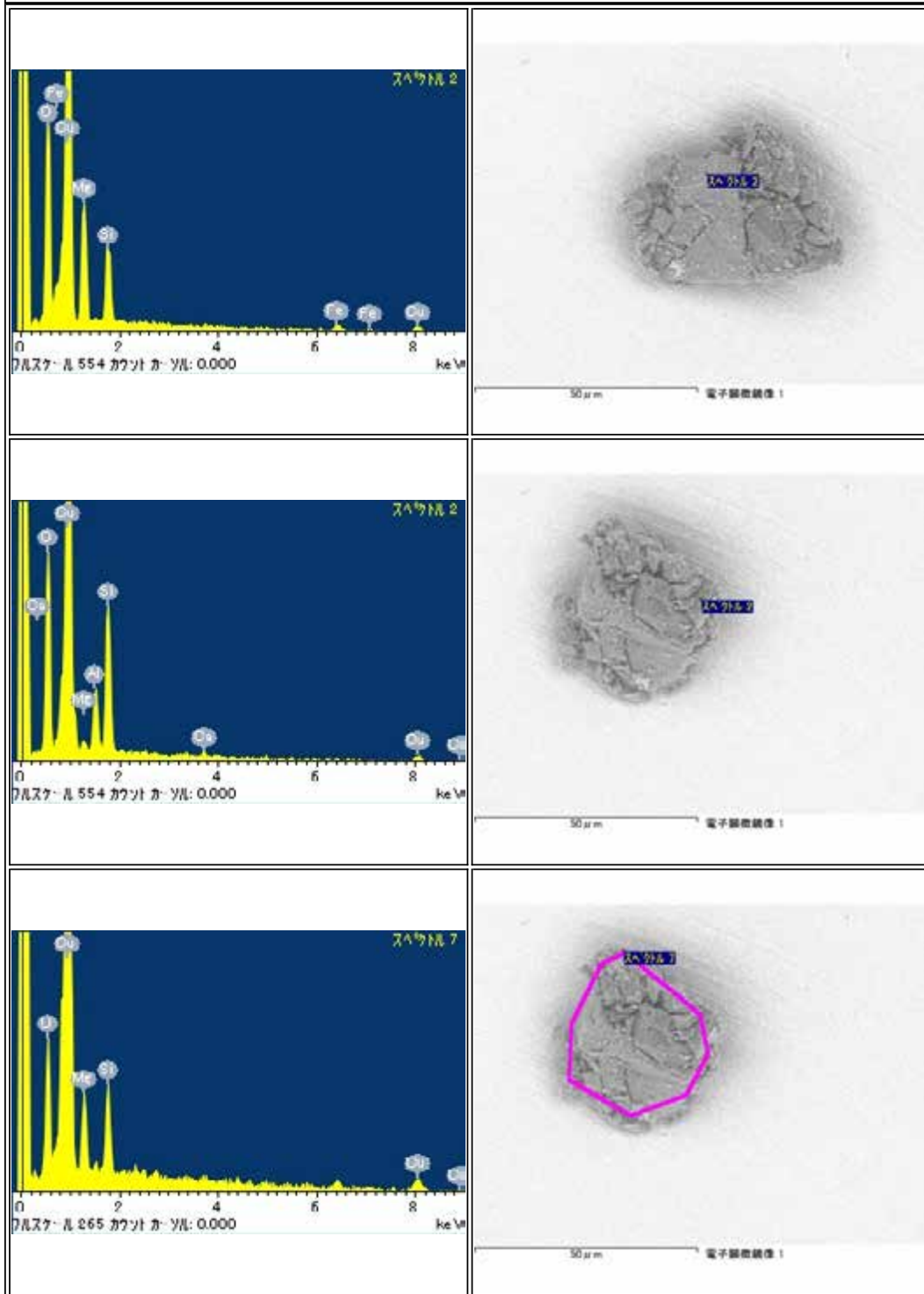
RA-QD02-0055

Parent	Status	Date	Size	Transfer	Category	Phase	InitialAnalysis	label	References	Comment
-	Wisconsin Univ, PS, almost consumed	120706	56.4μm	Wisconsin Univ	1	-	CT,XRD,FE-SEM,FE-EPMA,SIMS	IA_AO_Kita	[2][7]	sent from N2-SP3



## RA-QD02-0056

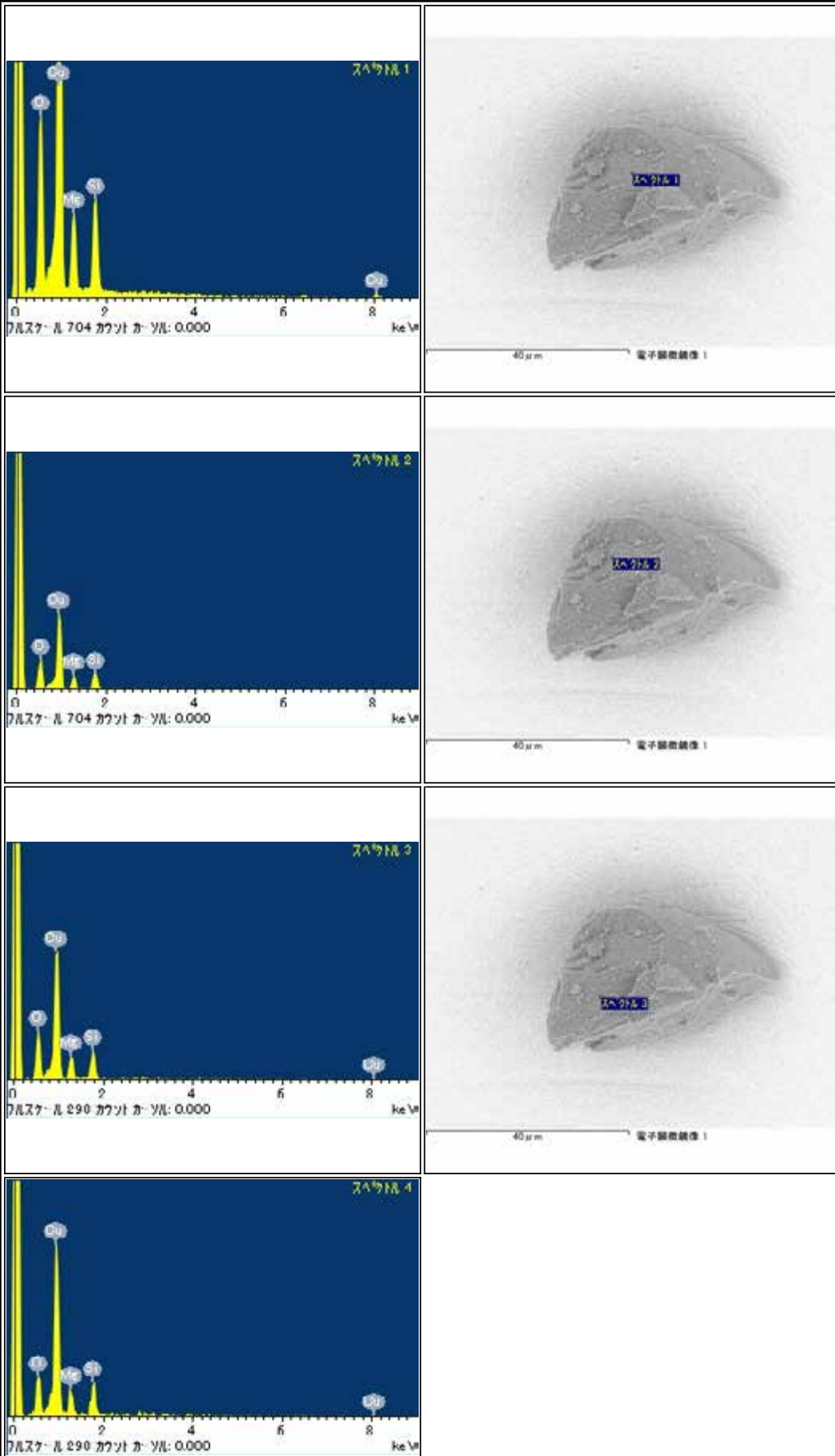
Parent	Status	Date	Size	Transfer	Category	Phase	InitialAnalysis	label	References	Comment
-	Curation N2-SP3, PS	120221	50µm	Curation	1	-	TEM,SIMS	IA	[2]	Sectioned by ultramicrotome









RA-QD02-0057


Parent	Status	Date	Size	Transfer	Category	Phase	InitialAnalysis	label	References	Comment
-	Curation N2-SP3, PS	120117	56.4μm	Curation	1	[1px]	CT,XRD,FE-SEM,FE-EPMA,SIMS	IA	[7]	-



RA-QD02-0058





Parent	Status	Date	Size	Transfer	Category	Phase	InitialAnalysis	label	References	Comment
-	Curation N2-SP3, PS	120117	53.4μm	Curation	2	[ ol, pl, hpx, lpx ]	CT,XRD,FE-SEM,FE-EPMA,SIMS	IA	[7]	-






RA-QD02-0060

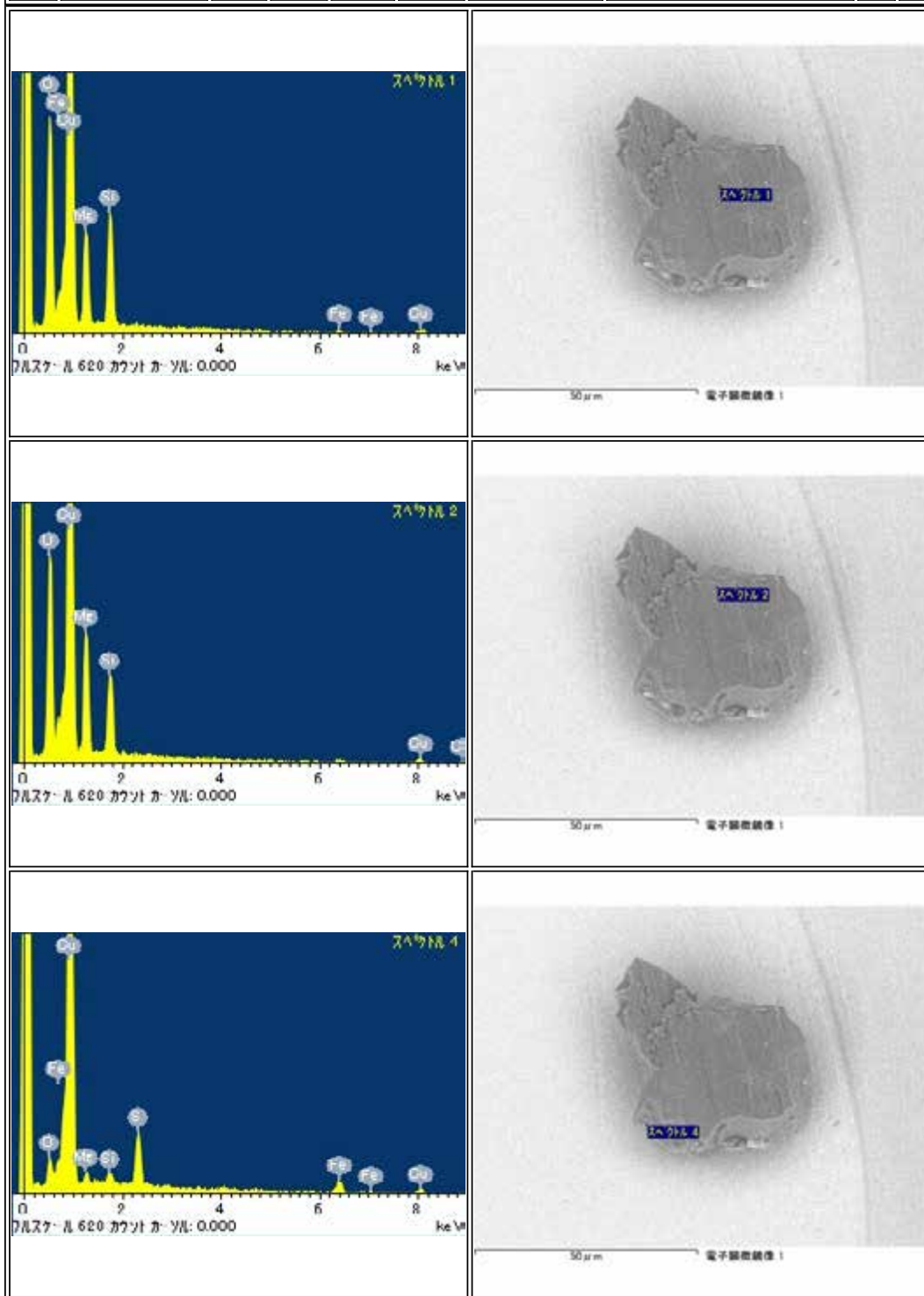
Parent	Status	Date	Size	Transfer	Category	Phase	InitialAnalysis	label	References	Comment
-	Curation N2-SP3, PS with Au coat	120117	59.2μm	Curation	1	[ ol, lpx(cpx), pl, hpx ]	CT,XRD,FE-SEM,FE-EPMA	IA	[2]	-





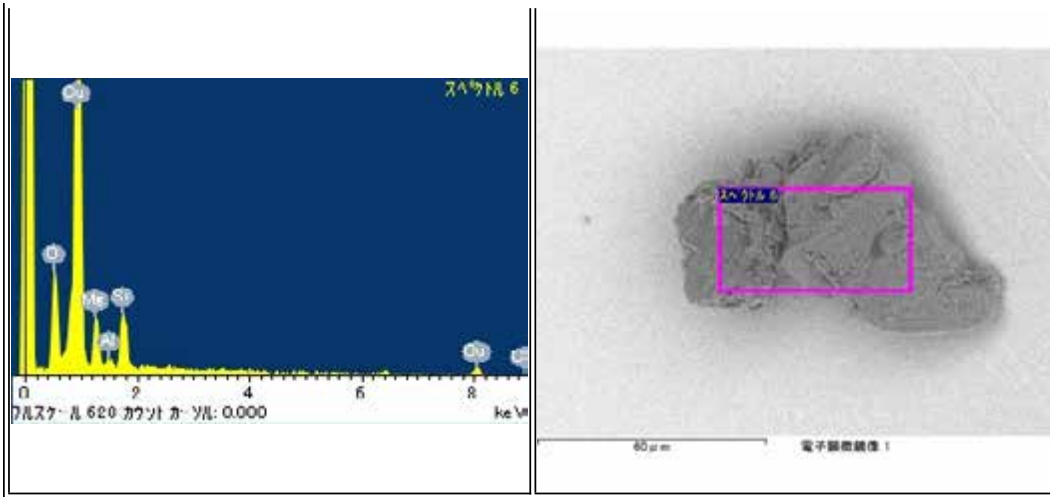
RA-QD02-0061

Parent	Status	Date	Size	Transfer	Category	Phase	InitialAnalysis	label	References	Comment
-	Curation N2-SP3, PS	120117	49.2μm	Curation	2	[ lpx, ol, pl, tr, tae ]	CT,XRD,FE-SEM,FE-EPMA,SIMS	IA	[7]	-



RA-QD02-0062

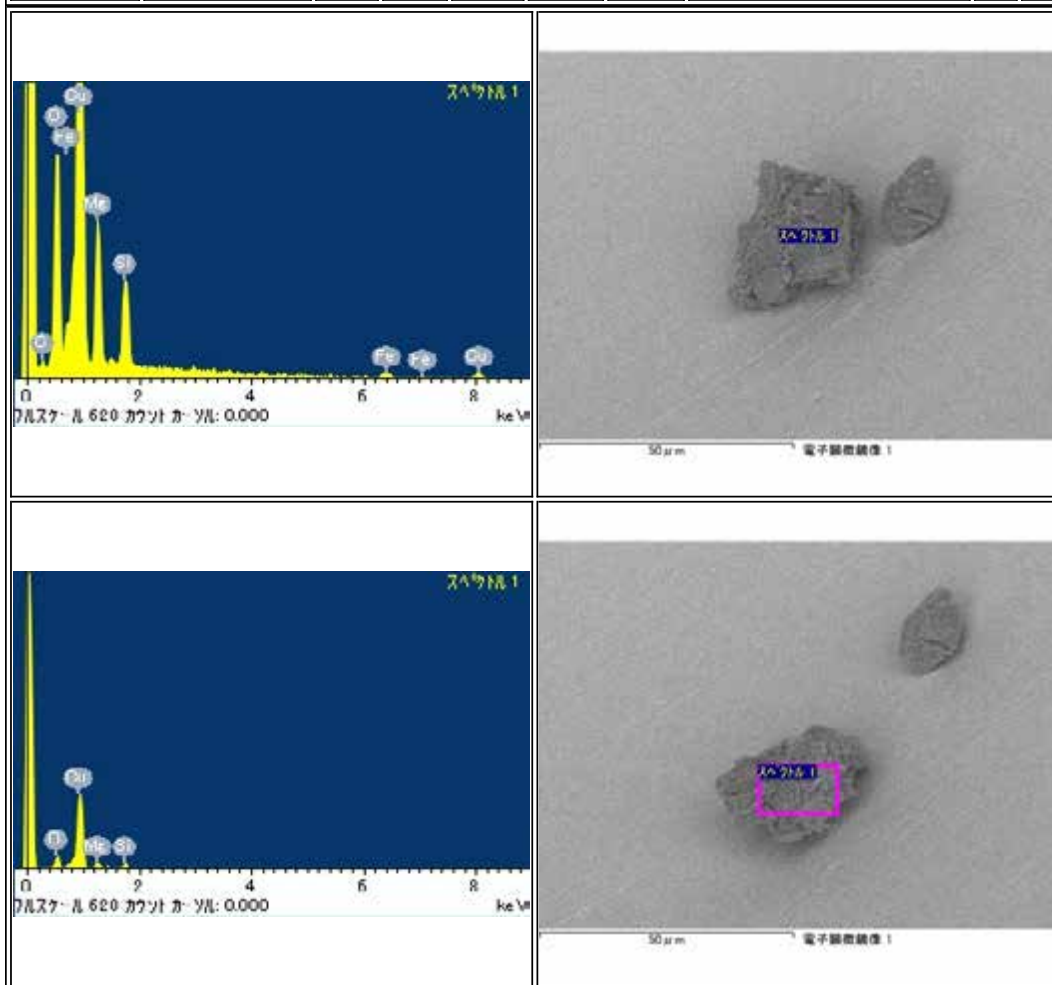
Parent	Status	Date	Size	Transfer	Category	Phase	InitialAnalysis	label	References	Comment
-	BROKEN	-	-	-	1	-	-	-	-	BROKEN into two pieces during manipulation




RA-QD02-0062-01

Parent	Status	Date	Size	Transfer	Category	Phase	InitialAnalysis	label	References	Comment
RA-QD02-0062	Curation N2-SP3, PS	120117	35.6μm	Curation	1	[ ol, lpx ]	CT,XRD,FE-SEM,FE-EPMA,SIMS	IA	[7]	-






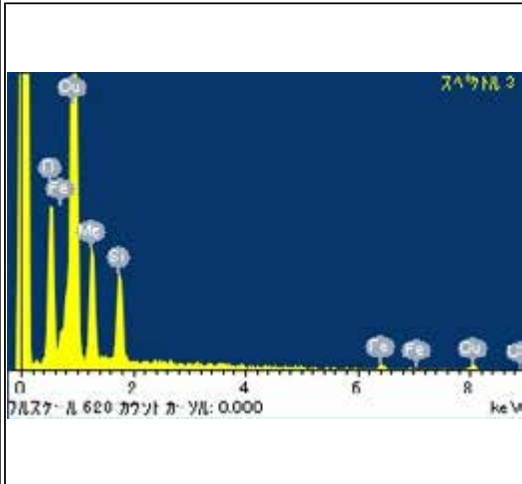

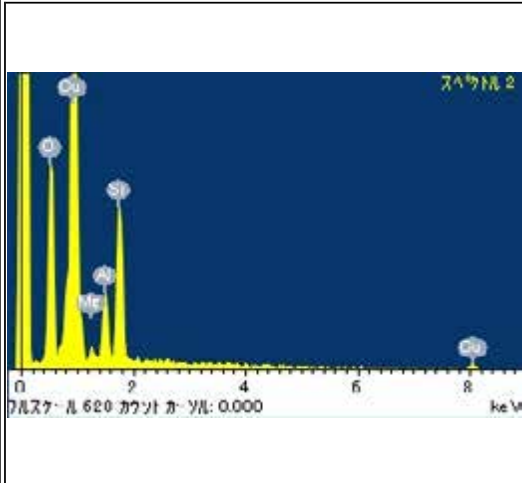

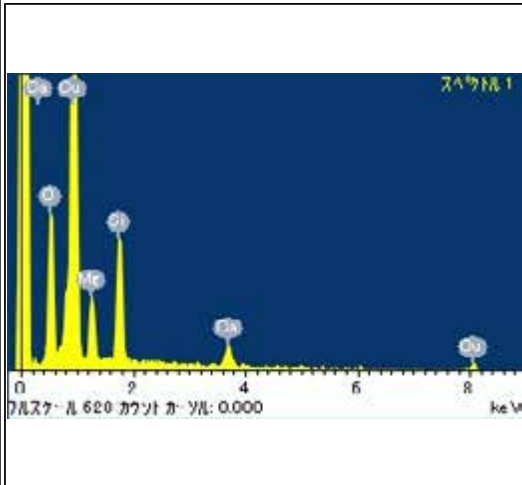
## RA-QD02-0062-02


Parent	Status	Date	Size	Transfer	Category	Phase	InitialAnalysis	label	References	Comment
RA-QD02-0062	CONSUMED		15 $\mu$ m	-	1	-	CT,XRD	IA		CT and XRD performed with 62-01, CONSUMED by polishing



## RA-QD02-0063

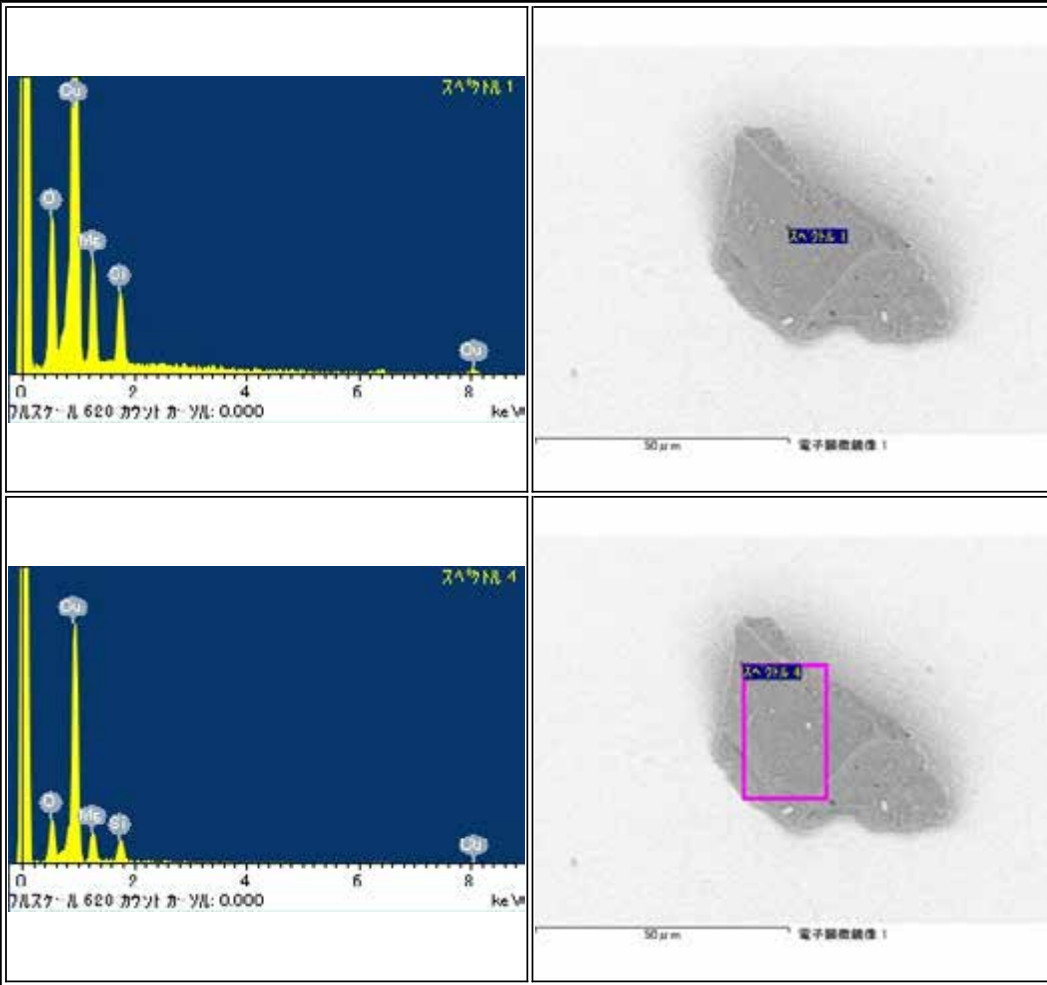
Parent	Status	Date	Size	Transfer	Category	Phase	InitialAnalysis	label	References	Comment
-	Curation N2-SP3, PS with C-coat, almost consumed	120117	58.2μm	Curation	1	[ lpx, ol, pl, hpx, tr ]	CT,XRD,FE-SEM	IA	[6]	almost CONSUMED during polishing





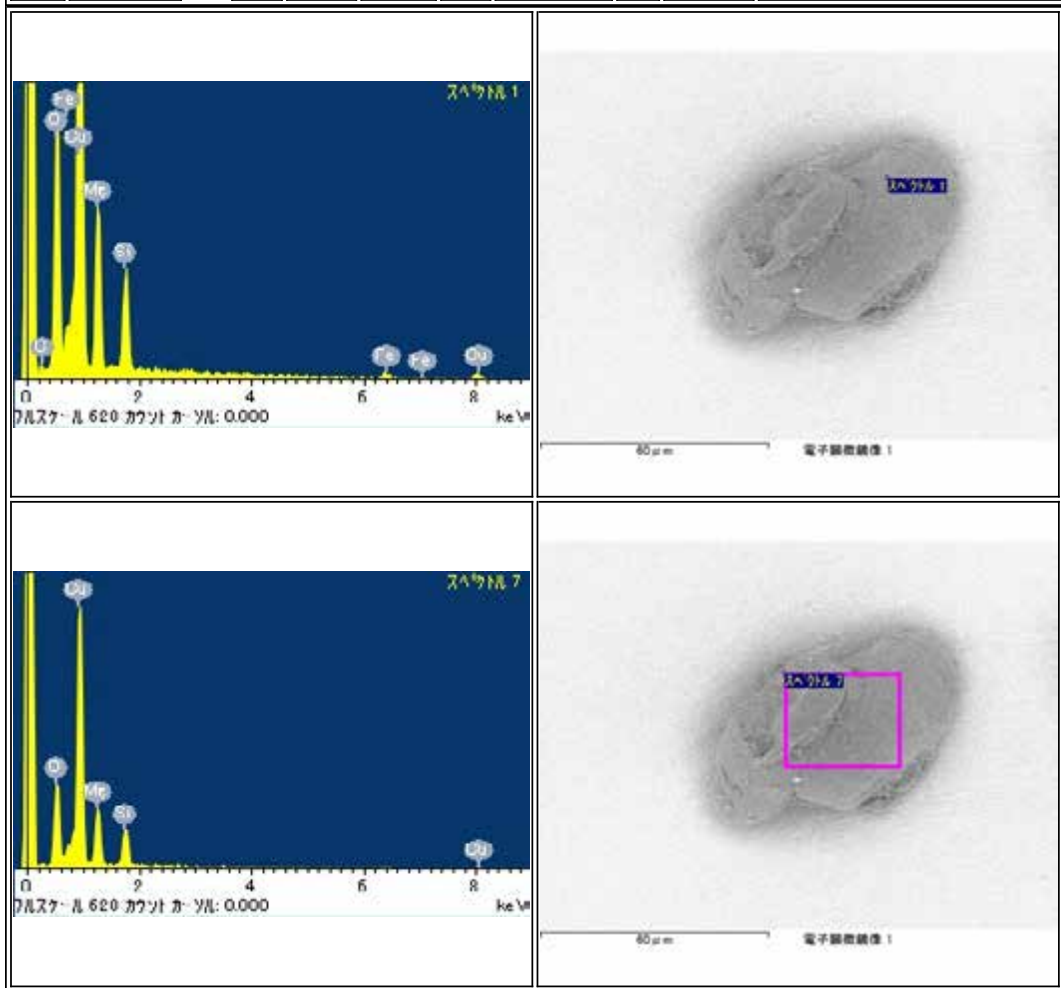
RA-QD02-0064

Parent	Status	Date	Size	Transfer	Category	Phase	InitialAnalysis	label	References	Comment
-	Osaka Univ		55.4µm	-	1	-	FT-IR,Raman,TOF-SIMS,CT,XRD,INAA	IA	[4]	-



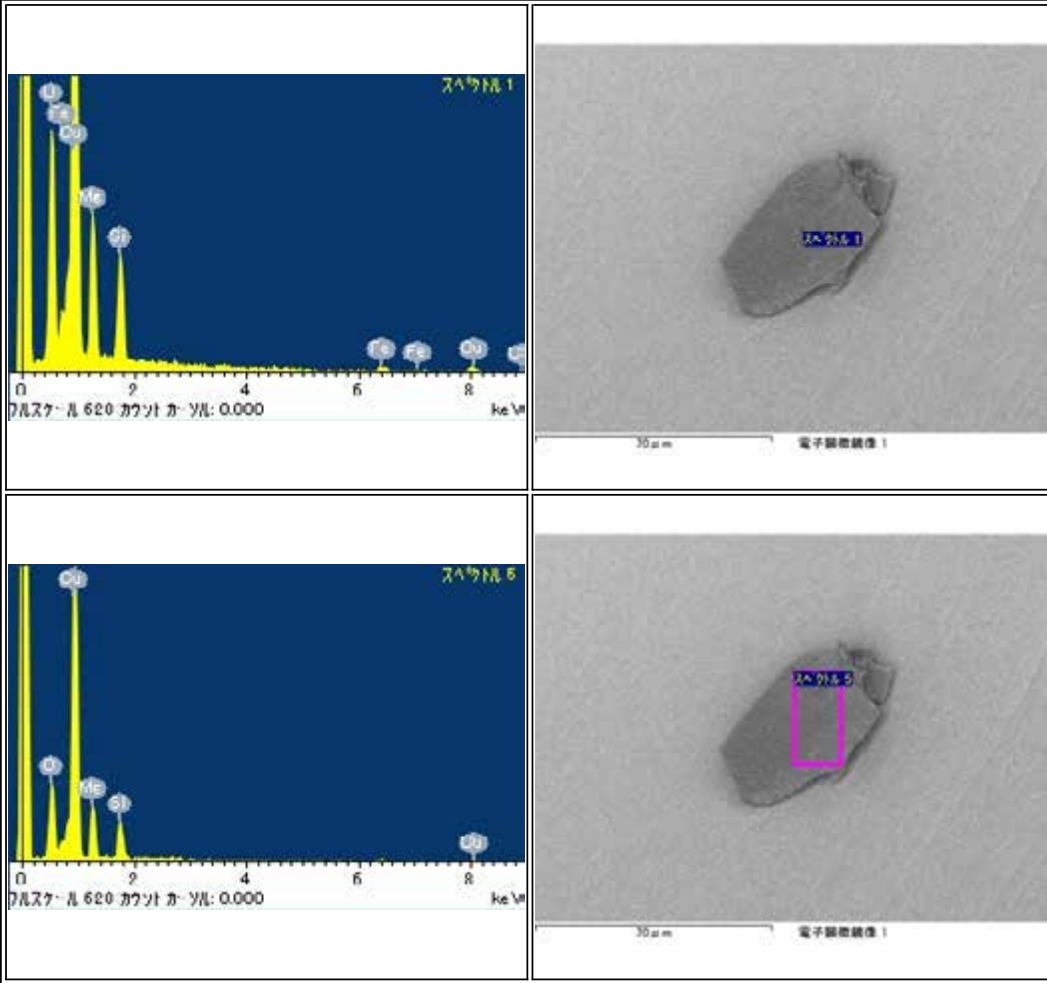
RA-QD02-0065

Parent	Status	Date	Size	Transfer	Category	Phase	InitialAnalysis	label	References	Comment
-	CONSUMED		60μm	-	1	-	Noble-gas MS	1A	[3]	DESTROYED due to the laser irradiation



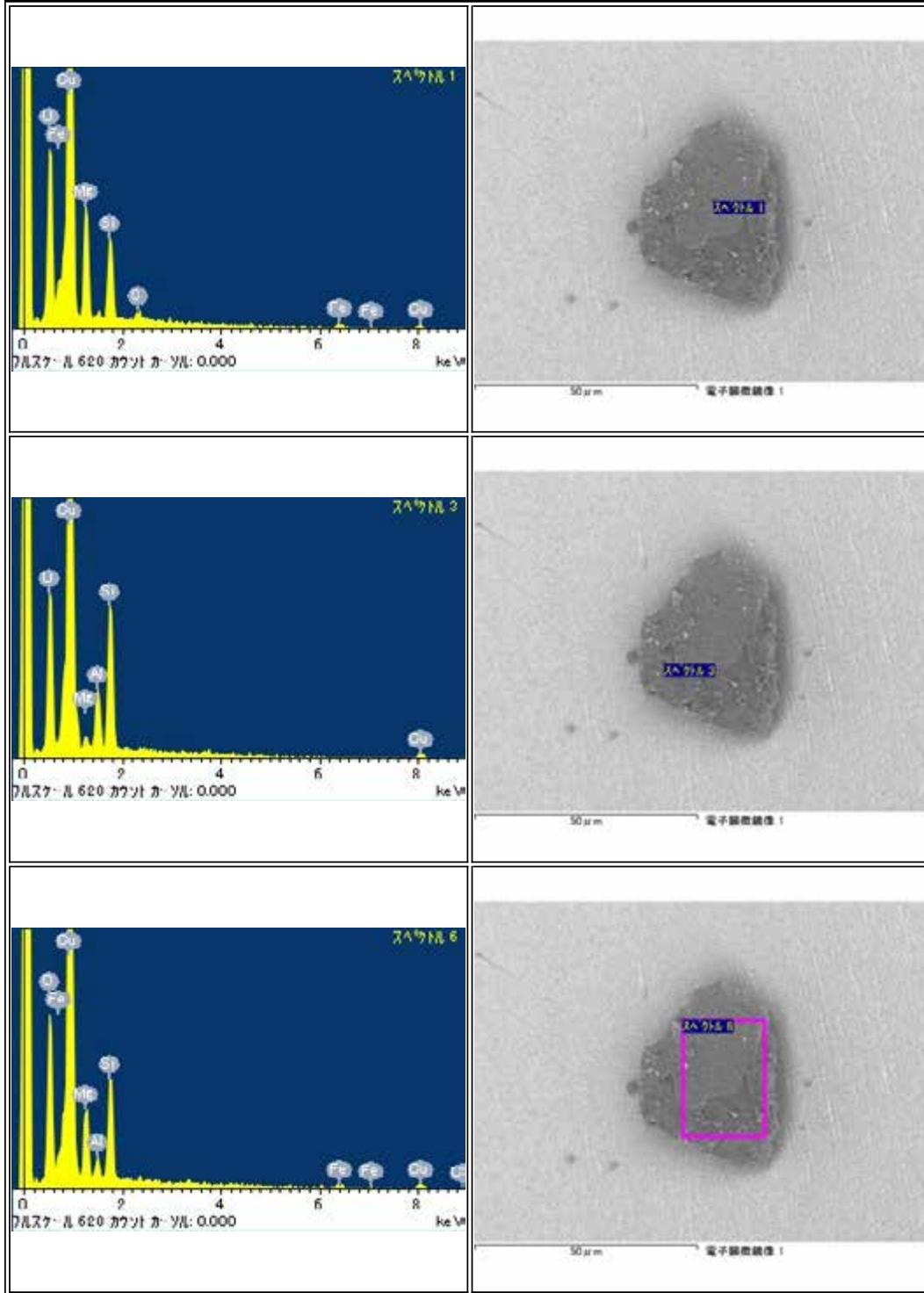
RA-QD02-0066

Parent	Status	Date	Size	Transfer	Category	Phase	InitialAnalysis	label	References	Comment
-	Curation N2-SP3, PS	120117	64.6μm	Curation	1	[ ol ]	CT,XRD,FE-SEM,FE-EPMA,SIMS	IA	[7]	-



RA-QD02-0067





Parent	Status	Date	Size	Transfer	Category	Phase	InitialAnalysis	label	References	Comment
-	Curation N2-SP3, PS	120117	47.6μm	Curation	1	[ol, pl]	CT,XRD,FE-SEM,FE-EPMA,SIMS	IA	[2][7]	-

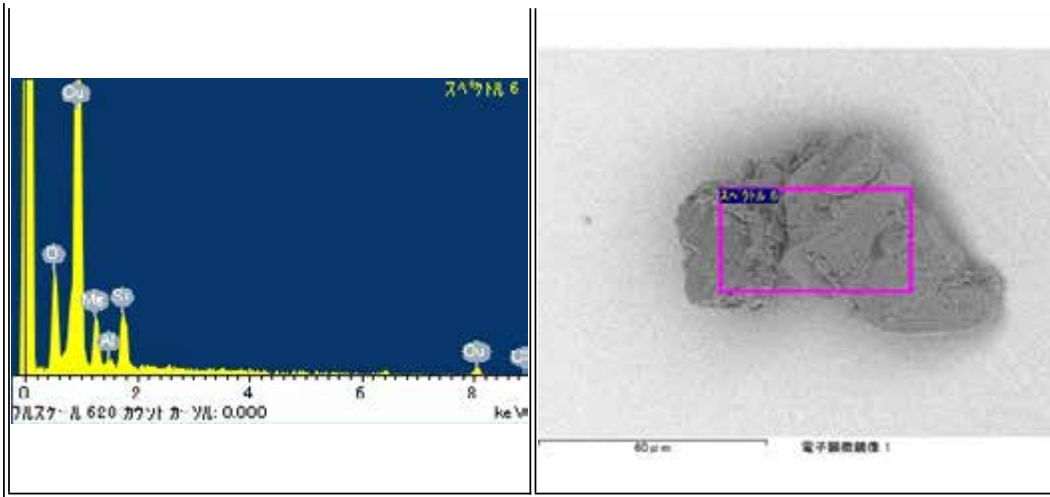




RA-QD02-0068

Parent	Status	Date	Size	Transfer	Category	Phase	InitialAnalysis	label	References	Comment
-	Curation N2-SP3	120704	98.6µm	Curation	1	[ol, pl, hpx, tr, lpx, tae]	CT,XRD,FE-SEM,FE-EPMA,SIMS	IA	[2][7]	-

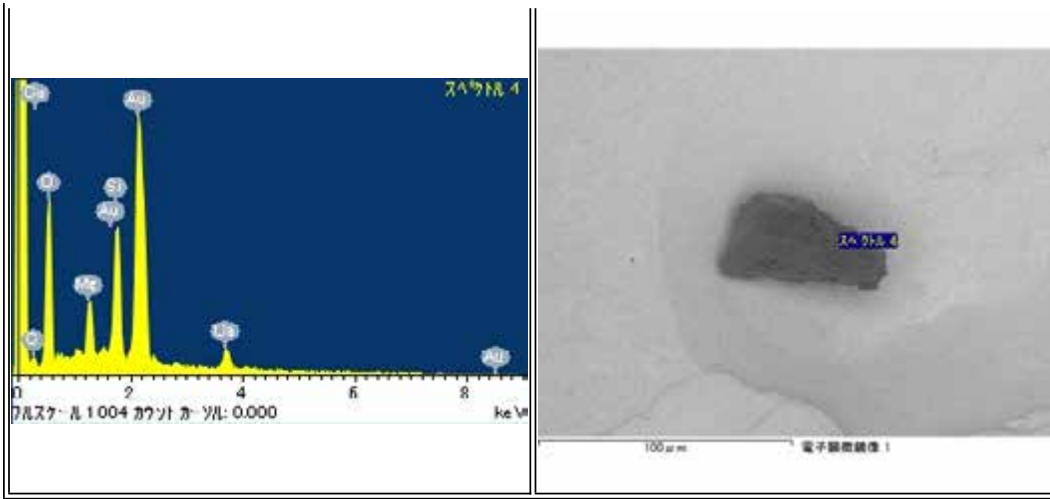




RA-QD02-0070


Parent	Status	Date	Size	Transfer	Category	Phase	InitialAnalysis	label	References	Comment
-	Curation SG13c3	120131	67µm	SG03a8,SG13c3	1	hpx,lp,pl	SEM	-	-	-

<p>スเปクトル 1 930 カウント/ケV: 0.000</p>	<p>スเปクトル 1 100 µm 電子顕微鏡像 1</p>
<p>スเปクトル 2 1150 カウント/ケV: 0.000</p>	<p>スเปクトル 2 100 µm 電子顕微鏡像 1</p>
<p>スเปクトル 3 1004 カウント/ケV: 0.000</p>	<p>スเปクトル 3 100 µm 電子顕微鏡像 1</p>




RA-QD02-0071

Parent	Status	Date	Size	Transfer	Category	Phase	InitialAnalysis	label	References	Comment
-	Curation SG13c4	120131	70µm	SG03a9,SG13c4	1	lpx	SEM	-	-	-





RA-QD02-0079

Parent	Status	Date	Size	Transfer	Category	Phase	InitialAnalysis	label	References	Comment
-	Curation SG13c2	120130	52µm	SG03b8,SG13c2	1	hpx	SEM	CU1		moved from SG03b8

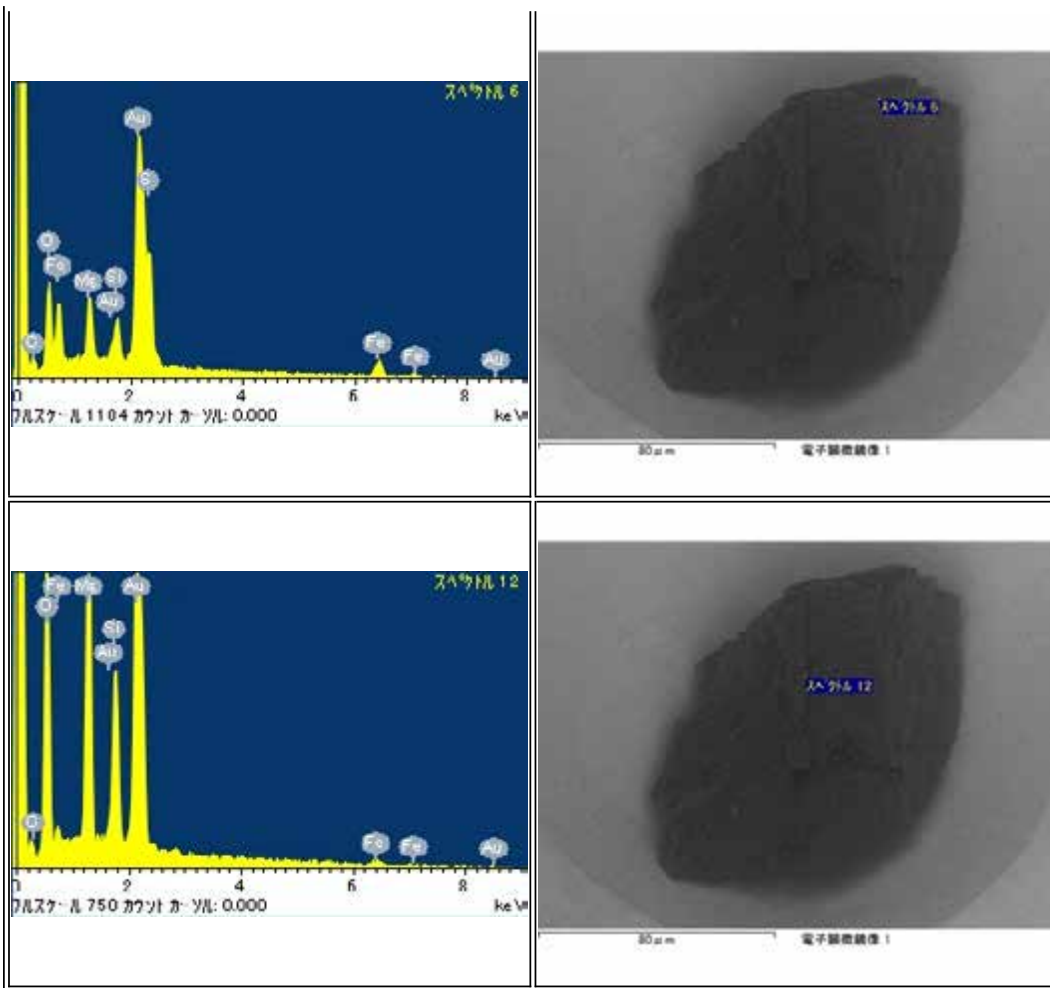


RA-QD02-0084

Parent	Status	Date	Size	Transfer	Category	Phase	InitialAnalysis	label	References	Comment
-	Curation SG13f0	1200305	100µm	SG03c4,SG03b5,SG03a6,SG13f0	2	ol.tr	SEM	-	-	-

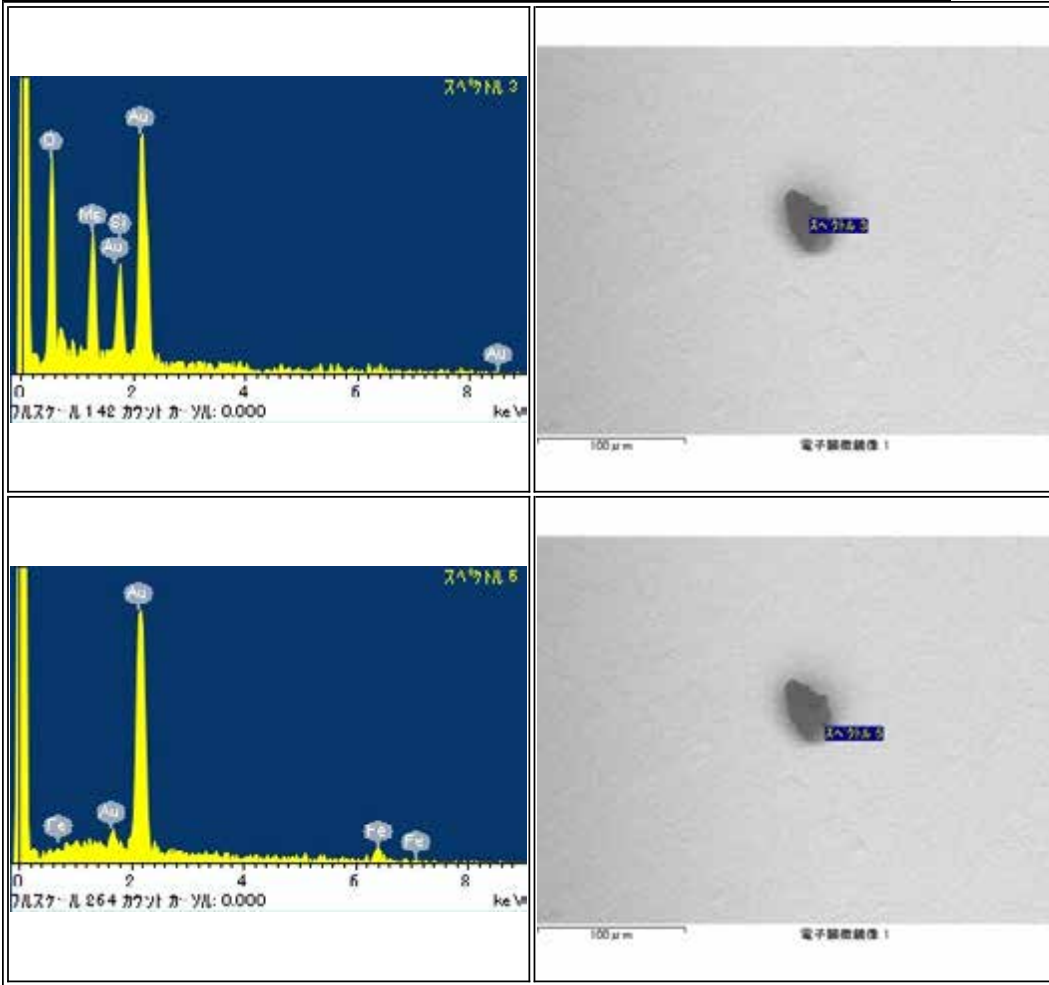






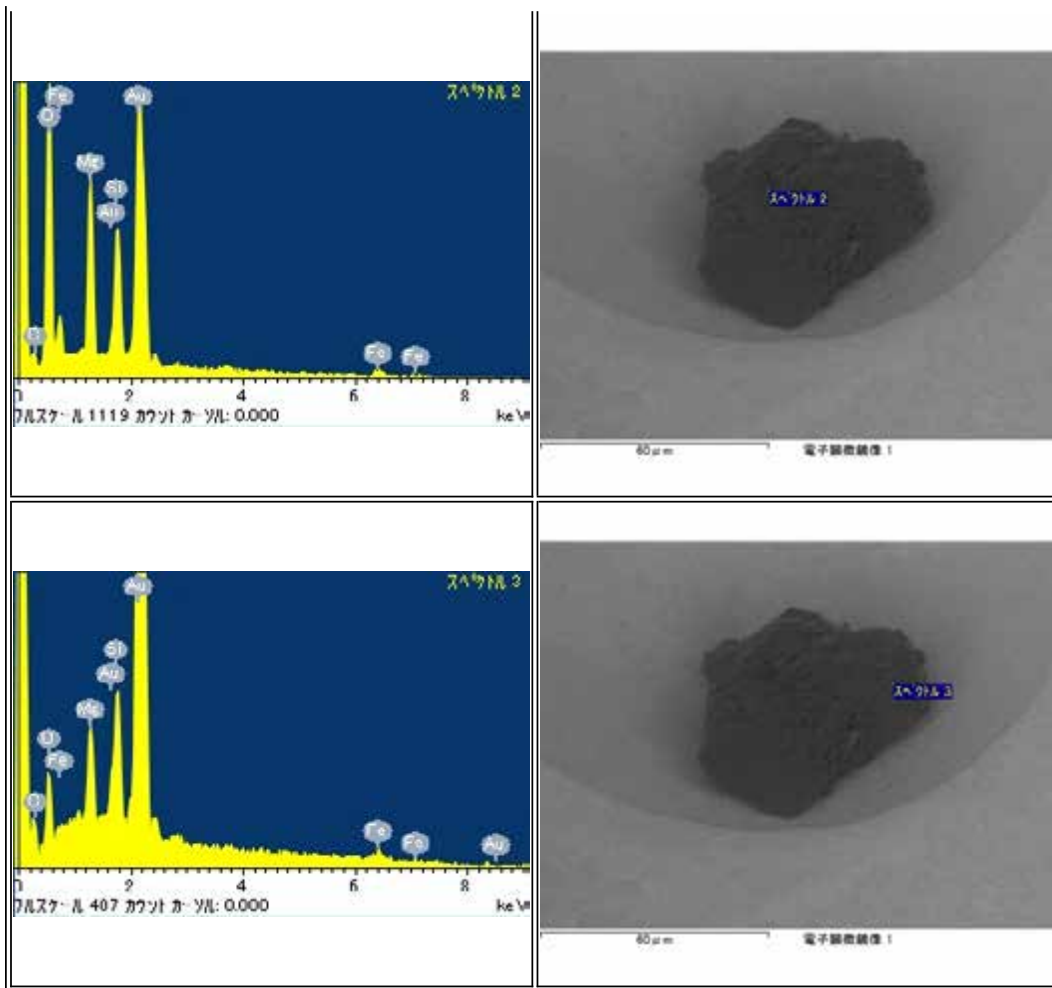
RA-QD02-0088

Parent	Status	Date	Size	Transfer	Category	Phase	InitialAnalysis	label	References	Comment
-	Curation SG13c1	120130	48μm	SG03c7,SG13c1	2	ol,Fe	SEM	-	-	-



RA-QD02-0089


Parent	Status	Date	Size	Transfer	Category	Phase	InitialAnalysis	label	References	Comment
-	Curation SG13f1	120309	80µm	SG03c8,SG13f1	2	ol,lp,tr	SEM	-	-	-

RA-QD02-0093

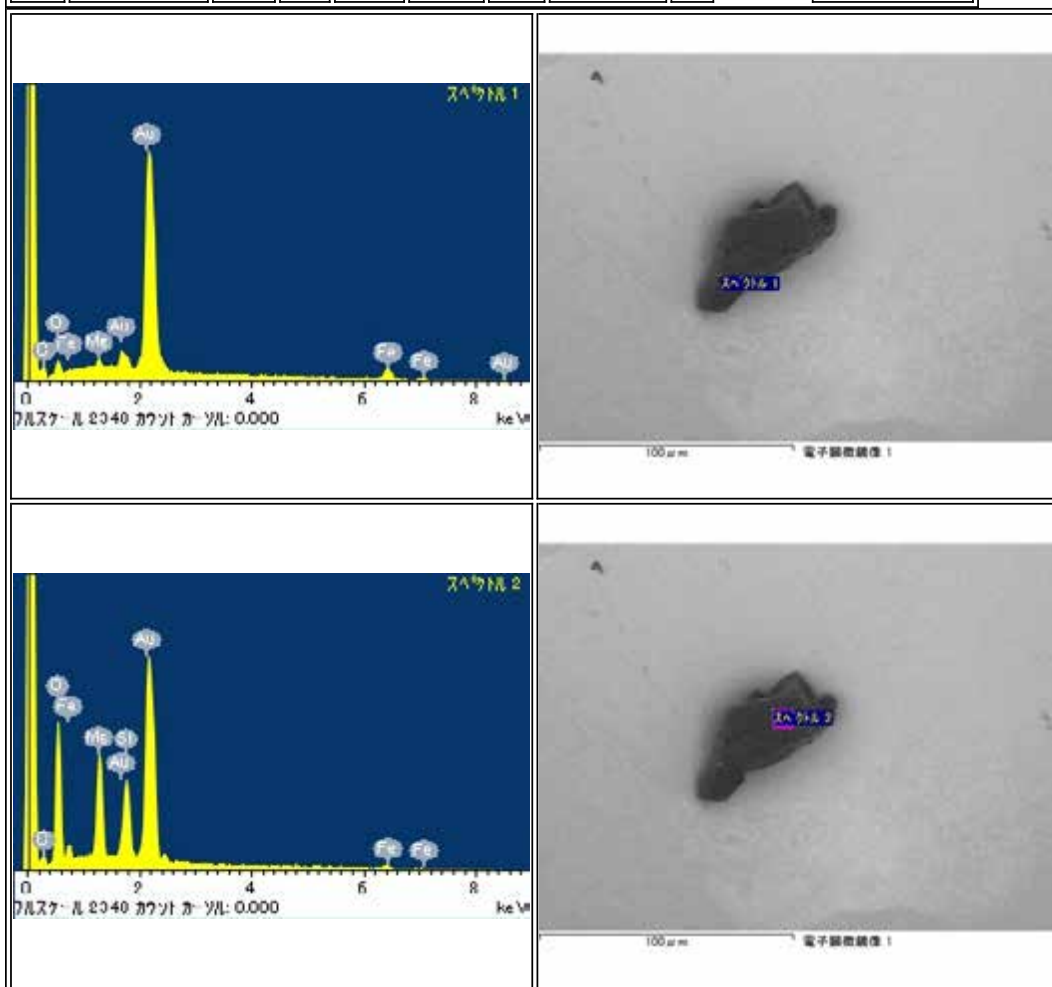
Parent	Status	Date	Size	Transfer	Category	Phase	InitialAnalysis	label	References	Comment
-	DIVIDED		98µm	Curation-Okayama	1	ol,pl,FeCr	SEM,EPMA,SIMS,TEM	IA		Sliced into five sections by FIB

<p>スライス1</p> <p>0 2 4 6 8 keV</p> <p>パルス・凡 2040 カウンタ 別: 0.000</p>	<p>100 µm</p> <p>電子顕微鏡像 1</p>
<p>スライス2</p> <p>0 2 4 6 8 keV</p> <p>パルス・凡 2040 カウンタ 別: 0.000</p>	<p>100 µm</p> <p>電子顕微鏡像 1</p>
<p>スライス3</p> <p>0 2 4 6 8 keV</p> <p>パルス・凡 2040 カウンタ 別: 0.000</p>	<p>100 µm</p> <p>電子顕微鏡像 1</p>



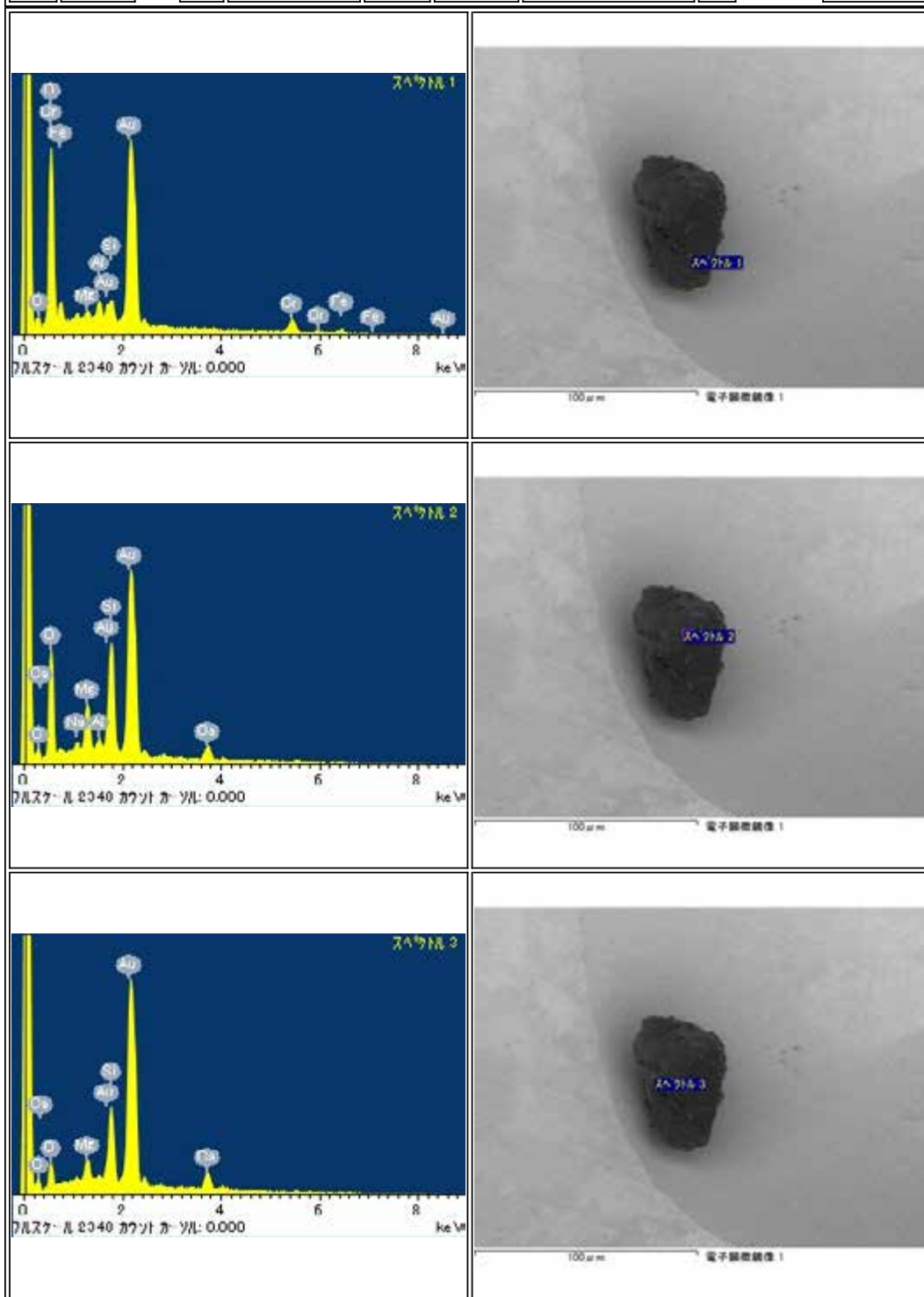
RA-QD02-0094

Parent	Status	Date	Size	Transfer	Category	Phase	InitialAnalysis	label	References	Comment
-	Curation SG13b5	120125	70µm	SG13b5	2	ol,pl,tr	SEM	-		re-identified 120116



RA-QD02-0095

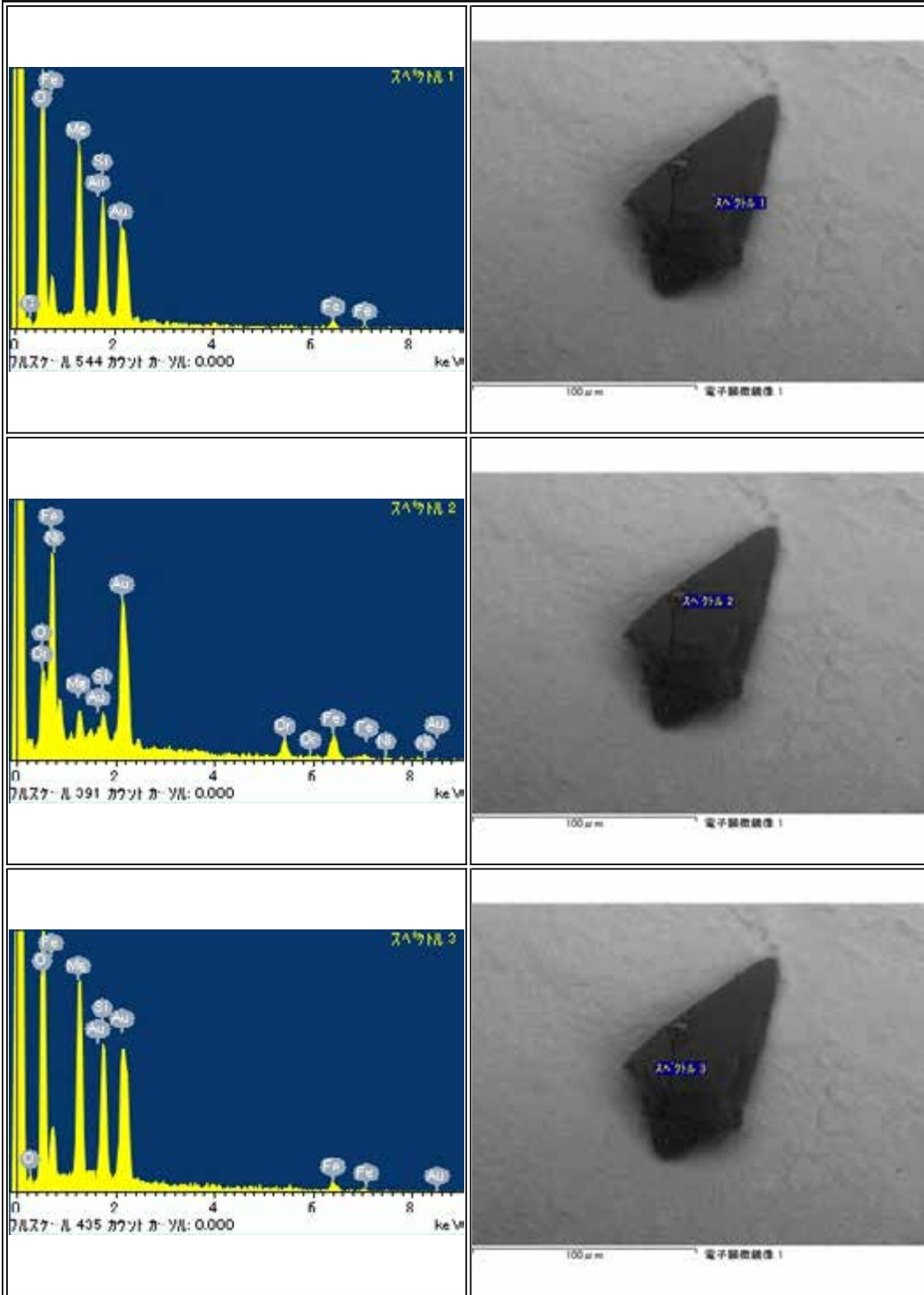
Parent	Status	Date	Size	Transfer	Category	Phase	InitialAnalysis	label	References	Comment
-	DIVIDED		67μm	Curation-Okayama	1	hpx.pl,FeCr	SEM,EPMA,SIMS,TEM	IA		Sliced into five sections by FIB






## RA-QD02-0097

Parent	Status	Date	Size	Transfer	Category	Phase	InitialAnalysis	label	References	Comment
-	Curation SG13b4	120125	113μm	SG03d3,SG13b4	2	ol,pl,chl	SEM	-		re-identified 120116, Rediscovered on SEM holder with SEM-EDX analyses (No SEM data) Not identified at SG03d3




## RA-QD02-0100

Parent	Status	Date	Size	Transfer	Category	Phase	InitialAnalysis	label	References	Comment
-	Tokyo Univ	121119	29μm	SG03d5,ICF70-025_SGf0017_s1,Tokyo Univ	1	pl	SEM	AO_Mikouchi		sent from SG03d5




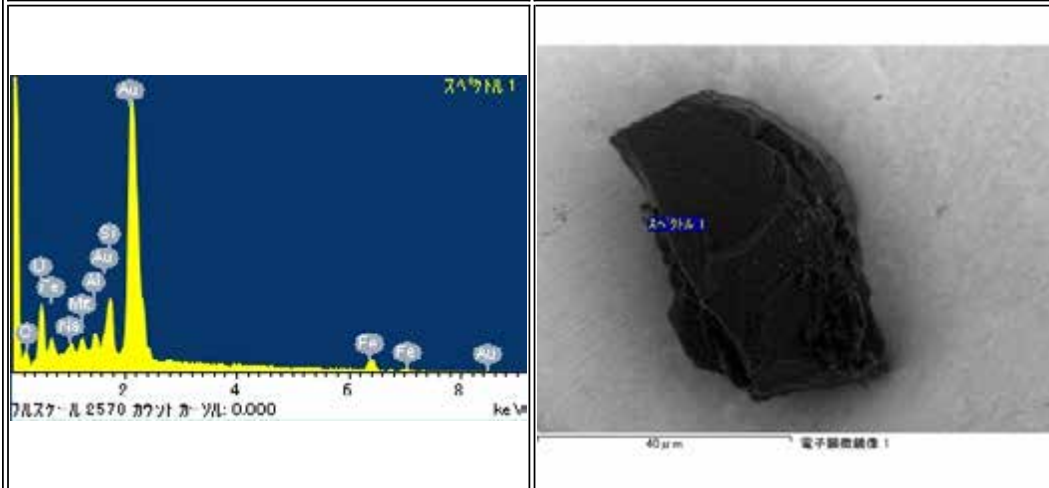


RA-QD02-0103

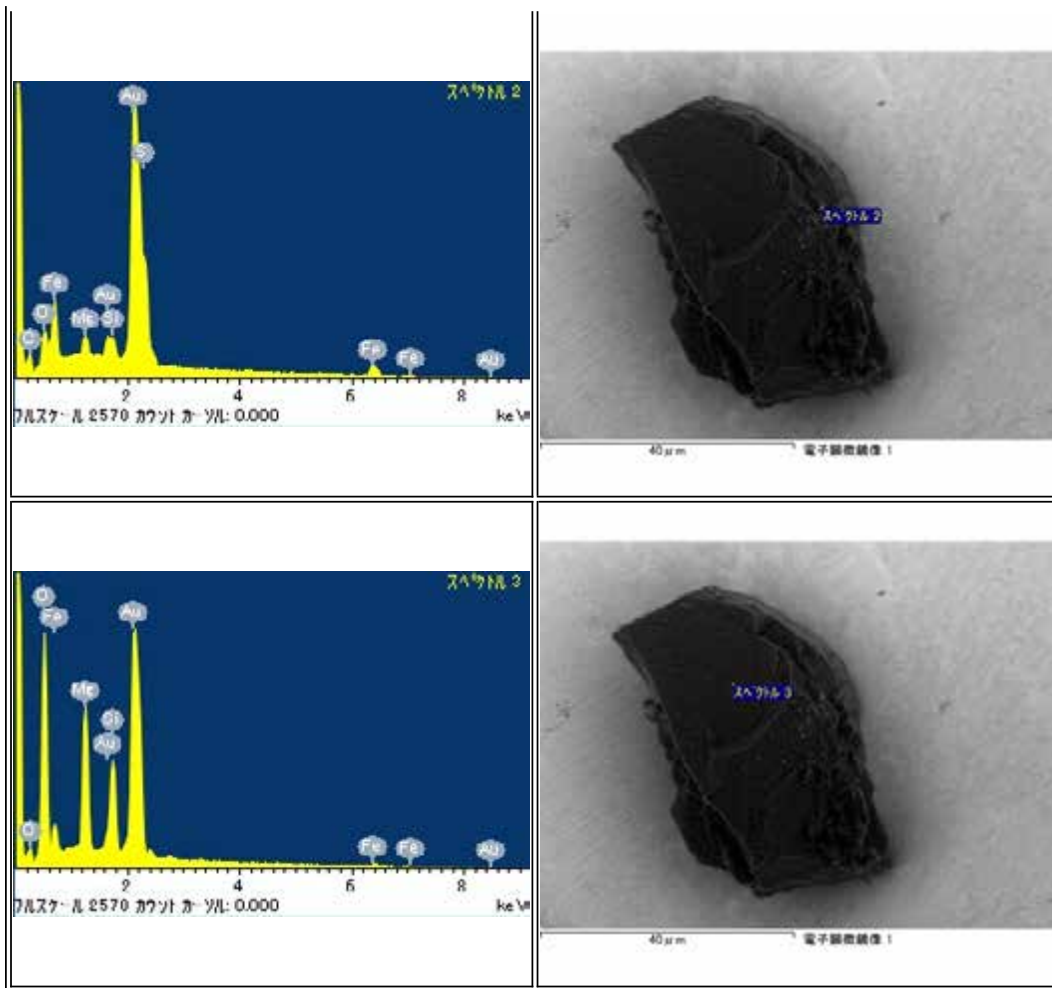
Parent	Status	Date	Size	Transfer	Category	Phase	InitialAnalysis	label	References	Comment
-	Curation SG13e4	120301	187µm	SG03d7,SG03e9,SG13e4	2	ol,pl,tr	SEM	-	-	-

RA-QD02-0108





Parent	Status	Date	Size	Transfer	Category	Phase	InitialAnalysis	label	References	Comment
-	Curation SG13a0	120124	56µm	SG03d9,SG13a0	2	ol,pl,tr	SEM	-		re-identified 120116, corresponding to Extra-0010, RA-QD02-0101, 102, 105,106

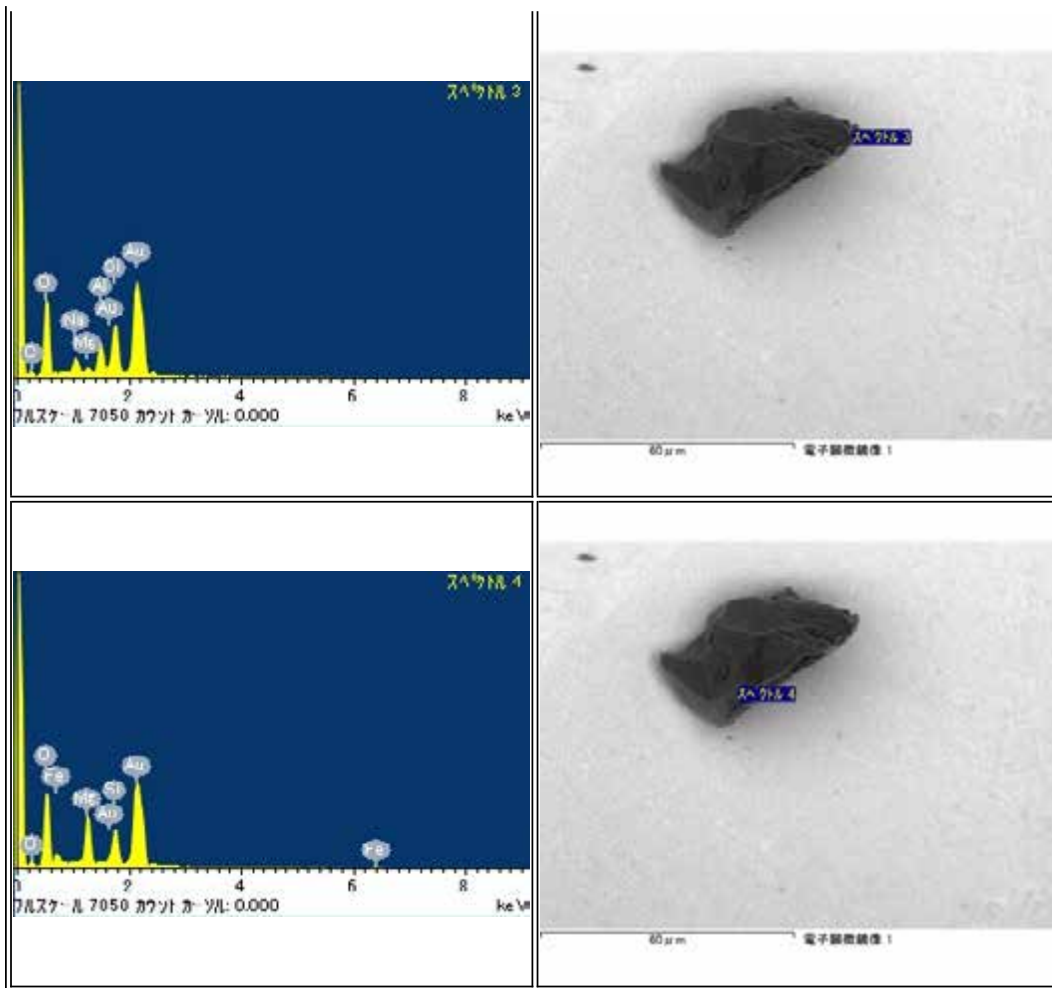




RA-QD02-0109

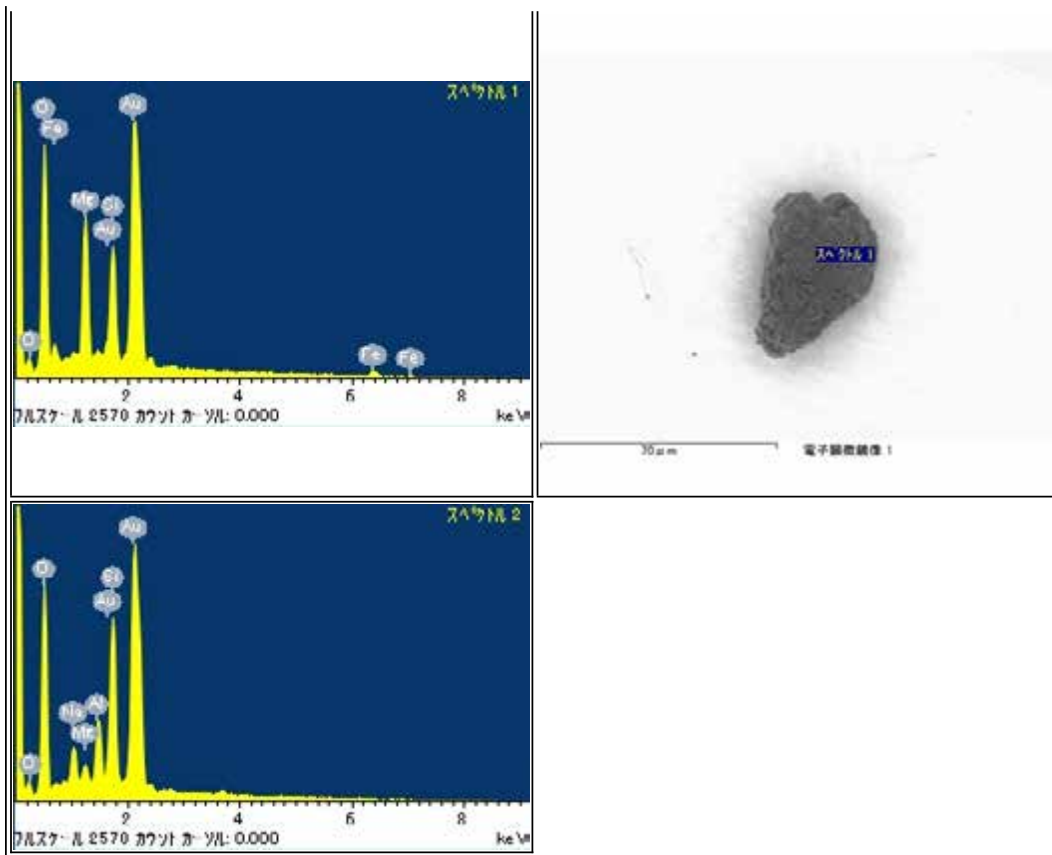
Parent	Status	Date	Size	Transfer	Category	Phase	InitialAnalysis	label	References	Comment
-	Curation SG03e0	120515	44µm	SG03e0	1	oLpLAl	SEM	CU2		corresponding to Extra-0010, RA-QD02-0101, 102, 105,106






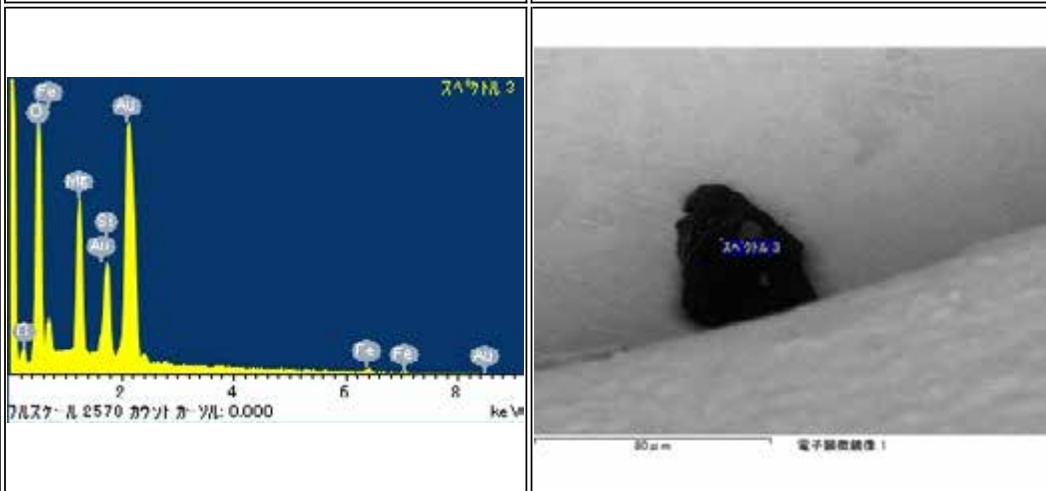
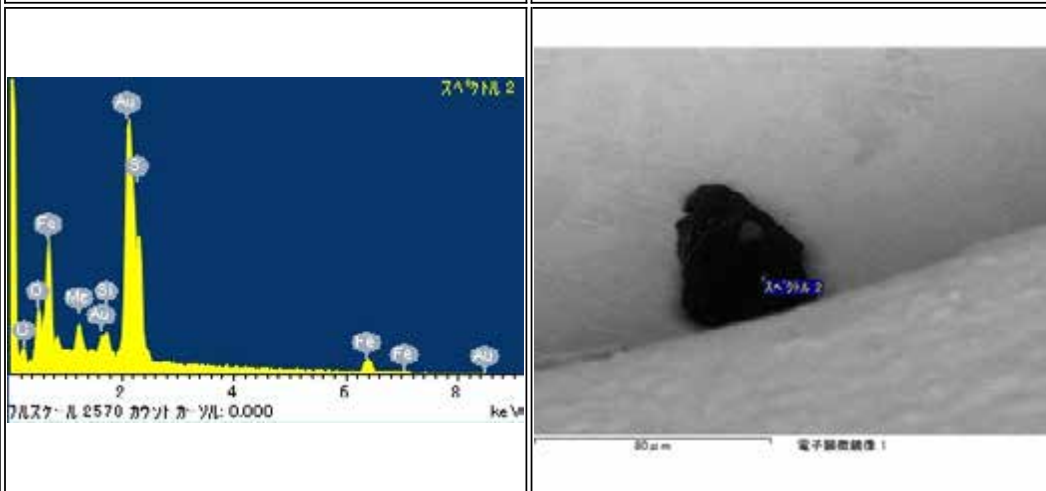
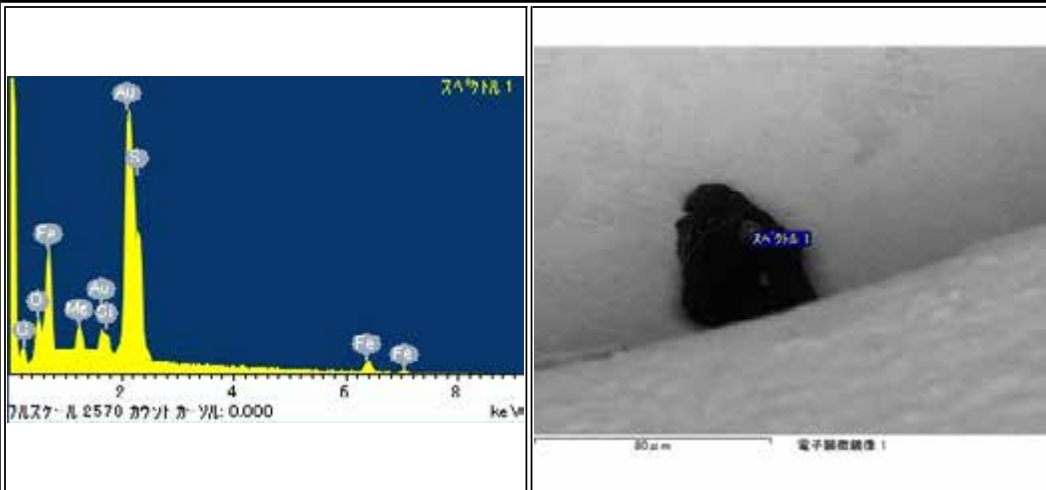


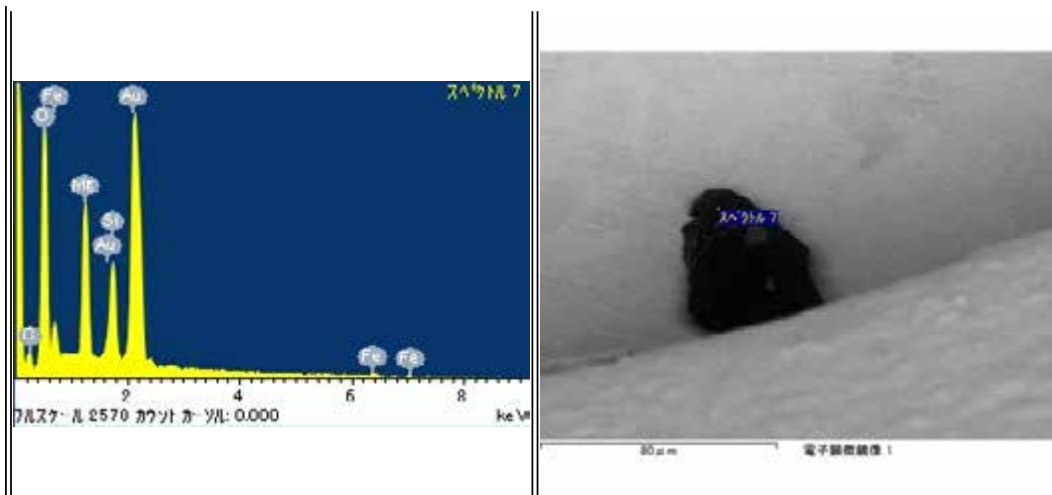




RA-QD02-0115

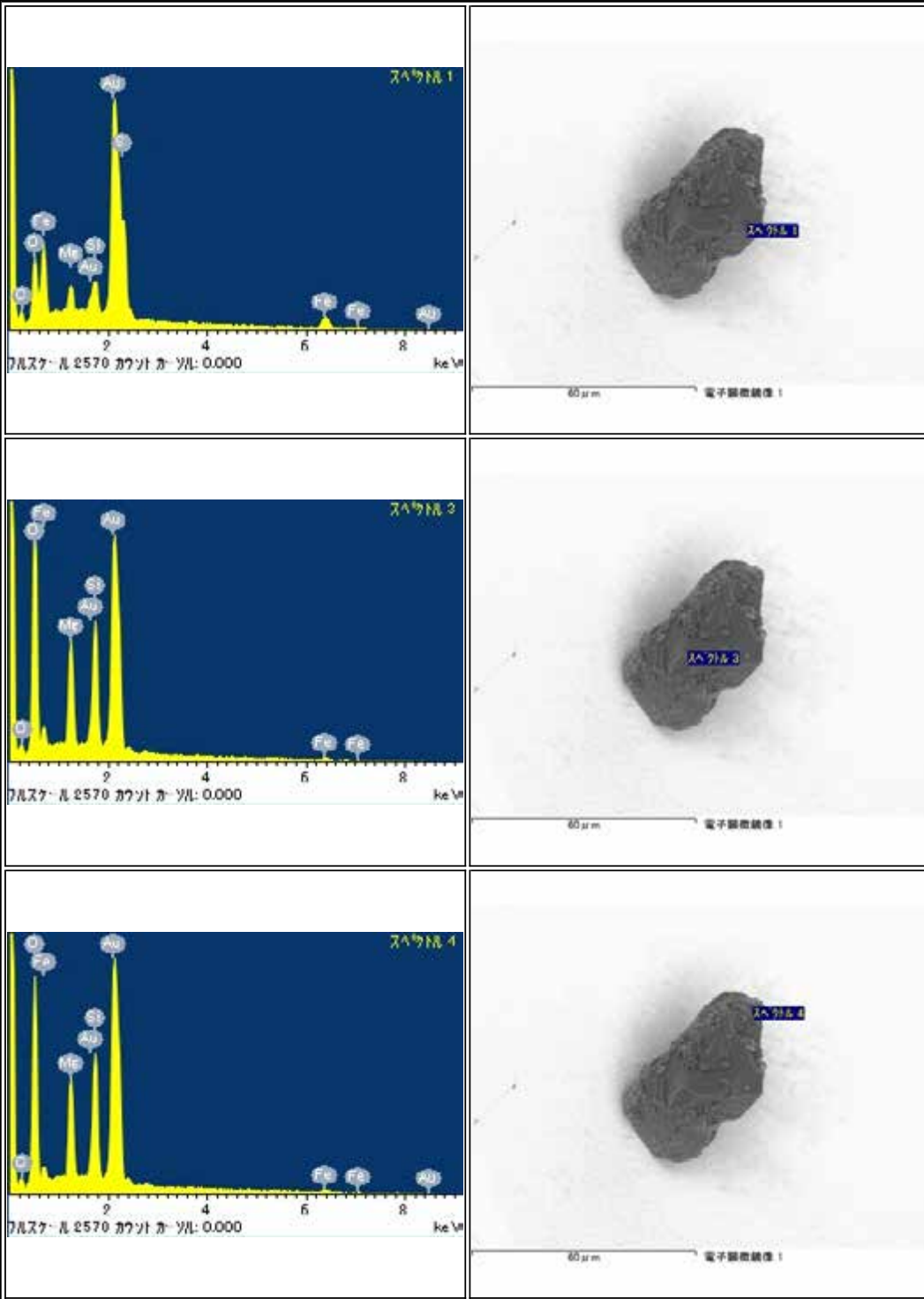
Parent	Status	Date	Size	Transfer	Category	Phase	InitialAnalysis	label	References	Comment
-	Jena Univ	120626	40µm	SG03e2,ICF70-023_SG0015_s1,Jena Univ	2	ol,tr	SEM	AO_Langenhorst		sent from SG03e2






RA-QD02-0116

Parent	Status	Date	Size	Transfer	Category	Phase	InitialAnalysis	label	References	Comment
-	Curation N2-SP3, particle with C-coat on the Mo plate	120608	40µm	Curation-Okayama	1	lpx,tr	SEM,Raman	IA	[8]	-




RA-QD02-0118

Parent	Status	Date	Size	Transfer	Category	Phase	InitialAnalysis	label	References	Comment
-	DIVIDED	120608	47μm	Curation-Okayama	1	lpx	SEM,EPMA,SIMS	IA		sliced into three sections by FIB




RA-QD02-0121

Parent	Status	Date	Size	Transfer	Category	Phase	InitialAnalysis	label	References	Comment
-	DIVIDED	120608	47µm	Curation-Okayama	1	ol,lpX	SEM,EPMA,SIMS	IA		sliced into three sections by FIB



RA-QD02-0124


Parent	Status	Date	Size	Transfer	Category	Phase	InitialAnalysis	label	References	Comment
-	NASA	111207	56µm	SG03e9,ICF70-011_SGf0001-C,NASA	1	ol,pl	SEM	NASA	-	-





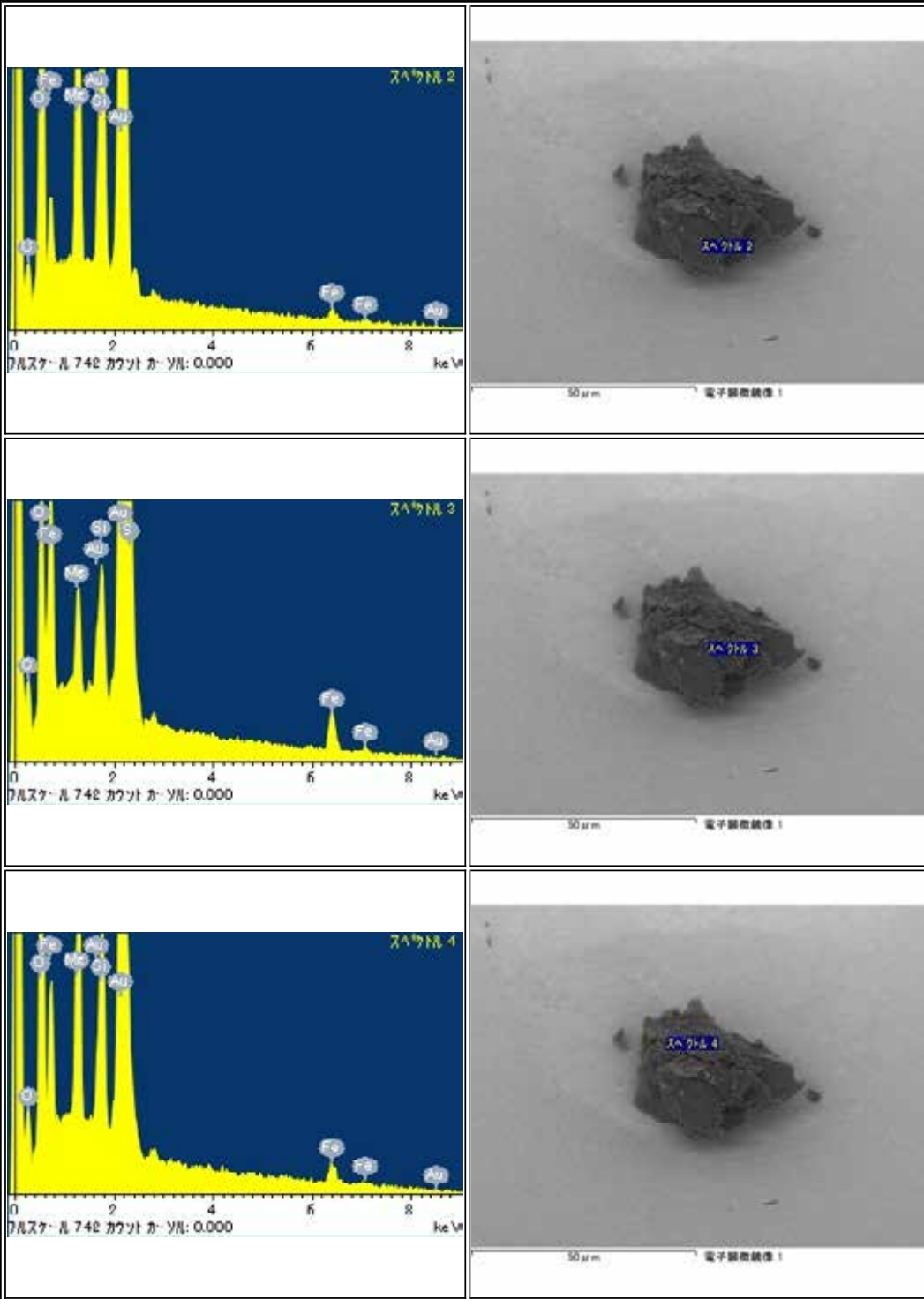
RA-QD02-0125

Parent	Status	Date	Size	Transfer	Category	Phase	InitialAnalysis	label	References	Comment
-	NASA	120814	37µm	SG03F3,ICF70-027-SGf0019-3,NASA	2	ol,tr	SEM	AO_Keller		sent from SG03F3



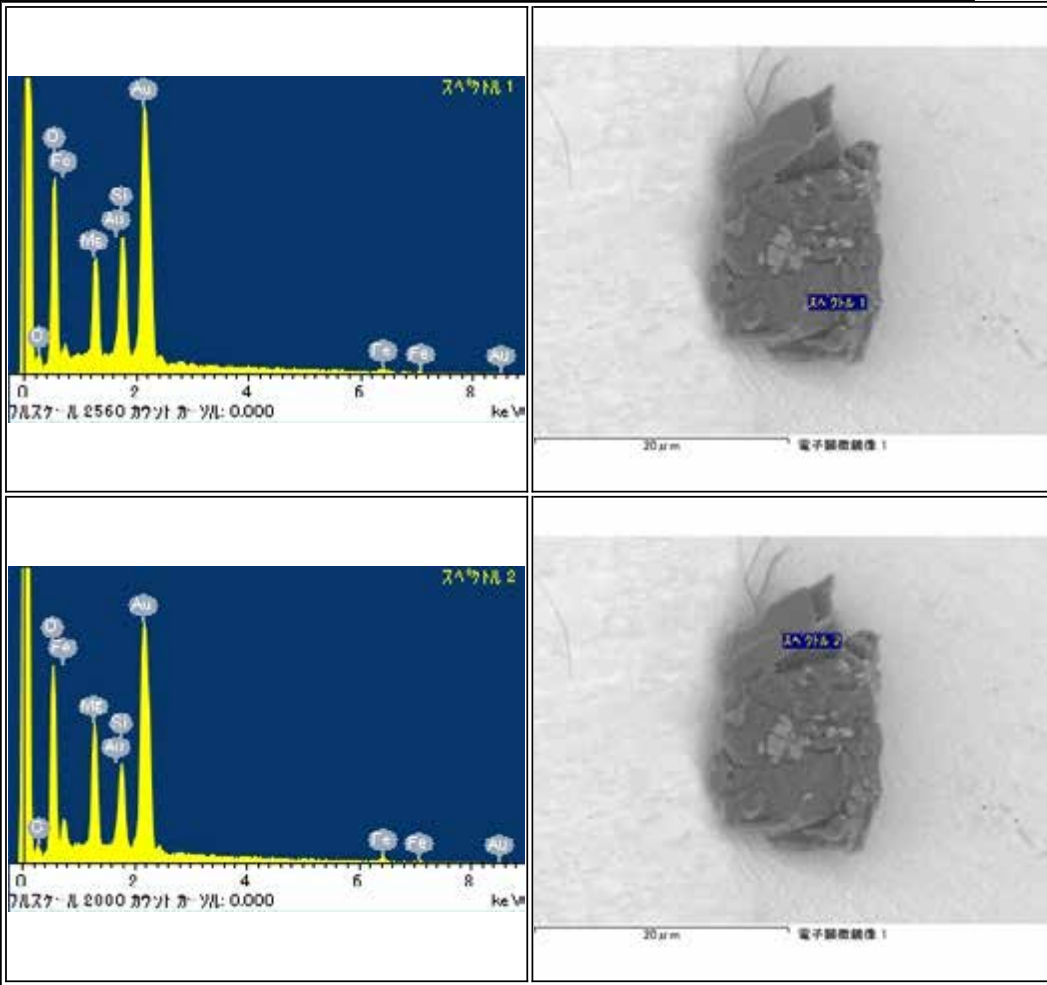
RA-QD02-0126-01

Parent	Status	Date	Size	Transfer	Category	Phase	InitialAnalysis	label	References	Comment
RA-QD02-0126	NASA	111207	41µm	SG03f2,ICF70-013_SGf0003-C,NASA	2	lpx,tr	SEM	NASA		-



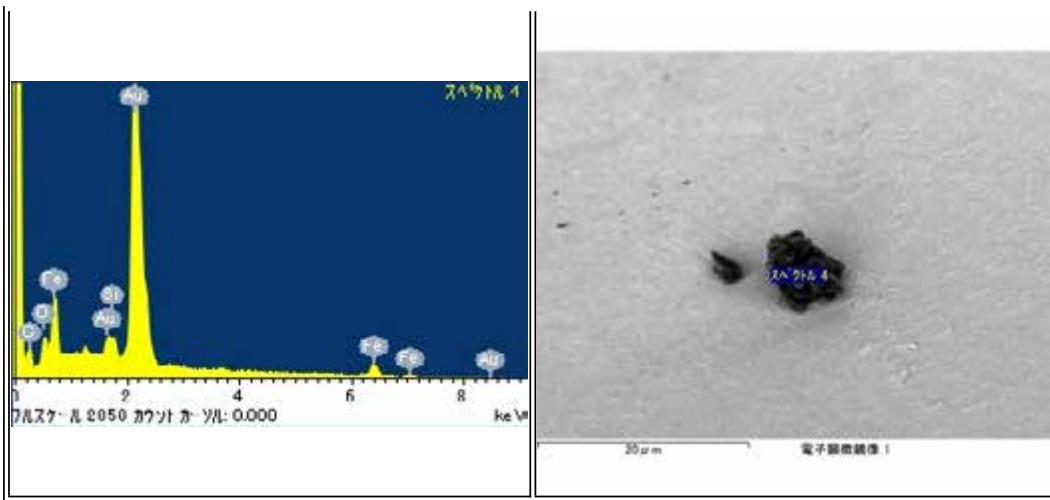
RA-QD02-0126-02

Parent	Status	Date	Size	Transfer	Category	Phase	InitialAnalysis	label	References	Comment
RA-QD02-0126	Curation SG03f2	120515	23µm	SG03f2	2	lpx,ol,tr	SEM	-		-



RA-QD02-0126-03


Parent	Status	Date	Size	Transfer	Category	Phase	InitialAnalysis	label	References	Comment
RA-QD02-0126	Curation SG03g9	120515	9μm	SG03g9	2	ol,hpx,Fe	SEM	-		Extra-0017

RA-QD02-0127


Parent	Status	Date	Size	Transfer	Category	Phase	InitialAnalysis	label	References	Comment
-	Curation SG03f0	120515	55µm	SG03f0	1	lpx	SEM	-	-	-

<p>パルス/秒 2696 カウンタ 別: 0.000</p>	<p>50µm 電子顕微鏡像 1</p>
<p>パルス/秒 2696 カウンタ 別: 0.000</p>	<p>50µm 電子顕微鏡像 1</p>
<p>パルス/秒 2696 カウンタ 別: 0.000</p>	<p>50µm 電子顕微鏡像 1</p>



## RA-QD02-0128

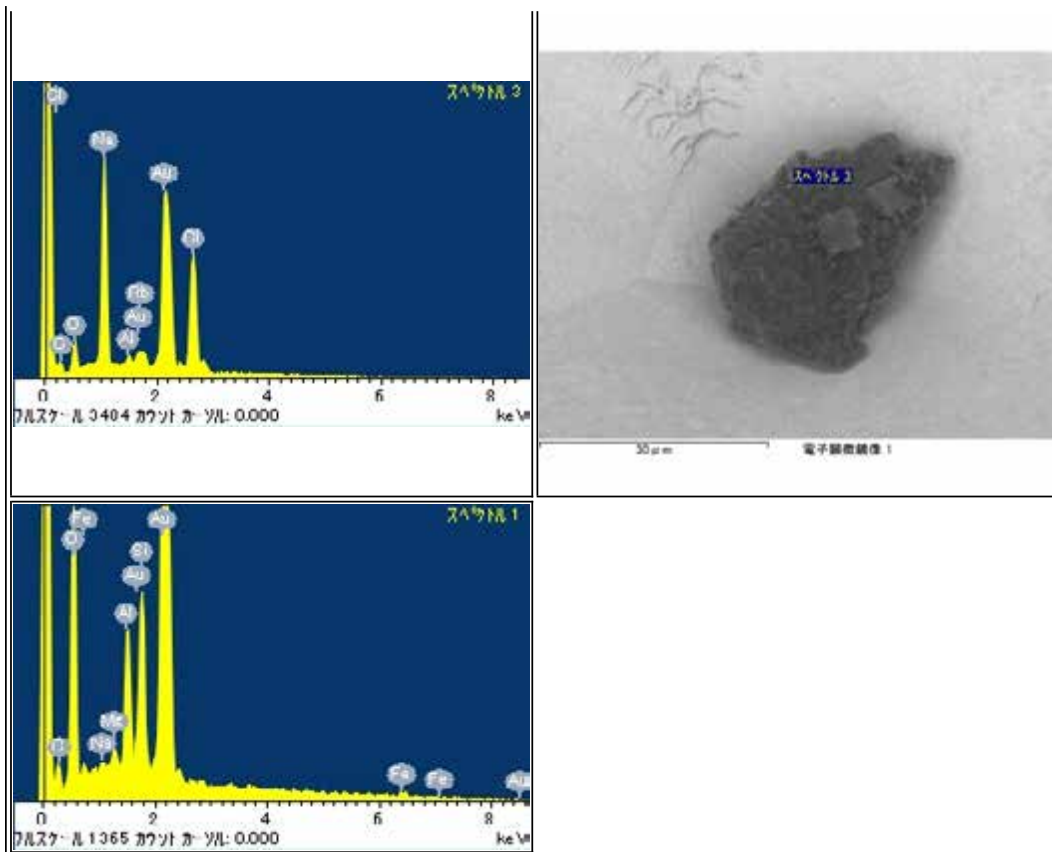
Parent	Status	Date	Size	Transfer	Category	Phase	InitialAnalysis	label	References	Comment
-	Curation SG03f4	120515	38μm	SG03f4	1	hpx	SEM	-	-	-





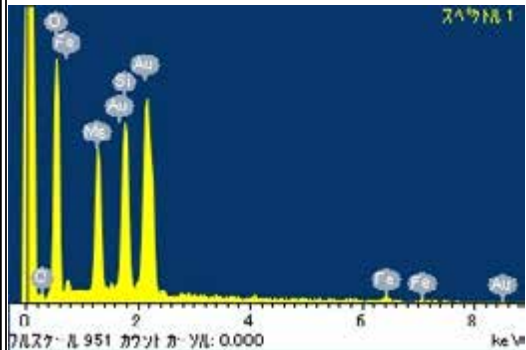

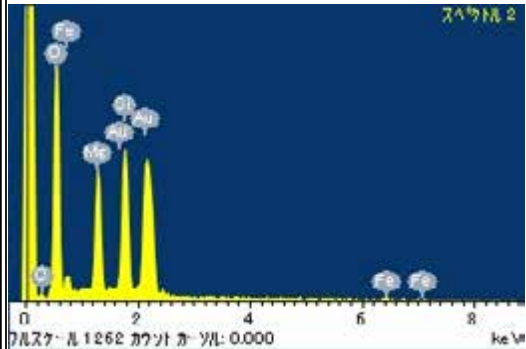

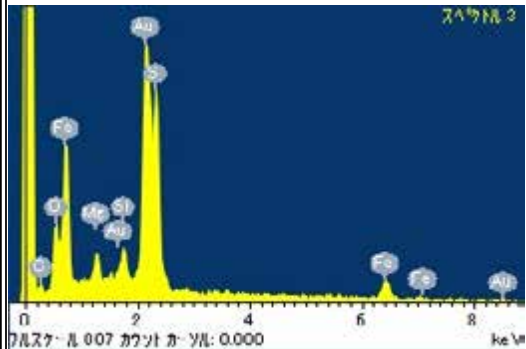

RA-QD02-0129

Parent	Status	Date	Size	Transfer	Category	Phase	InitialAnalysis	label	References	Comment
-	Curation SG05a0	120106	40µm	SG05a0	2	pl,NaCl	SEM	CO	-	-


RA-QD02-0130

Parent	Status	Date	Size	Transfer	Category	Phase	InitialAnalysis	label	References	Comment
-	NASA	111207	45µm	SG03F5_ICF70-014_SGf0004-C,NASA	1	lpx,tr	SEM	NASA		-


RA-QD02-0131

Parent	Status	Date	Size	Transfer	Category	Phase	InitialAnalysis	label	References	Comment
-	Curation SG03f6	120515	54μm	SG03f6	1	ol,pl	SEM	-	-	-




RA-QD02-0133

Parent	Status	Date	Size	Transfer	Category	Phase	InitialAnalysis	label	References	Comment
-	BROKEN		53µm	-	1	-	-	-		BROKEN into two pieces


## RA-QD02-0133-01

Parent	Status	Date	Size	Transfer	Category	Phase	InitialAnalysis	label	References	Comment
-	Tokyo Univ	121119	53µm	SG03f7,ICF70-025_SGf0017_s2,Tokyo Univ	1	ol.pl	SEM	AO_Mikouchi	-	sent from SG03f7



## RA-QD02-0133-02

Parent	Status	Date	Size	Transfer	Category	Phase	InitialAnalysis	label	References	Comment
-	Curation SG03g8	120515	9 $\mu$ m	SG03g8	1	pl	SEM	-		Extra-0014






RA-QD02-0136

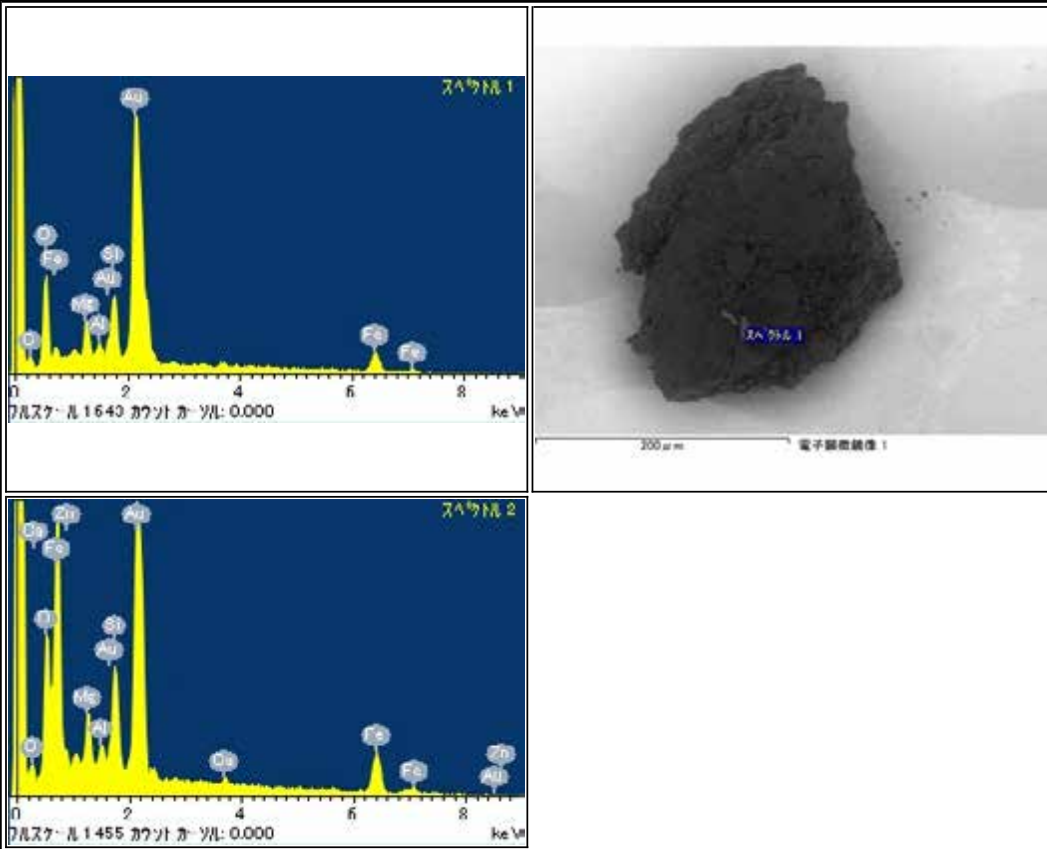
Parent	Status	Date	Size	Transfer	Category	Phase	InitialAnalysis	label	References	Comment
-	BROKEN		310µm	-	2	-	-	-	-	broken into several pieces

<p>スペクトル 1</p> <p>7月26日 2667 カウント カリ: 0.000 keV</p>	<p>100 µm 電子顕微鏡像 1</p>
<p>スペクトル 2</p> <p>7月26日 2040 カウント カリ: 0.000 keV</p>	<p>100 µm 電子顕微鏡像 1</p>
<p>スペクトル 1</p> <p>7月26日 2546 カウント カリ: 0.000 keV</p>	<p>100 µm 電子顕微鏡像 1</p>




RA-QD02-0136-01

Parent	Status	Date	Size	Transfer	Category	Phase	InitialAnalysis	label	References	Comment
-	Curation SG13e5	120301	310µm	SG03h0,SG13e5	2	hpx,lp,ol,pl,tr	SEM	CO		broken into several pieces



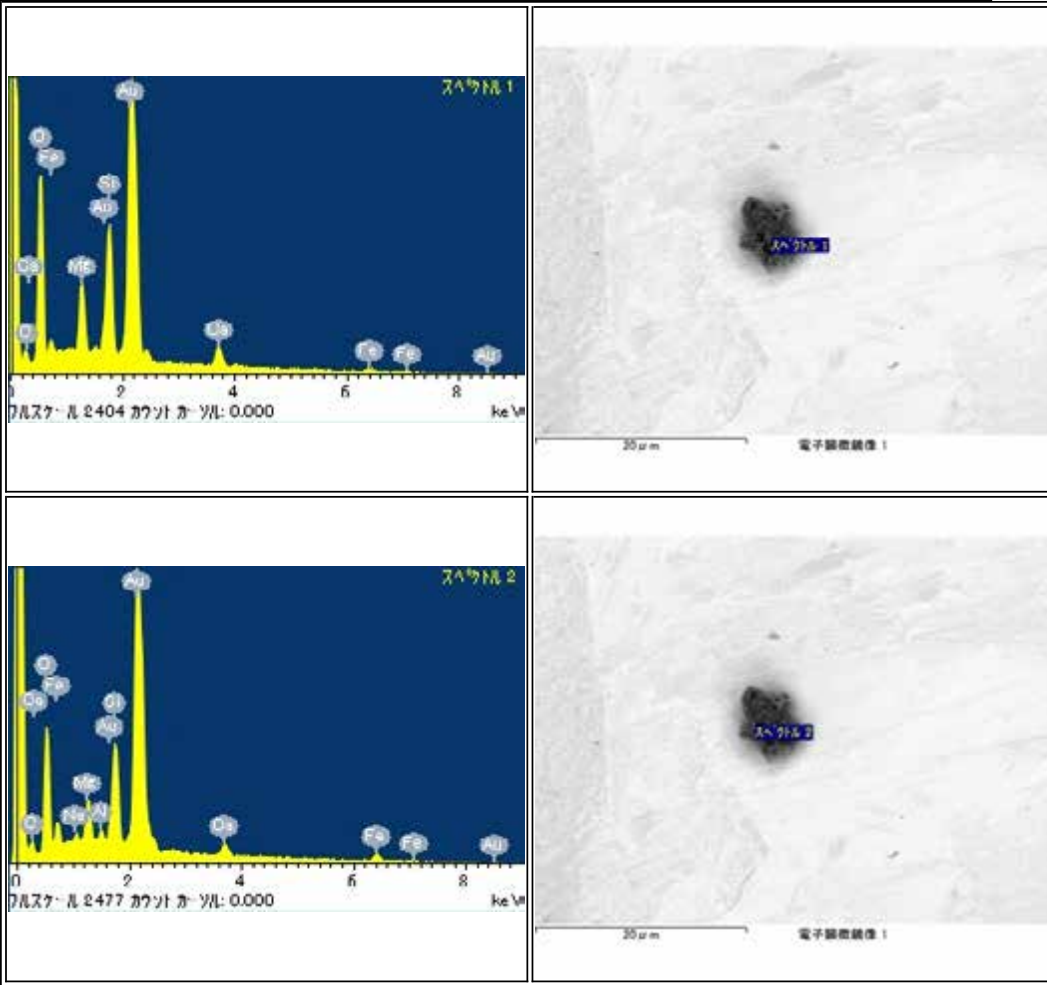
RA-QD02-0136-02

Parent	Status	Date	Size	Transfer	Category	Phase	InitialAnalysis	label	References	Comment
RA-QD02-0136-01	Curation SG03g5	120515	13μm	SG03g5	1	hpx	SEM	-		Extra-0019



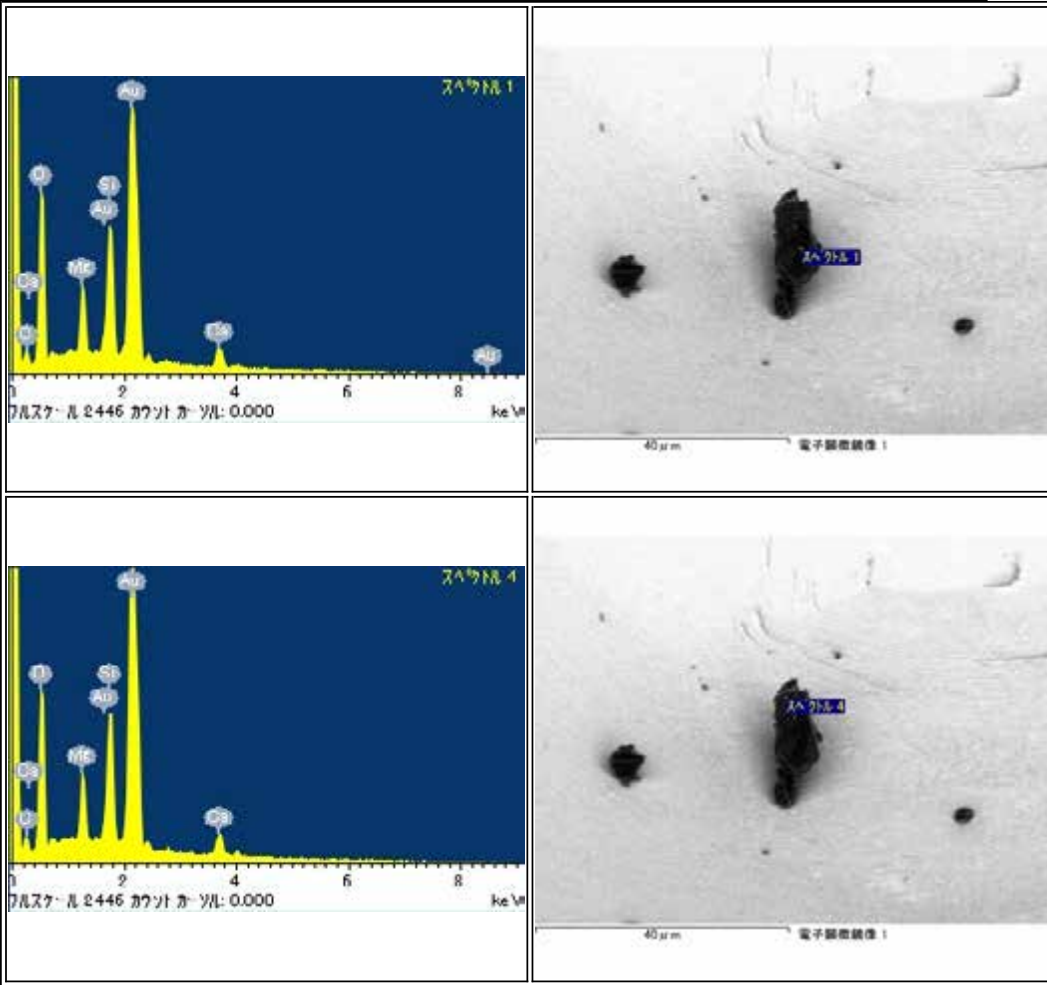
RA-QD02-0136-03

Parent	Status	Date	Size	Transfer	Category	Phase	InitialAnalysis	label	References	Comment
RA-QD02-0136-01	Curation SG03g6	120515	8μm	SG03g6	1	hpx,pl	SEM	-		Extra-0020




RA-QD02-0136-07

Parent	Status	Date	Size	Transfer	Category	Phase	InitialAnalysis	label	References	Comment
RA-QD02-0136-01	Curation SG03h2	120515	22μm	SG03h2	1	hpx	SEM	-	-	-



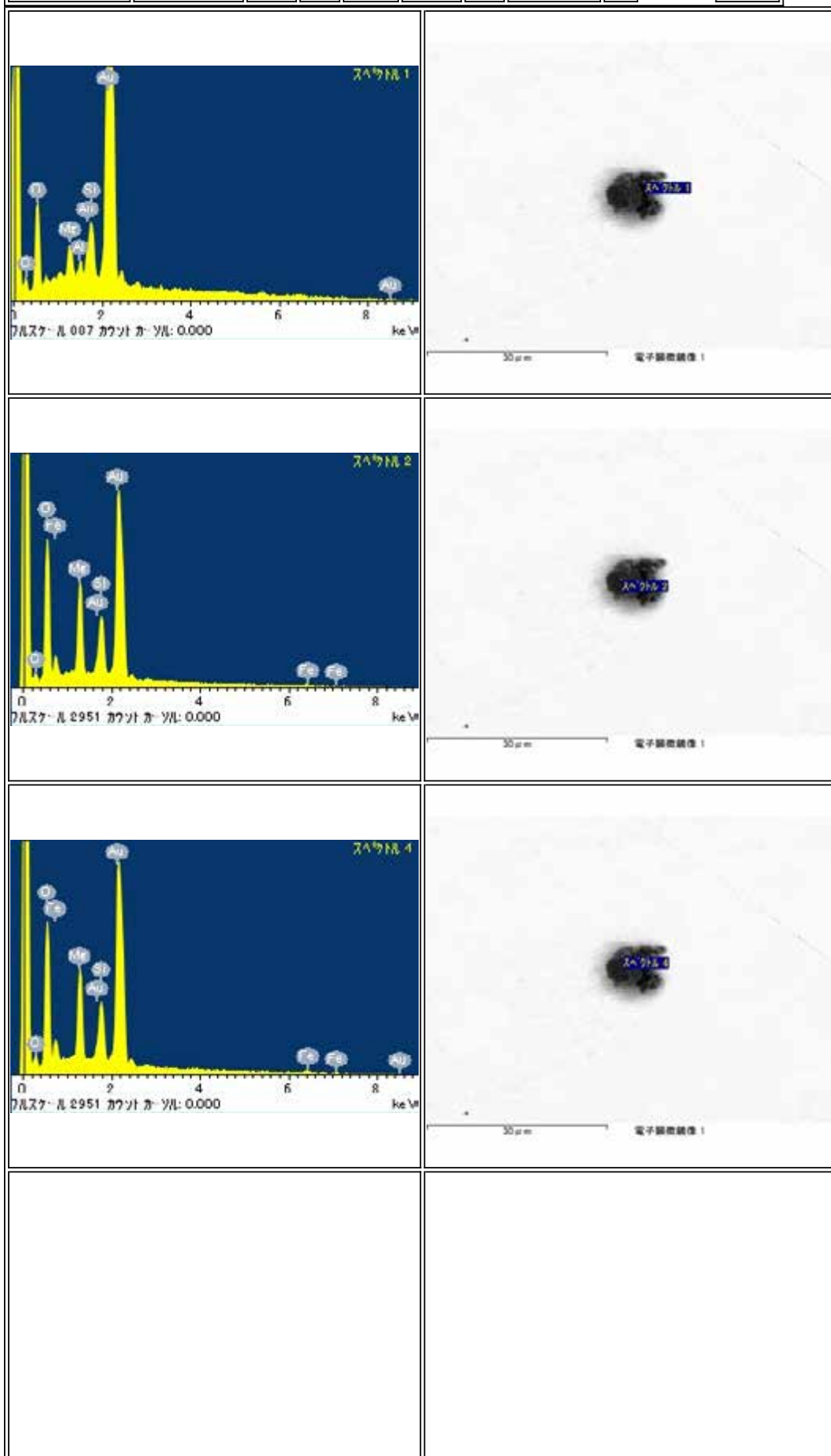
## RA-QD02-0136-13

Parent	Status	Date	Size	Transfer	Category	Phase	InitialAnalysis	label	References	Comment
RA-QD02-0136-01	Curation SG03h7	120515	8 $\mu$ m	SG03h2	1	ol	SEM	-		-

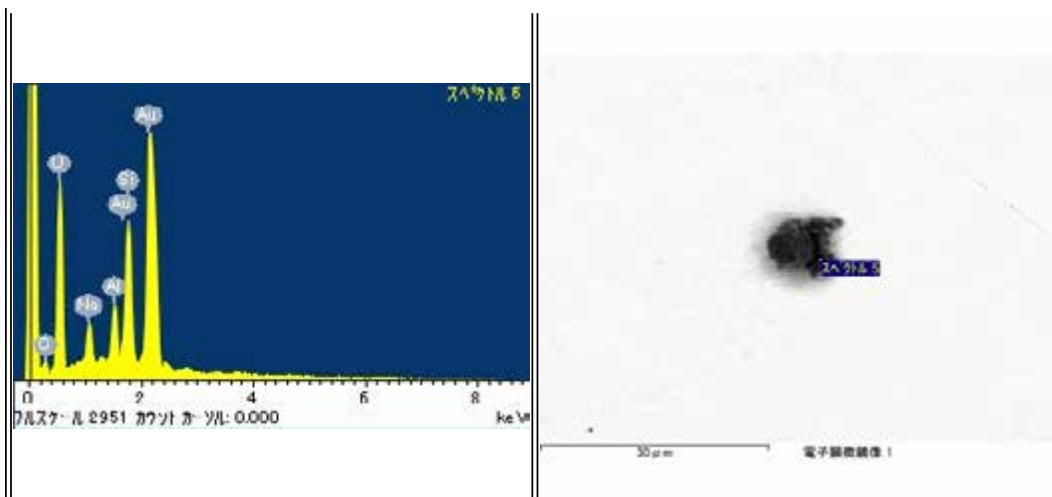


RA-QD02-0136-14

Parent	Status	Date	Size	Transfer	Category	Phase	InitialAnalysis	label	References	Comment
RA-QD02-0136-01	Curation SG03h9	120515	10μm	SG03h9	1	ol.pl	SEM	-	-	-

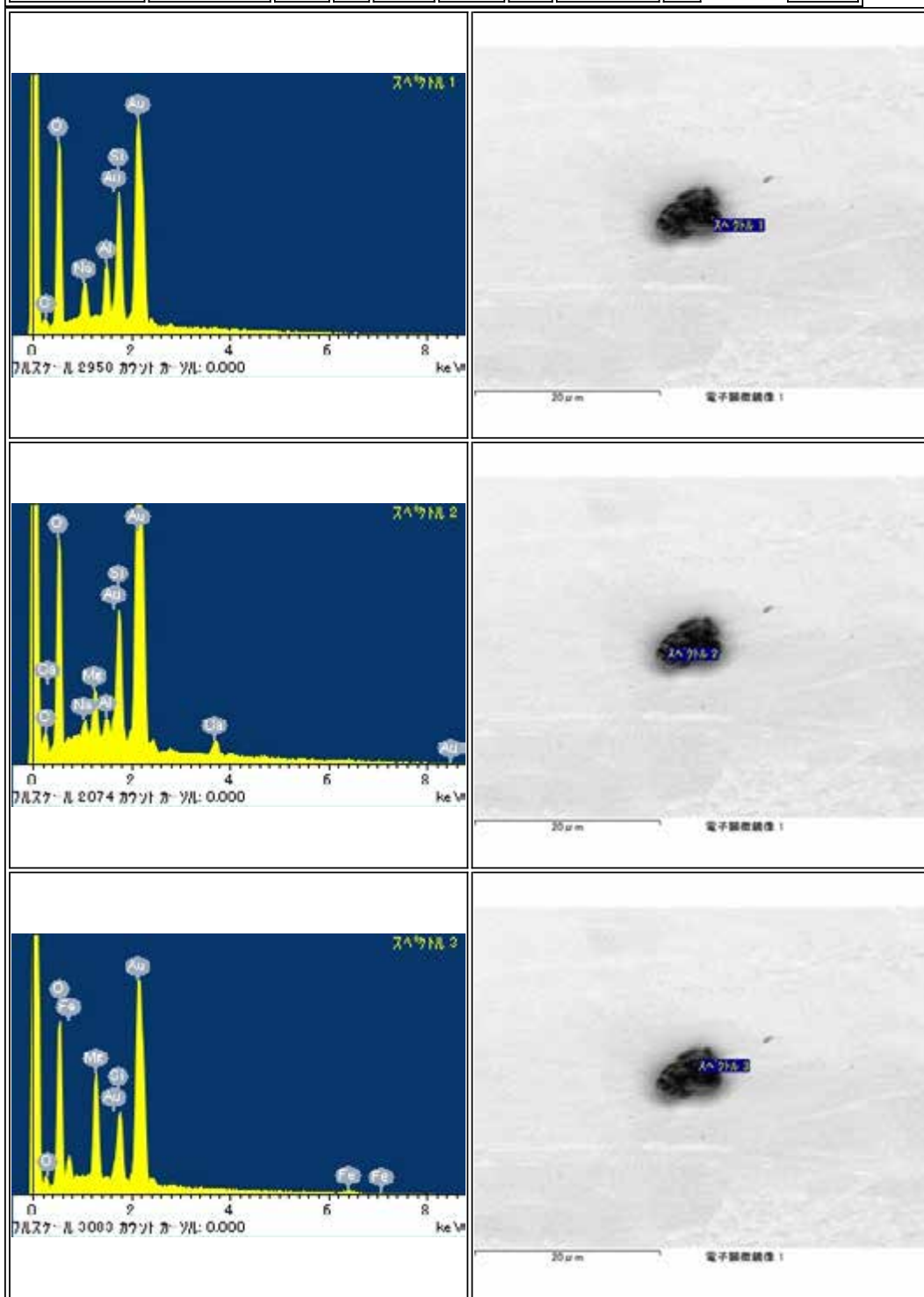






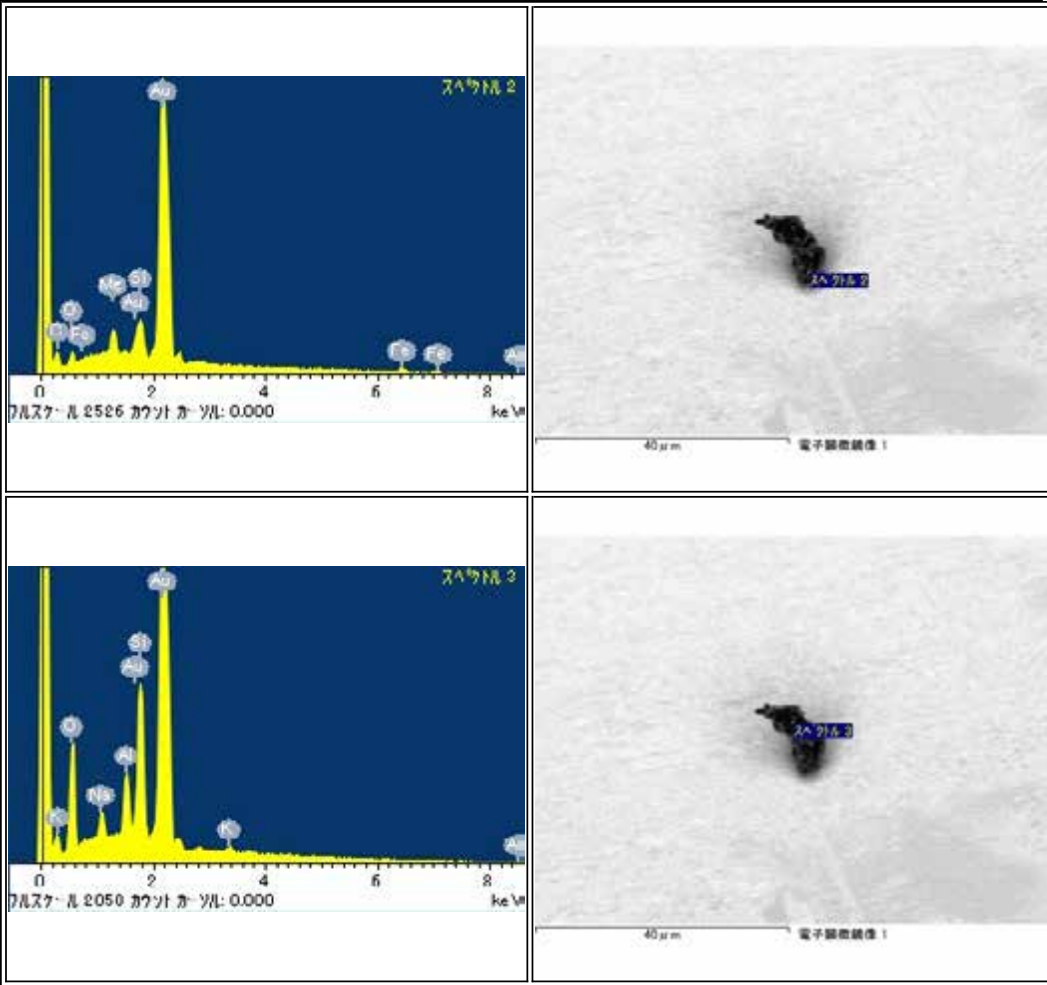
RA-QD02-0136-16

Parent	Status	Date	Size	Transfer	Category	Phase	InitialAnalysis	label	References	Comment
RA-QD02-0136-01	Curation SG03h5	120515	8μm	SG03h5	1	pl,ol	SEM	-		-



RA-QD02-0136-18


Parent	Status	Date	Size	Transfer	Category	Phase	InitialAnalysis	label	References	Comment
RA-QD02-0136-01	Curation SG03h3-4	120515	14μm	SG03h3-4	1	lpX,K-fltd	SEM	-		-



RA-QD02-0137


Parent	Status	Date	Size	Transfer	Category	Phase	InitialAnalysis	label	References	Comment
-	NASA	120924	26µm	SG03h1,ICF70-001_SGf0021-LC,NASA	1	ol,lp,pl	SEM	NASA		sent from SG03h1

<p>スベウ線1</p> <p>71157- 凡 1034 カウンタ カリ: 0.000 KeV</p>	<p>スベウ線1</p> <p>50µm 電子顕微鏡像1</p>
<p>スベウ線2</p> <p>71157- 凡 2420 カウンタ カリ: 0.000 KeV</p>	<p>スベウ線2</p> <p>50µm 電子顕微鏡像1</p>
<p>スベウ線3</p> <p>71157- 凡 1002 カウンタ カリ: 0.000 KeV</p>	<p>スベウ線3</p> <p>50µm 電子顕微鏡像1</p>



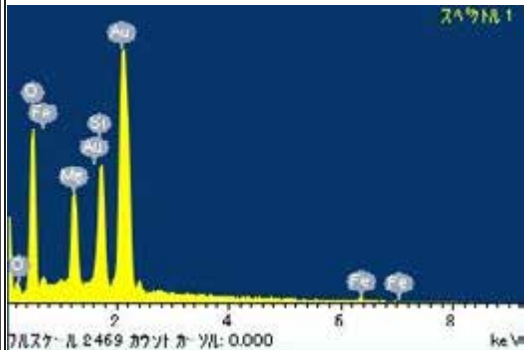

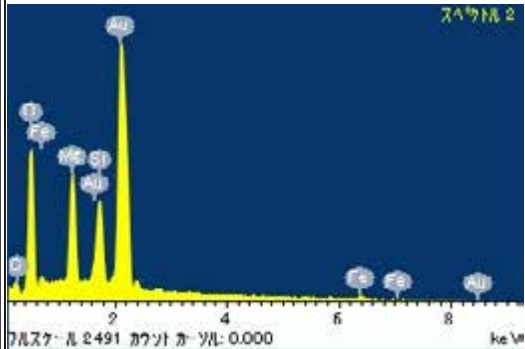

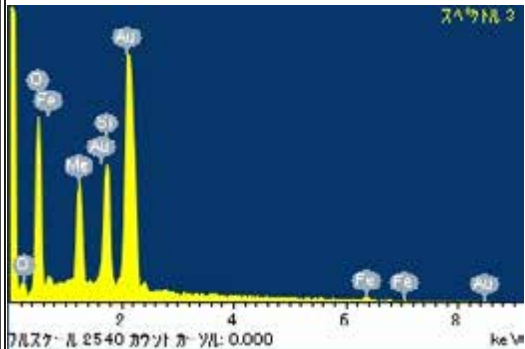



RA-QD02-0138

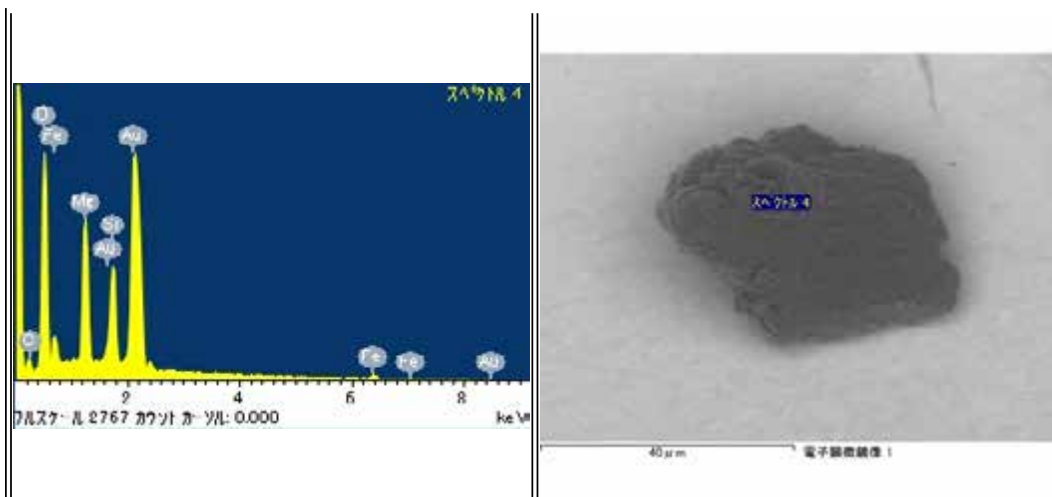
Parent	Status	Date	Size	Transfer	Category	Phase	InitialAnalysis	label	References	Comment
-	Tokyo Univ	121119	49μm	SG03f9,ICF70-025_SGf0017_s3,Tokyo Univ	1	ol.pl	SEM	AO_Mikouchi		sent from SG03f9



RA-QD02-0143

Parent	Status	Date	Size	Transfer	Category	Phase	InitialAnalysis	label	References	Comment
-	NASA	111212	49µm	SG03i1,ICF70-020_SGf0010-C,NASA	1	lpx.ol	SEM	NASA		-

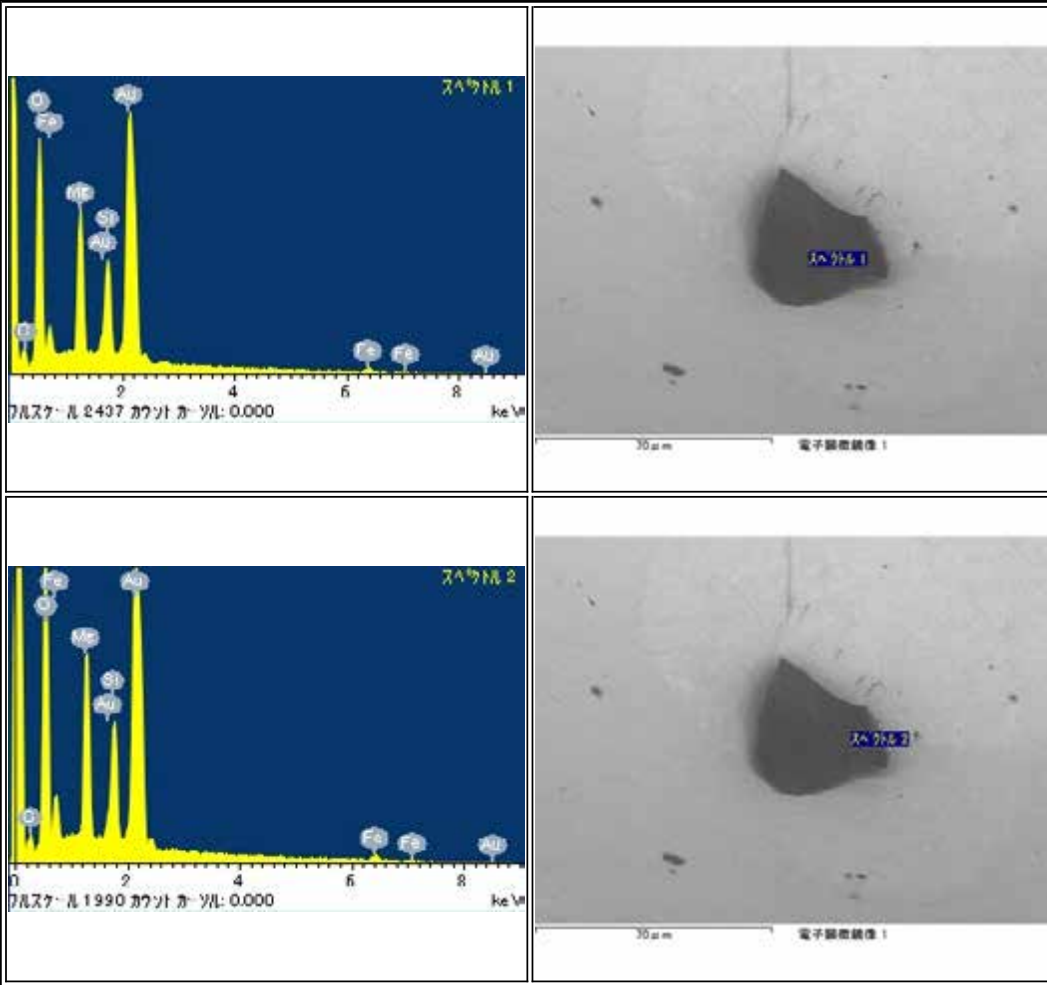
	
	
	
	





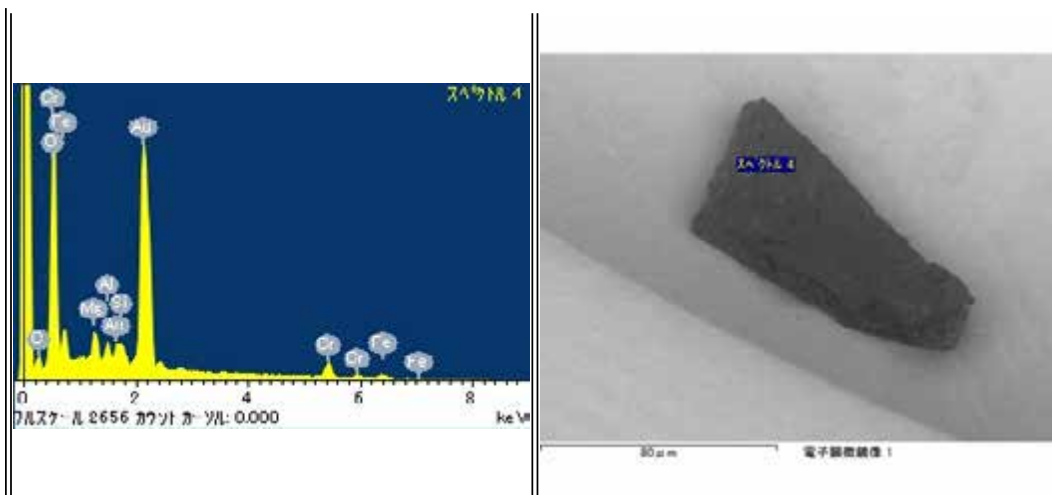
RA-QD02-0144

Parent	Status	Date	Size	Transfer	Category	Phase	InitialAnalysis	label	References	Comment
-	Tokyo Univ	120928	54µm	SGaa9,Au10s6,NagaoHolderS3,Tokyo Univ	1	ol	SEM	AO_Nagao		sent from SG03i2




RA-QD02-0148

Parent	Status	Date	Size	Transfer	Category	Phase	InitialAnalysis	label	References	Comment
-	Curation SG03i3	120515	110μm	SG03i3	2	ol,chl	SEM	CU1		-

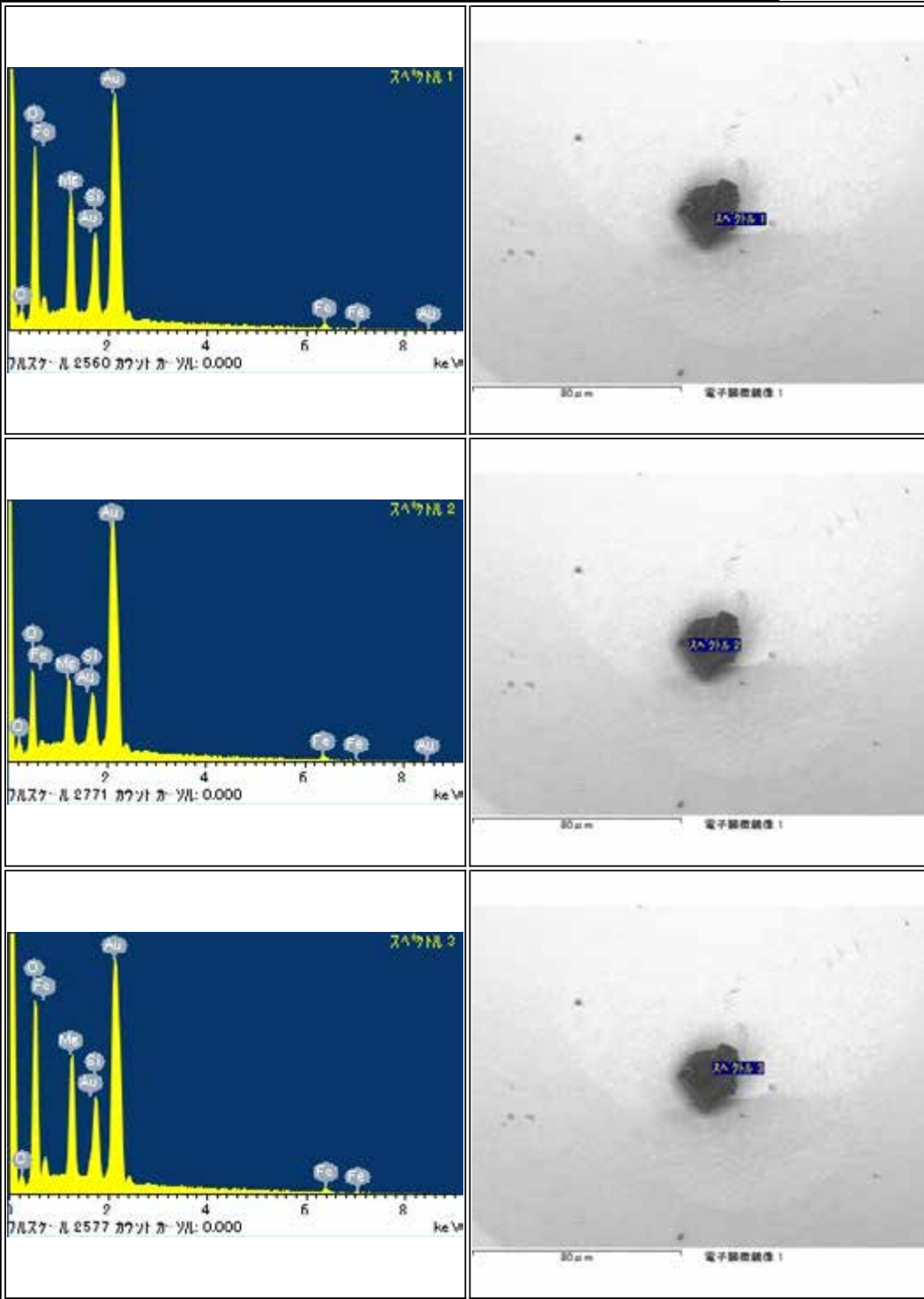
RA-QD02-0149

Parent	Status	Date	Size	Transfer	Category	Phase	InitialAnalysis	label	References	Comment
-	Curation SG03i8	120515	51µm	SG03i8	1	ol	SEM	-	-	-

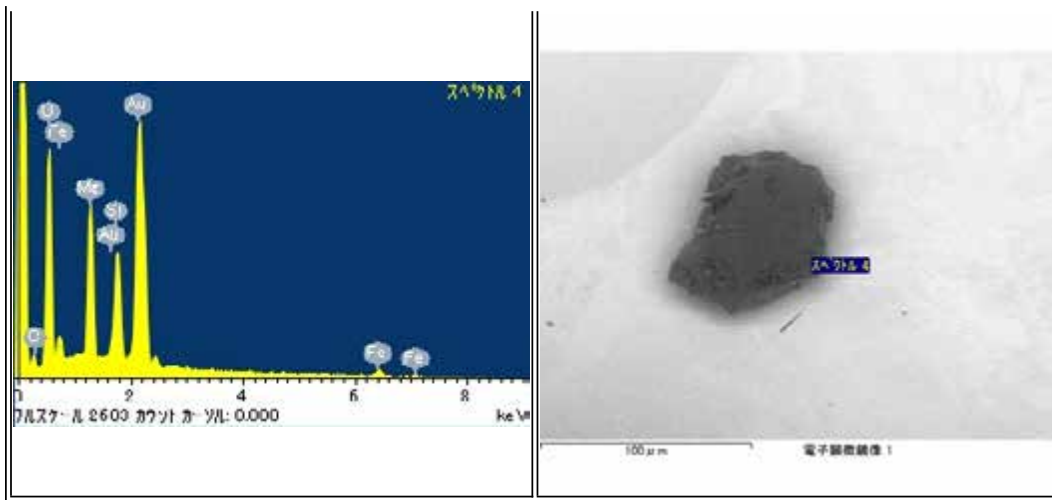
RA-QD02-0150

Parent	Status	Date	Size	Transfer	Category	Phase	InitialAnalysis	label	References	Comment
-	Curation SG03i9	120515	29μm	SG03i9	1	ol	SEM	-	-	-



RA-QD02-0151


Parent	Status	Date	Size	Transfer	Category	Phase	InitialAnalysis	label	References	Comment
-	NASA	111214	87µm	SG08a3,ICF70-003_SGf0023-LC,NASA	1	ol,pl	SEM	NASA		-



RA-QD02-0152

Parent	Status	Date	Size	Transfer	Category	Phase	InitialAnalysis	label	References	Comment
-	Curation SG08a7	120515	56µm	SG08a7	1	ol,hpx	SEM	-	-	-







RA-QD02-0155


Parent	Status	Date	Size	Transfer	Category	Phase	InitialAnalysis	label	References	Comment
-	NASA	111208	44μm	SG08c0,ICF70-015_SGf0005-C,NASA	1	lpx	SEM	NASA	-	-

<p>パルス・凡 2707 カウンタ カ- ヲ 別: 0.000</p>	<p>30 μm 電子顕微鏡像 1</p>
<p>パルス・凡 2902 カウンタ カ- ヲ 別: 0.000</p>	<p>30 μm 電子顕微鏡像 1</p>
<p>パルス・凡 2776 カウンタ カ- ヲ 別: 0.000</p>	<p>30 μm 電子顕微鏡像 1</p>

RA-QD02-0156

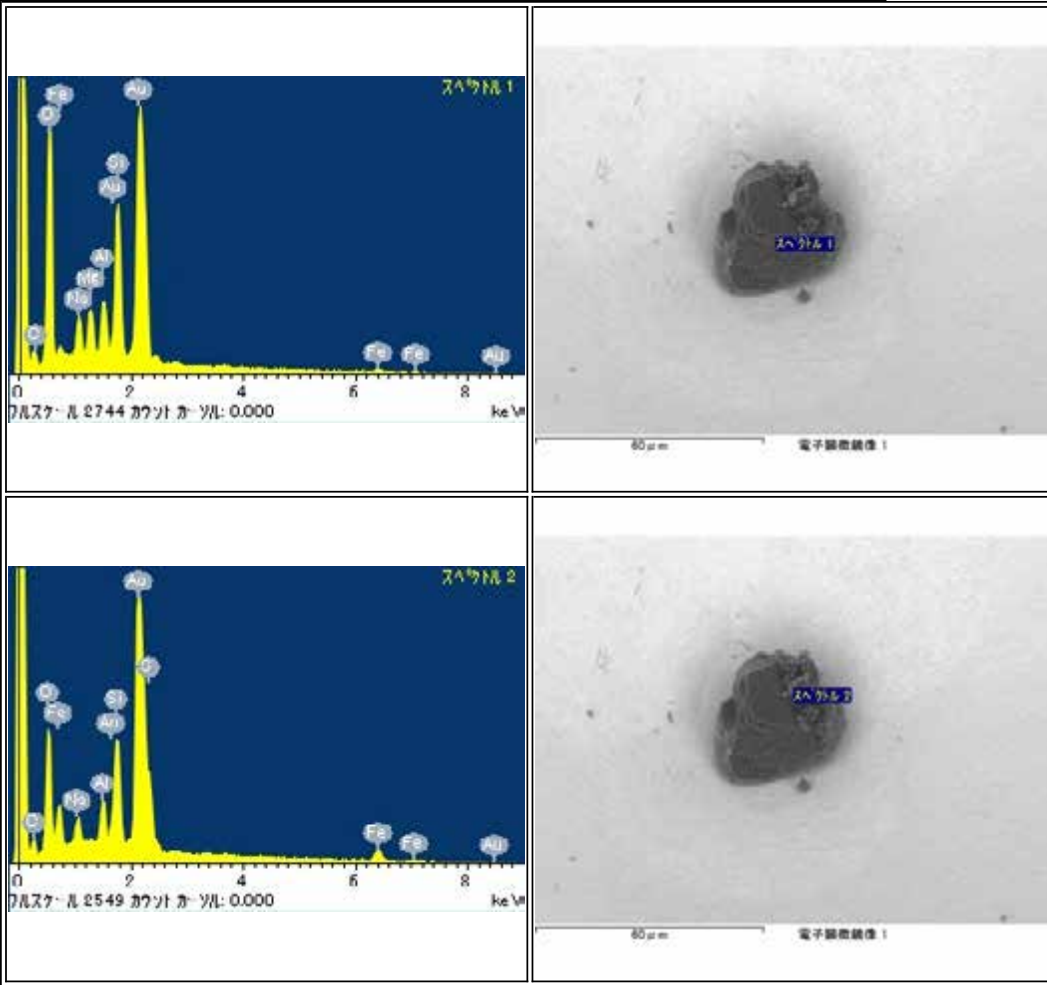
Parent	Status	Date	Size	Transfer	Category	Phase	InitialAnalysis	label	References	Comment
-	Tohoku Univ	120920	37µm	SG08a9,SG16a2,Tohoku Univ	1	ol.pl	SEM	AO_Nakamura		sent from SG08a9





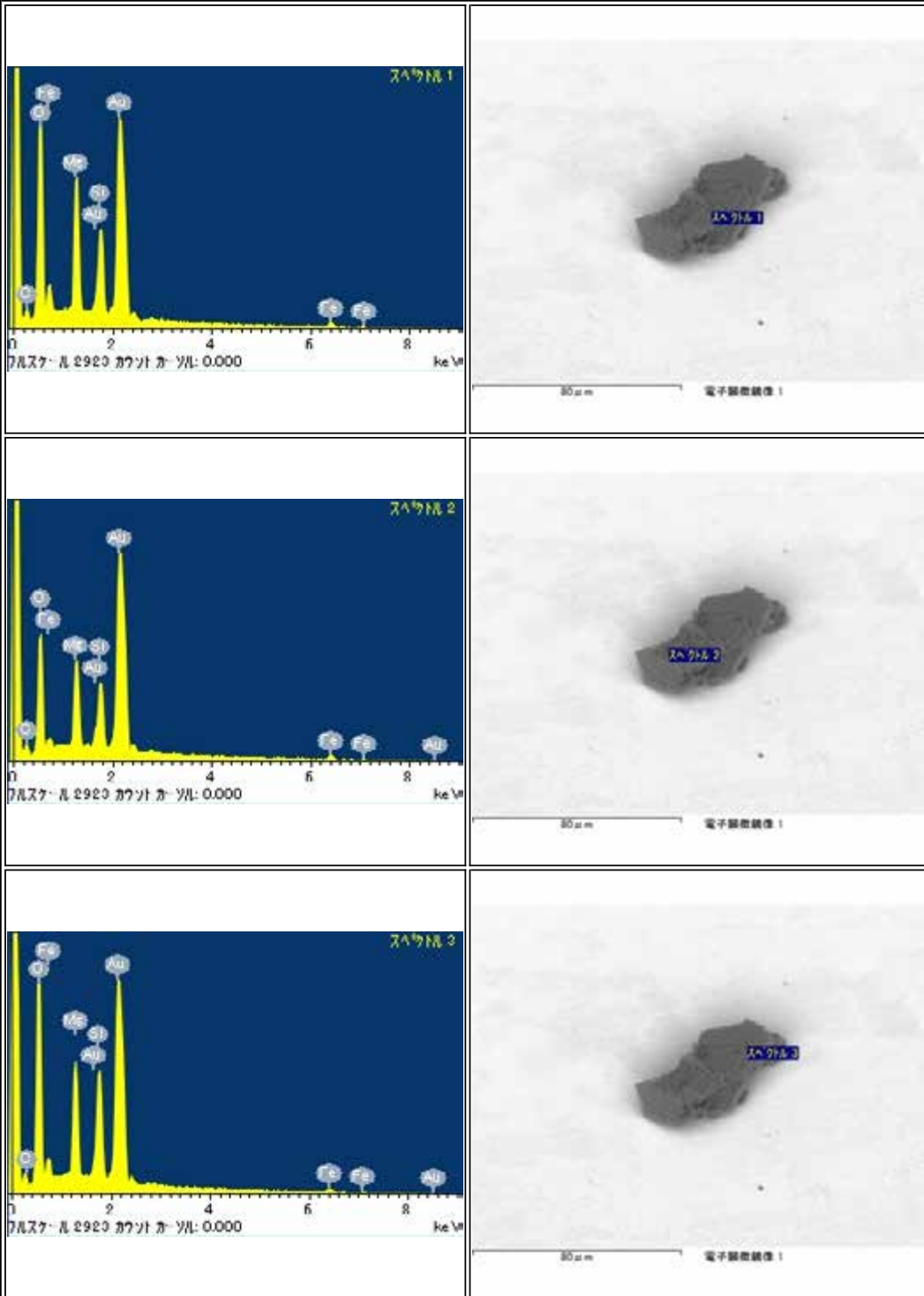
RA-QD02-0157

Parent	Status	Date	Size	Transfer	Category	Phase	InitialAnalysis	label	References	Comment
-	Curation SG08a5	120515	38μm	SG08a5	2	pl	SEM	-	-	-




RA-QD02-0158

Parent	Status	Date	Size	Transfer	Category	Phase	InitialAnalysis	label	References	Comment
-	Manchester Univ	120807	64μm	SG08b4,ICF70-026-SGf0018-1,Manchester Univ	1	ol	SEM	AO_Busemann		sent from SG08b4



RA-QD02-0159

Parent	Status	Date	Size	Transfer	Category	Phase	InitialAnalysis	label	References	Comment
-	Curation SG08c4	120515	35µm	SG08c4	1	ol	SEM	-	-	-



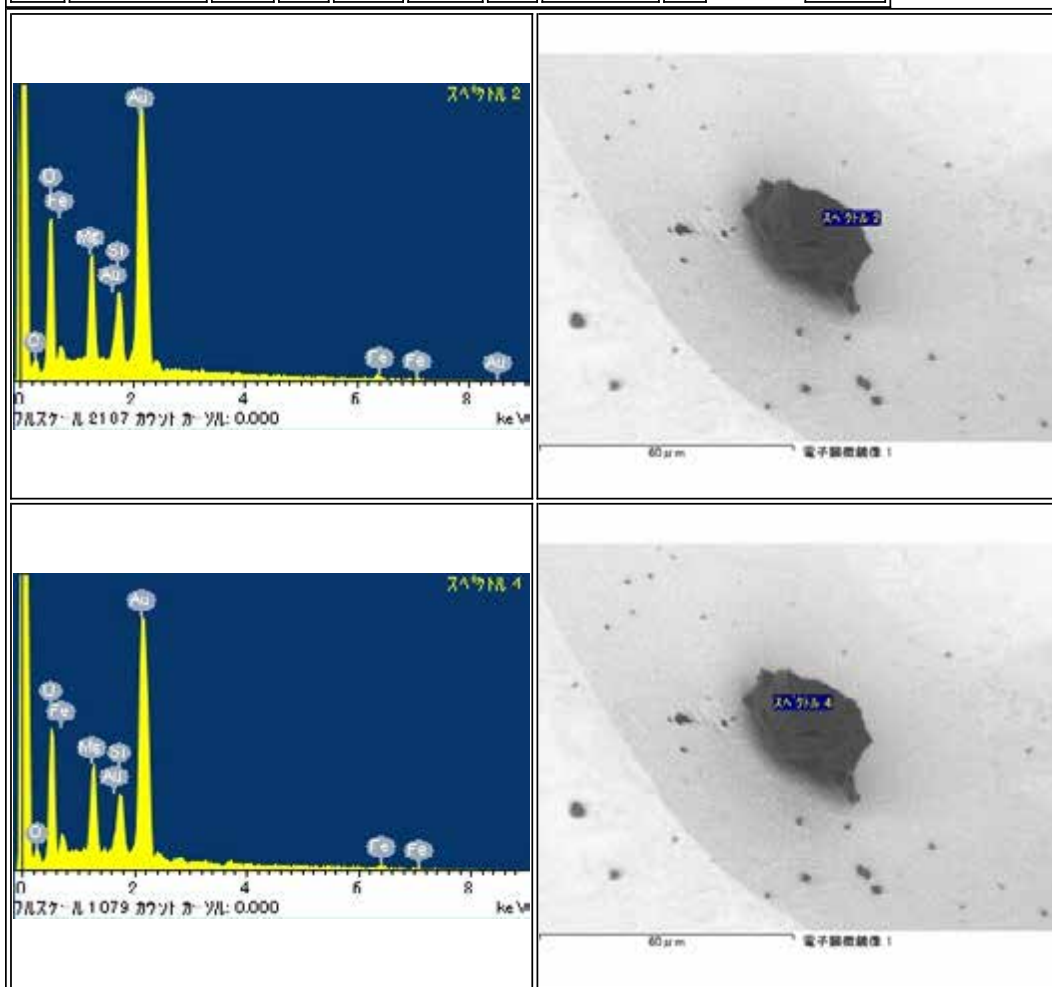
RA-QD02-0160

Parent	Status	Date	Size	Transfer	Category	Phase	InitialAnalysis	label	References	Comment
-	Tokyo Univ	121101	45μm	SG08c6,Au10s5,NagaoHolderS1,Tokyo Univ	1	ol	SEM	AO_Nagao		-



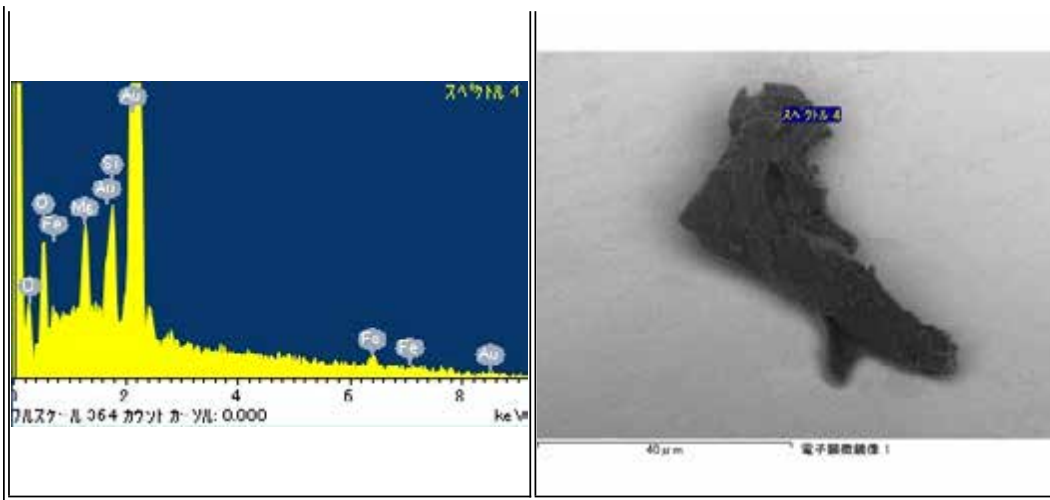

RA-QD02-0161

Parent	Status	Date	Size	Transfer	Category	Phase	InitialAnalysis	label	References	Comment
-	Curation SG08c8	120515	41µm	SG08c8	1	ol	SEM	-	-	-




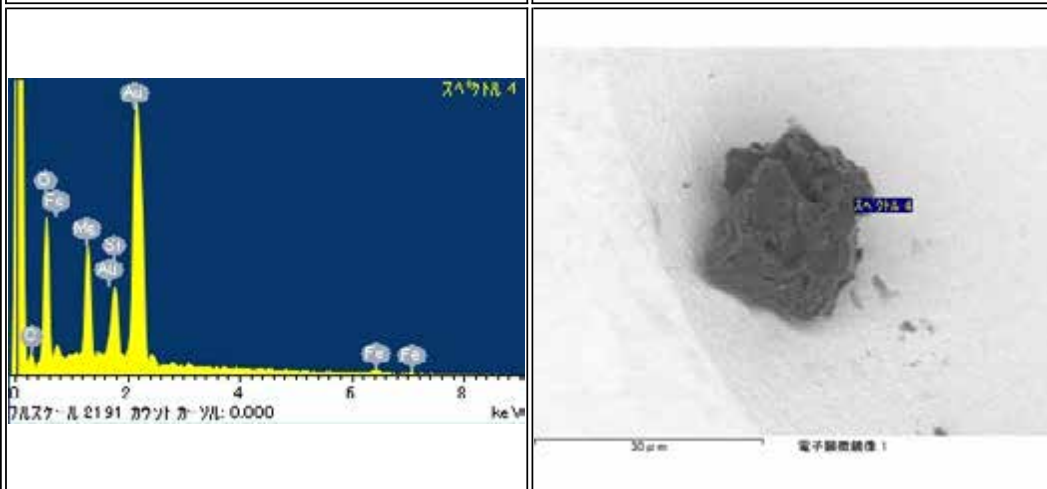


RA-QD02-0162

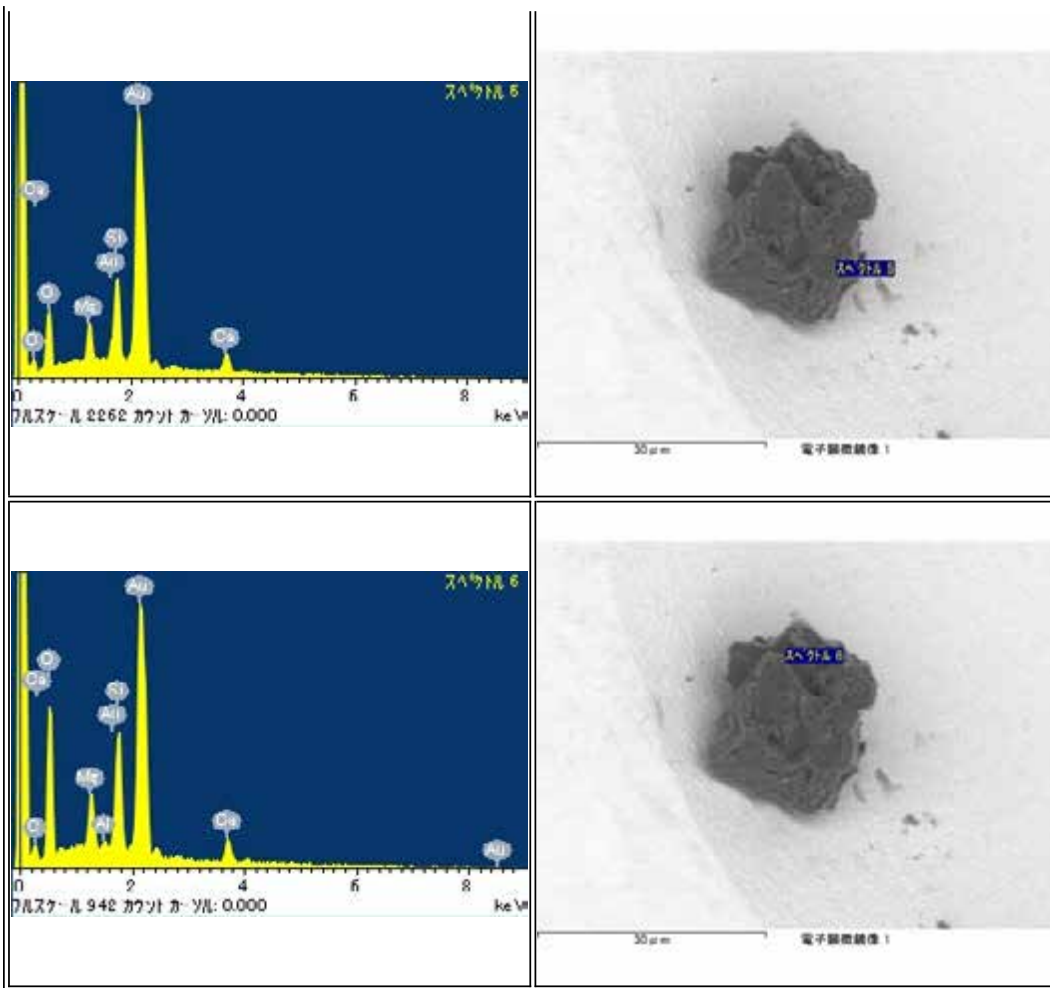
Parent	Status	Date	Size	Transfer	Category	Phase	InitialAnalysis	label	References	Comment
-	Open Univ	120918	59μm	SG08c2,ICF34-003-SGaa3,Open Univ	1	lpx,ol	SEM	AO_Grady		sent from SG08c2

RA-QD02-0163


Parent	Status	Date	Size	Transfer	Category	Phase	InitialAnalysis	label	References	Comment
-	IPAG-PLANETO	120706	30μm	SG08e1,ICF34-002-SGaa6,IPAG-PLANETO	1	hpx,ol,Al	SEM	AO_England		sent from SG08e1





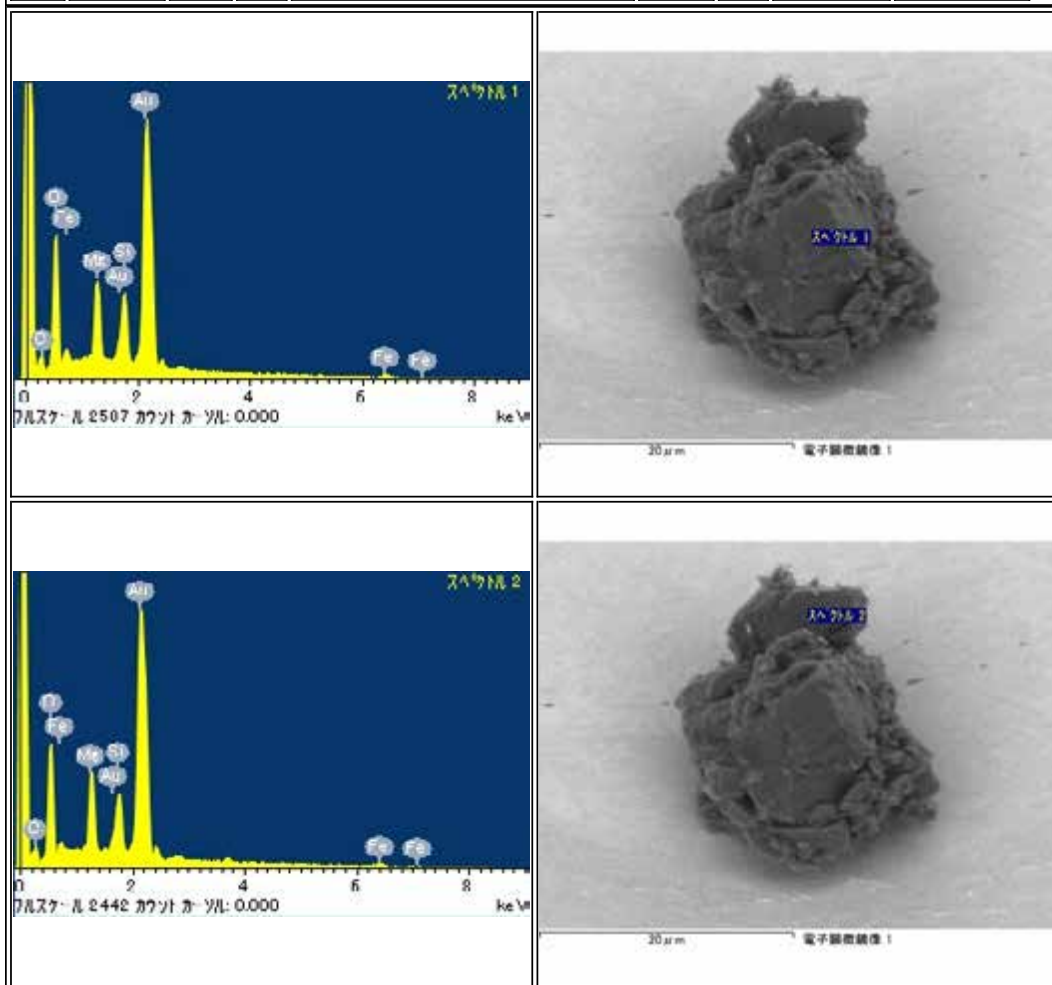
RA-QD02-0164

Parent	Status	Date	Size	Transfer	Category	Phase	InitialAnalysis	label	References	Comment
-	Curation SG08e5	120515	45μm	SG08e5	2	lpx,hpx,FeNi	SEM	-	-	-



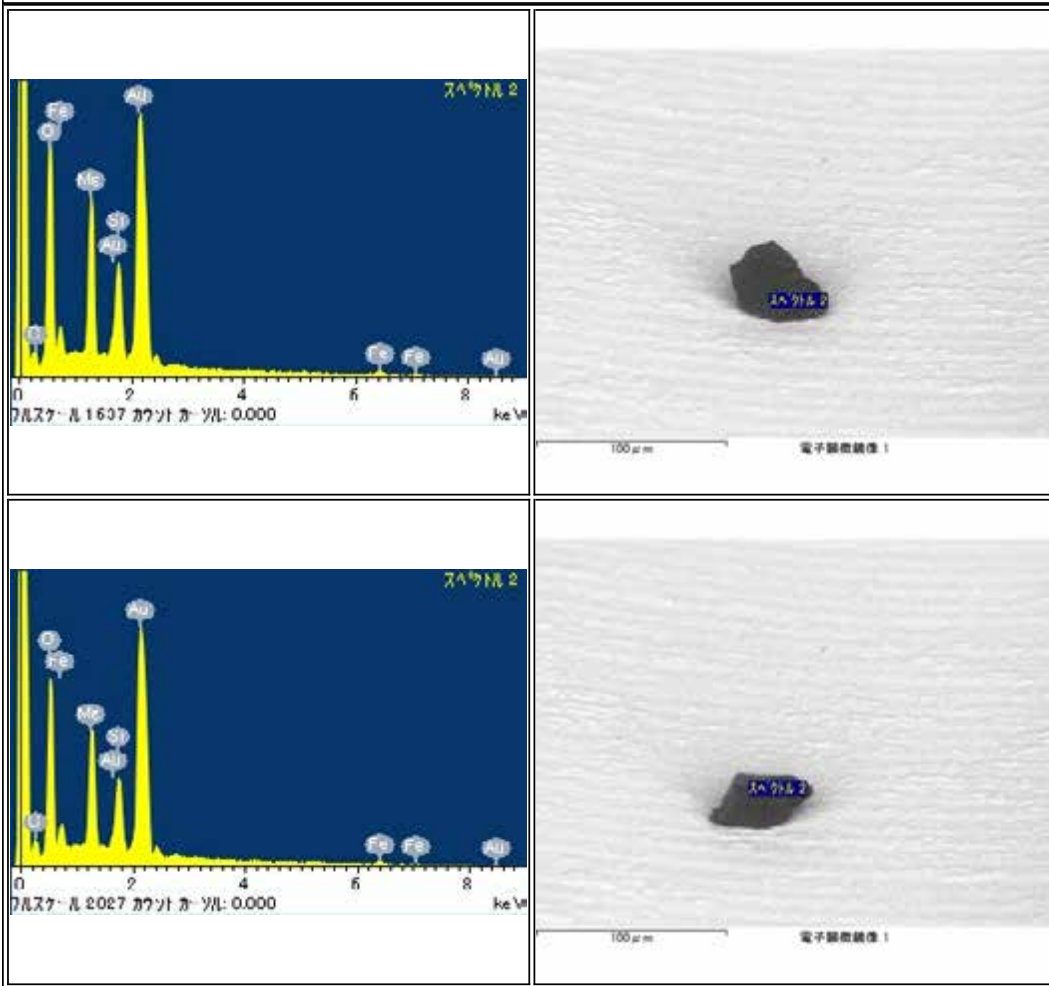
RA-QD02-0165

Parent	Status	Date	Size	Transfer	Category	Phase	InitialAnalysis	label	References	Comment
-	Kyoto Univ	120614	25µm	SG08e3,ICF70-021_SGf0012-1,Kyoto Univ	1	ol	SEM	AO_Tsuchiyama		sent from SG08e3



RA-QD02-0167

Parent	Status	Date	Size	Transfer	Category	Phase	InitialAnalysis	label	References	Comment
-	Max-Planck	120625	47μm	SG08e7,ICF70-022_SGf0014_s1,Max-Planck	1	ol	SEM	AO_Fujiya		-






RA-QD02-0168-1

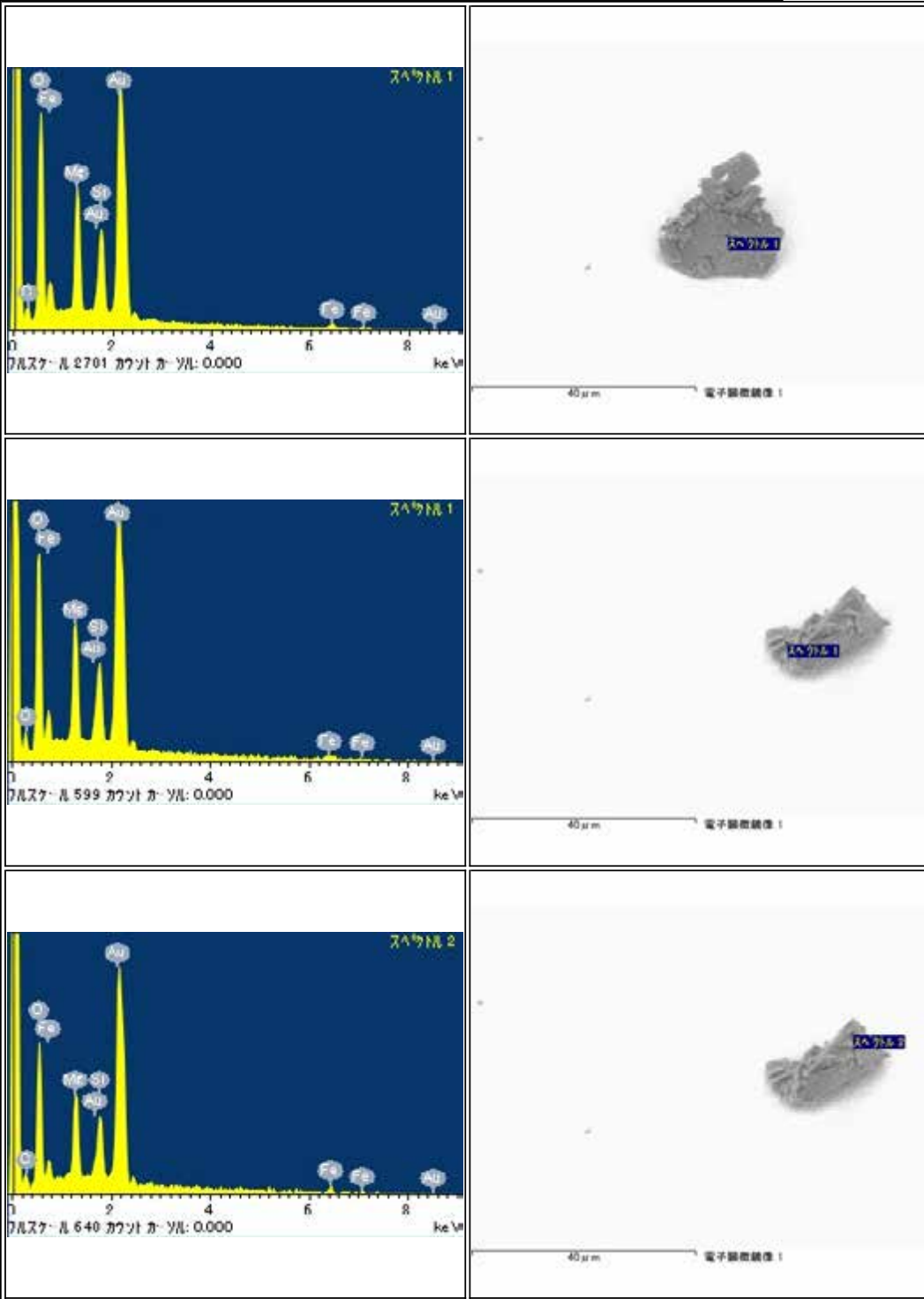
Parent	Status	Date	Size	Transfer	Category	Phase	InitialAnalysis	label	References	Comment
-	Curation SG08g4	120515	38µm	SG08g4	1	ol,pl	SEM	-	-	-

<p>スเปクトル 1</p> <p>0 2 4 6 8 keV</p> <p>7月26日 2620 カウント カリ: 0.000</p>	<p>スプレッド 1</p> <p>60µm 電子顕微鏡像 1</p>
<p>スเปクトル 2</p> <p>0 2 4 6 8 keV</p> <p>7月26日 2440 カウント カリ: 0.000</p>	<p>スプレッド 2</p> <p>60µm 電子顕微鏡像 1</p>
<p>スเปクトル 3</p> <p>0 2 4 6 8 keV</p> <p>7月10日 1027 カウント カリ: 0.000</p>	<p>スプレッド 3</p> <p>60µm 電子顕微鏡像 1</p>




RA-QD02-0168-2

Parent	Status	Date	Size	Transfer	Category	Phase	InitialAnalysis	label	References	Comment
-	Curation SG08g0	120515	26µm	SG08g0	1	ol	SEM	-	-	-



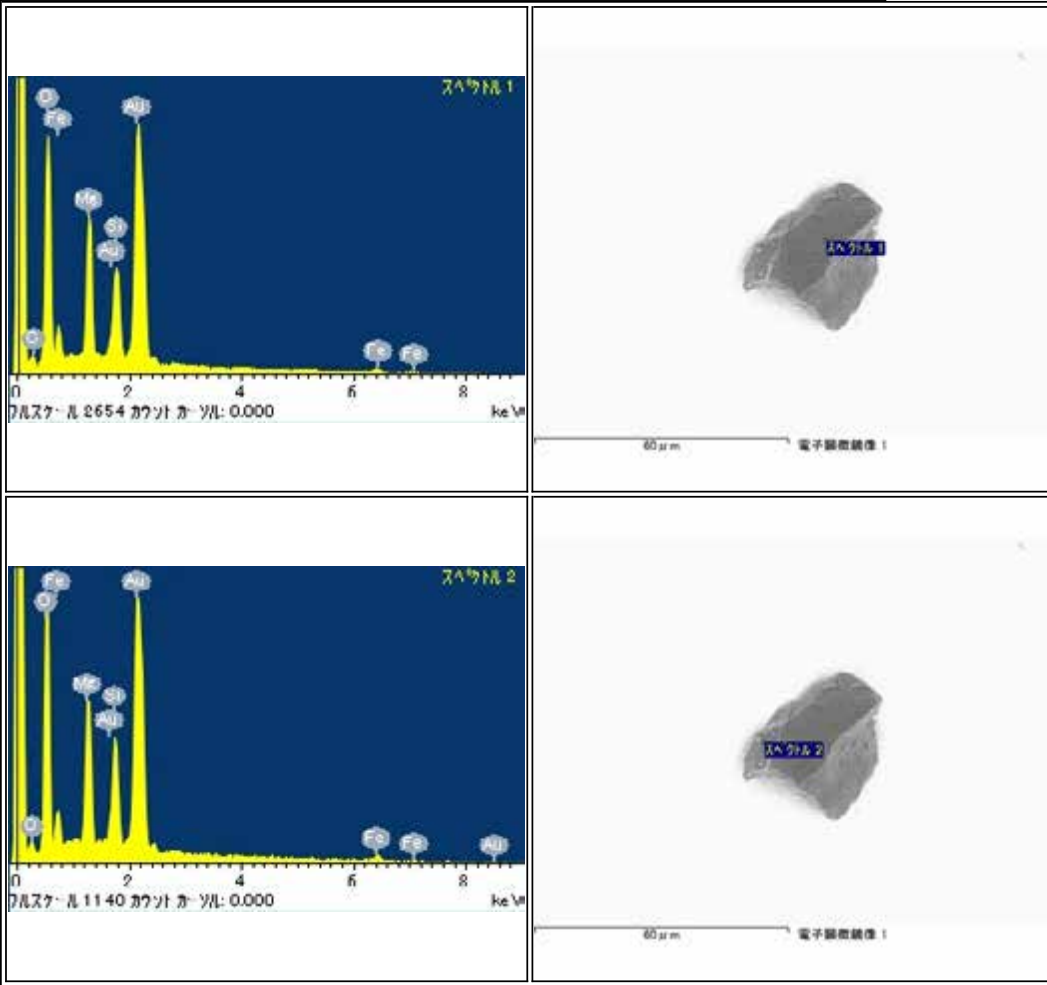
## RA-QD02-0169

Parent	Status	Date	Size	Transfer	Category	Phase	InitialAnalysis	label	References	Comment
-	Curation SG08g6	120515	44μm	SG08g6	1	ol	SEM	-	-	-




RA-QD02-0170

Parent	Status	Date	Size	Transfer	Category	Phase	InitialAnalysis	label	References	Comment
-	Curation SG08e9	120515	38µm	SG08e9	1	ol	SEM	-	-	-



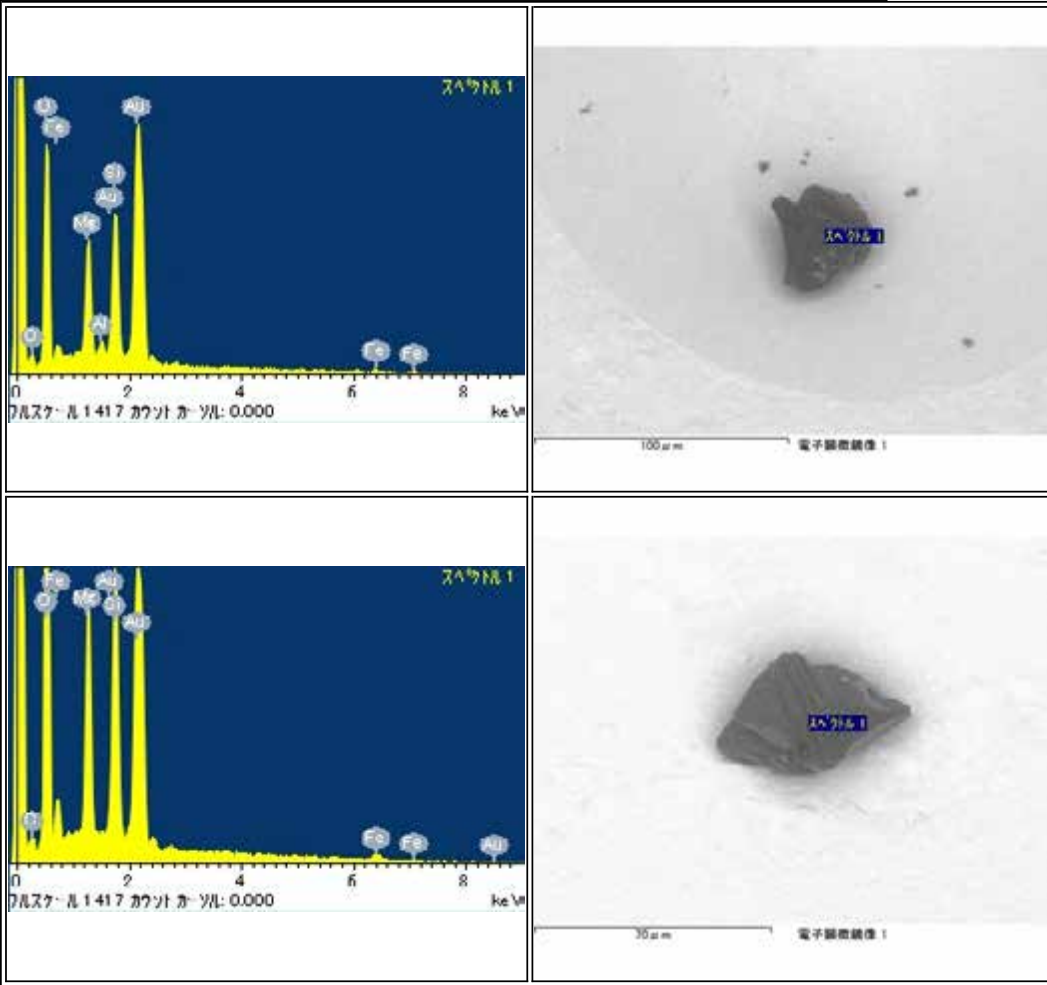
RA-QD02-0171

Parent	Status	Date	Size	Transfer	Category	Phase	InitialAnalysis	label	References	Comment
-	Curation SG08g2	120515	65µm	SG08g2	2	ol,hpx,FeNi	SEM	-	-	-




RA-QD02-0173

Parent	Status	Date	Size	Transfer	Category	Phase	InitialAnalysis	label	References	Comment
-	Curation SG08g8	120515	62µm	SG08g8	1	lpx	SEM	-	-	-



RA-QD02-0174


Parent	Status	Date	Size	Transfer	Category	Phase	InitialAnalysis	label	References	Comment
-	CRPG-CNRS	120627	54μm	SG08i5_ICF70-024_SGf0016_s1,CRPG-CNRS	1	ol	SEM	AO_Fueri		-





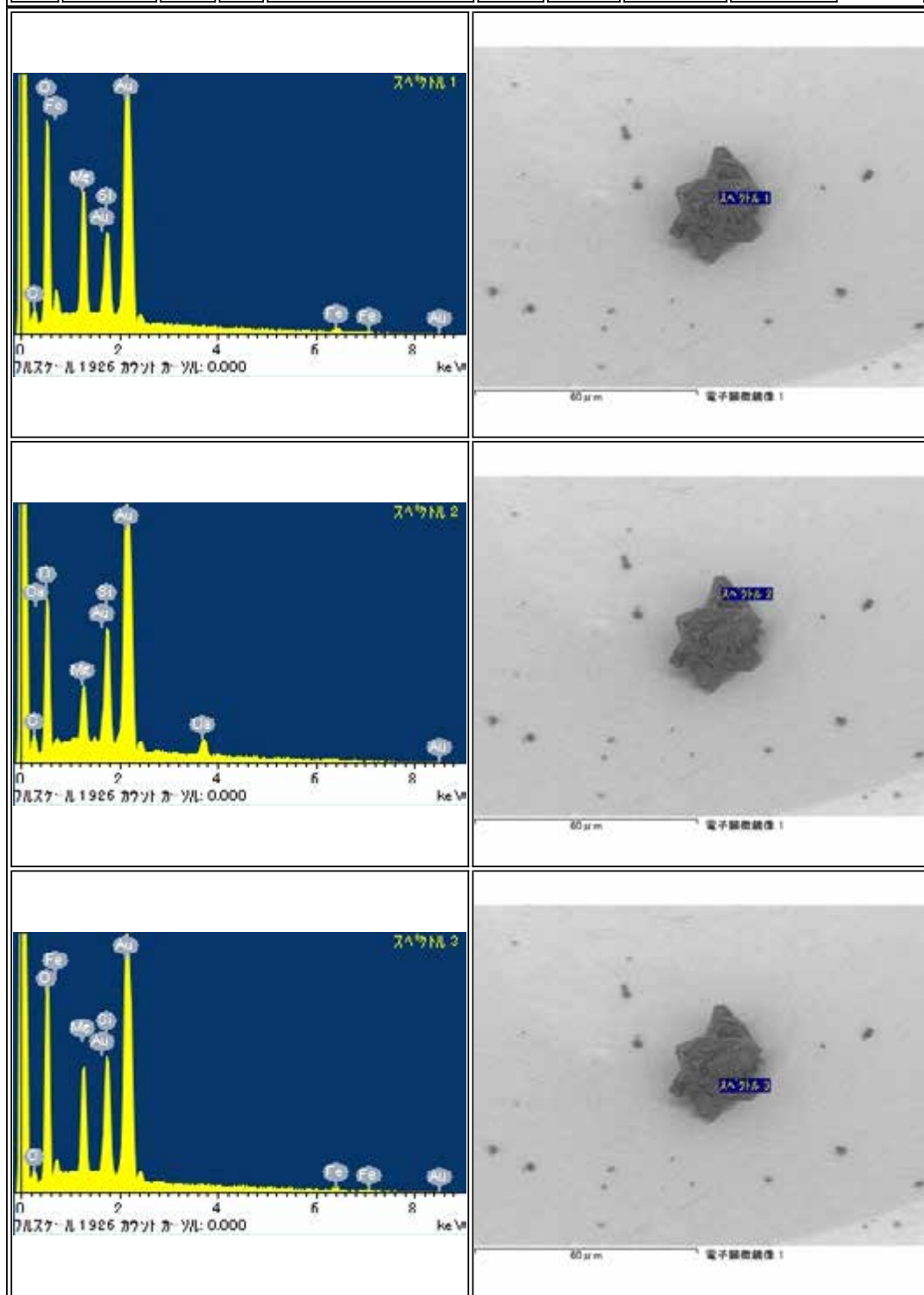
RA-QD02-0175

Parent	Status	Date	Size	Transfer	Category	Phase	InitialAnalysis	label	References	Comment
-	Curation SG08k2	120515	43µm	SG08k2	1	pl,lpx	SEM	-	-	-


## RA-QD02-0176

Parent	Status	Date	Size	Transfer	Category	Phase	InitialAnalysis	label	References	Comment
-	Tohoku Univ	120920	33µm	SG08i9,SG16a0,Tohoku Univ	1	ol,lpx,hpx	SEM	AO_Nakamura		-



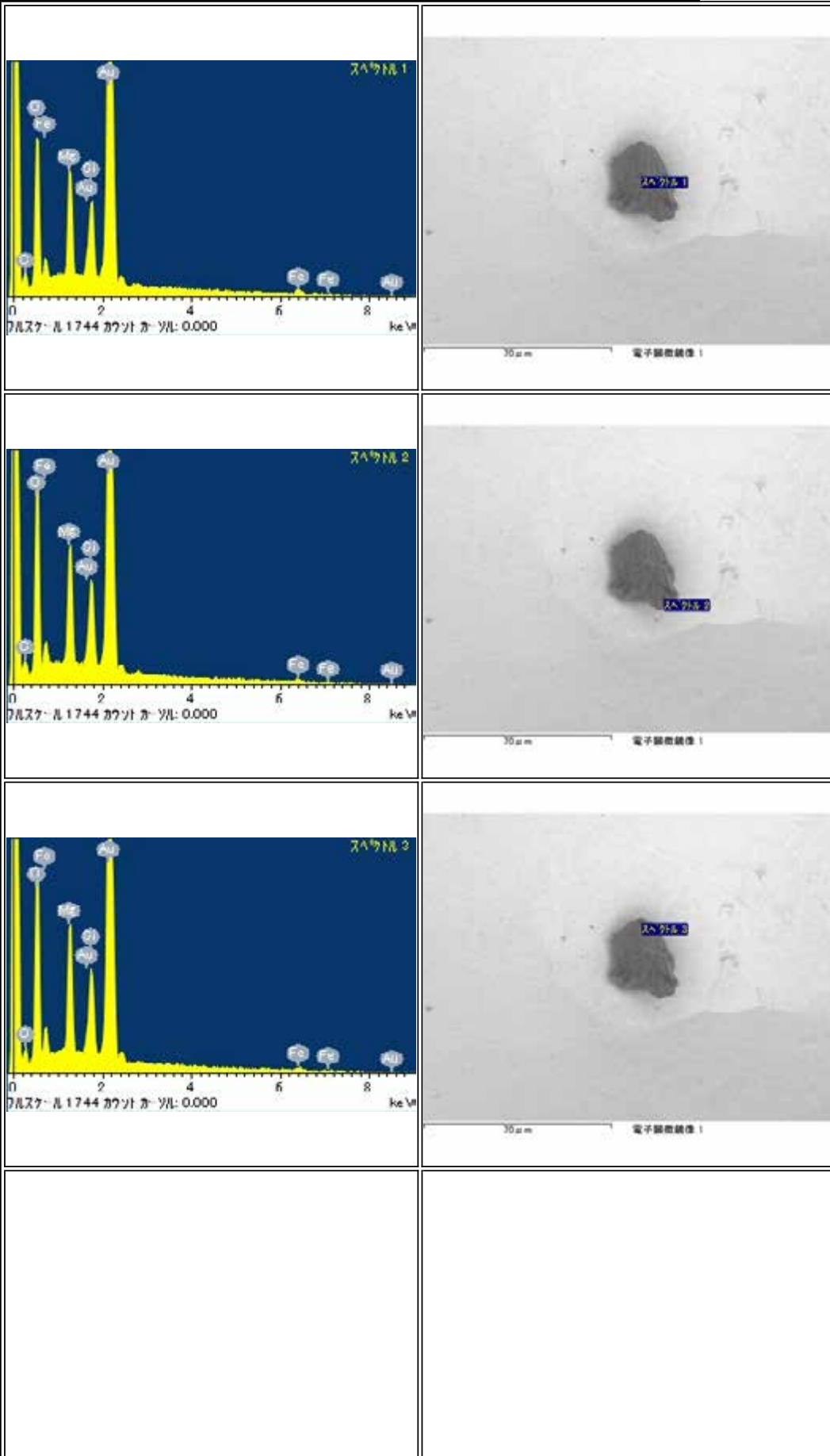
RA-QD02-0177


Parent	Status	Date	Size	Transfer	Category	Phase	InitialAnalysis	label	References	Comment
-	Curation SG08i1	120515	36μm	SG08i1	1	ol	SEM	-	-	-

RA-QD02-0178


Parent	Status	Date	Size	Transfer	Category	Phase	InitialAnalysis	label	References	Comment
-	Curation SG08i7	120515	33μm	SG08i7	1	ol	SEM	-	-	-





RA-QD02-0179


Parent	Status	Date	Size	Transfer	Category	Phase	InitialAnalysis	label	References	Comment
-	Tokyo Univ	121119	50μm	SG09a1,ICF70-025_SG#0017_s4,Tokyo Univ	1	ol.pl	SEM	AO_Mikouchi		-





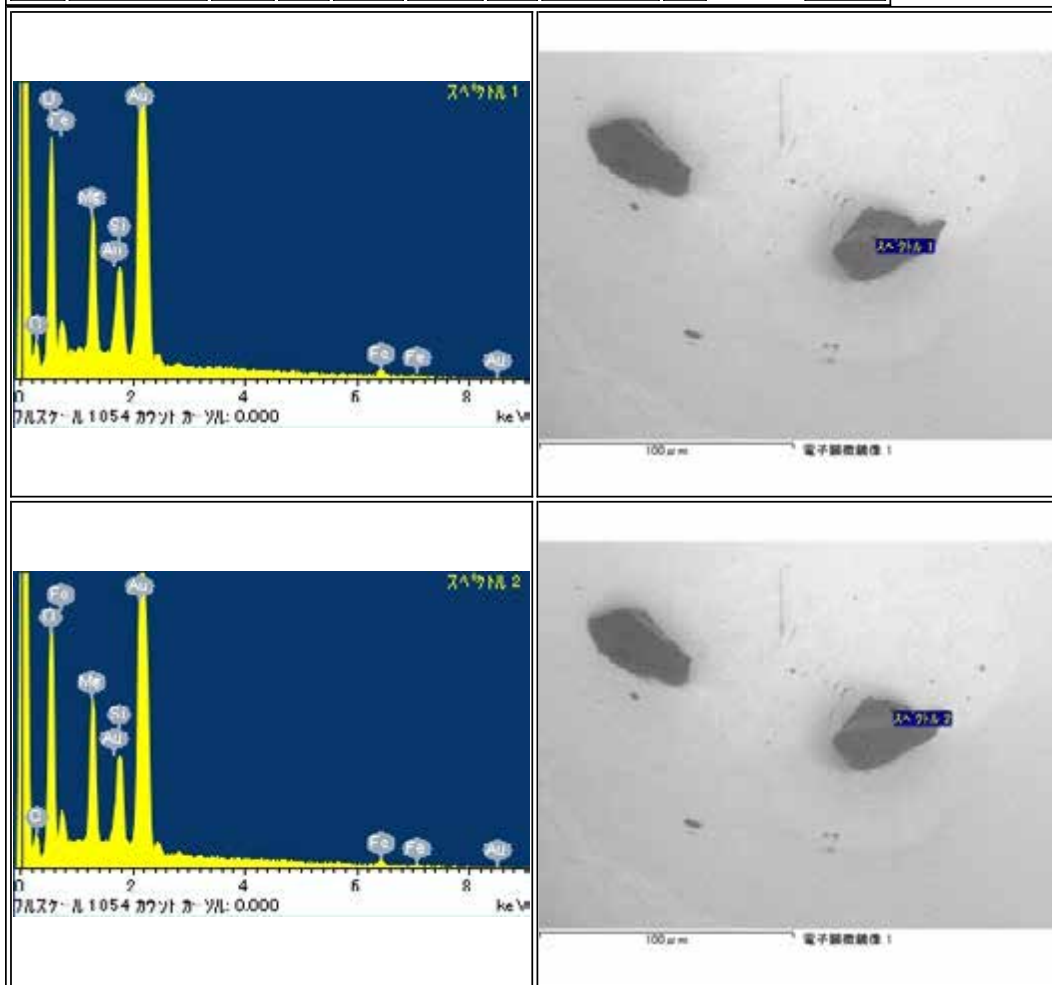
RA-QD02-0184

Parent	Status	Date	Size	Transfer	Category	Phase	InitialAnalysis	label	References	Comment
-	Curation SG13f2	120516	128µm	SG09a1,SG13f2	2	ol,pl,FeNi	SEM	CU1		-

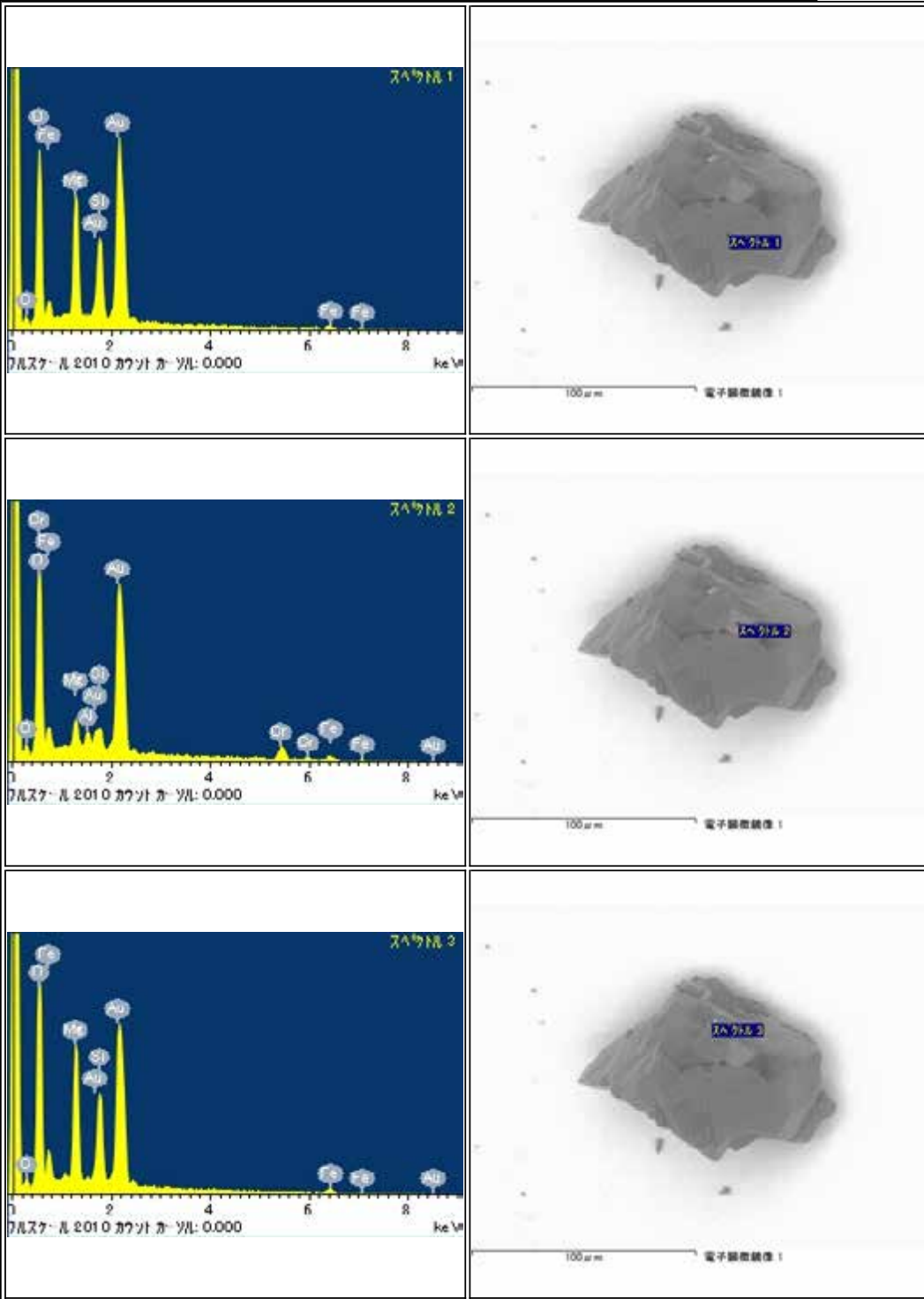
RA-QD02-0185

Parent	Status	Date	Size	Transfer	Category	Phase	InitialAnalysis	label	References	Comment
-	Curation SG09a2	120515	49µm	SG09a2	1	ol	SEM	-	-	-



RA-QD02-0186

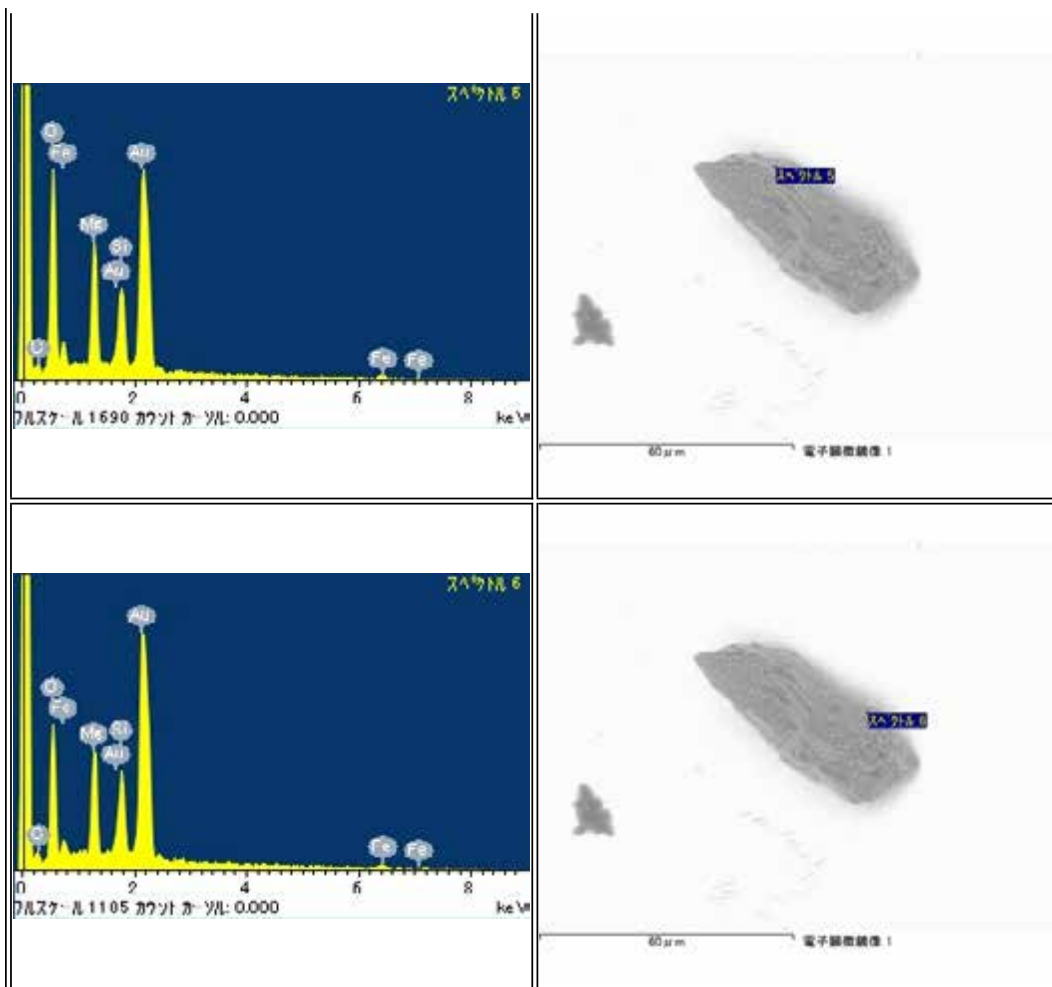
Parent	Status	Date	Size	Transfer	Category	Phase	InitialAnalysis	label	References	Comment
-	Curation SG09a3	120515	127μm	SG09a3	2	ol, chm, ap	SEM	CO		-



RA-QD02-0187


Parent	Status	Date	Size	Transfer	Category	Phase	InitialAnalysis	label	References	Comment
-	Manchester Univ	120807	61 μm	SG09b0,ICF70-026-SGf0018-2,Manchester Univ	1	ol	SEM	AO_Busemann		-

<p>スเปクトル 1</p> <p>0 2 4 6 8 keV</p> <p>パルス数 1006 カウント 0.000</p>	<p>60 μm</p> <p>電子顕微鏡像 1</p>
<p>スเปクトル 2</p> <p>0 2 4 6 8 keV</p> <p>パルス数 1006 カウント 0.000</p>	<p>60 μm</p> <p>電子顕微鏡像 1</p>
<p>スเปクトル 3</p> <p>0 2 4 6 8 keV</p> <p>パルス数 1006 カウント 0.000</p>	<p>60 μm</p> <p>電子顕微鏡像 1</p>



RA-QD02-0188


Parent	Status	Date	Size	Transfer	Category	Phase	InitialAnalysis	label	References	Comment
-	Curation SG13f3	120522	175µm	SG09c2,SG13f3	2	ol,FeNi,tr	SEM	-	-	-



RA-QD02-0189

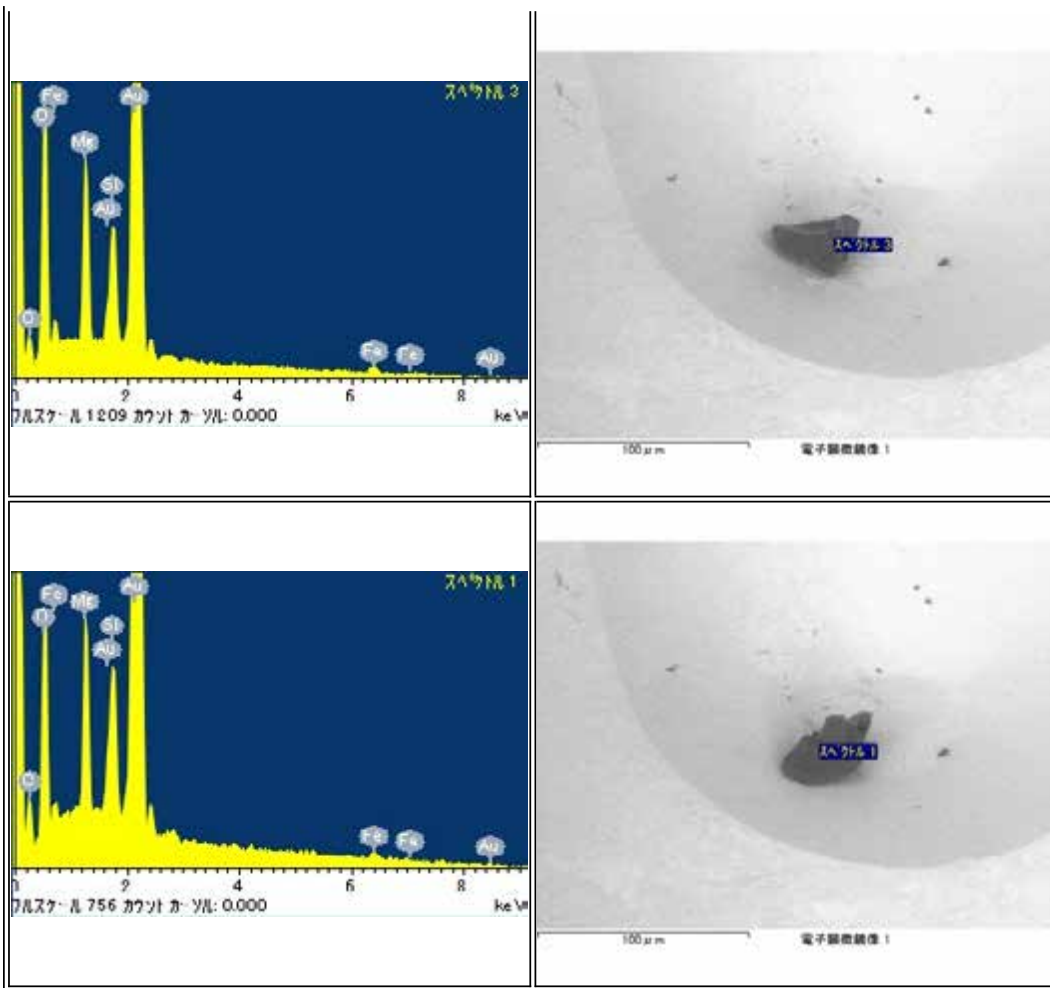
Parent	Status	Date	Size	Transfer	Category	Phase	InitialAnalysis	label	References	Comment
-	Curation SG13d2	120216	54μm	SG09a5,SG13d2	2	ol,pl,tr,FeNi	SEM	CUI		-



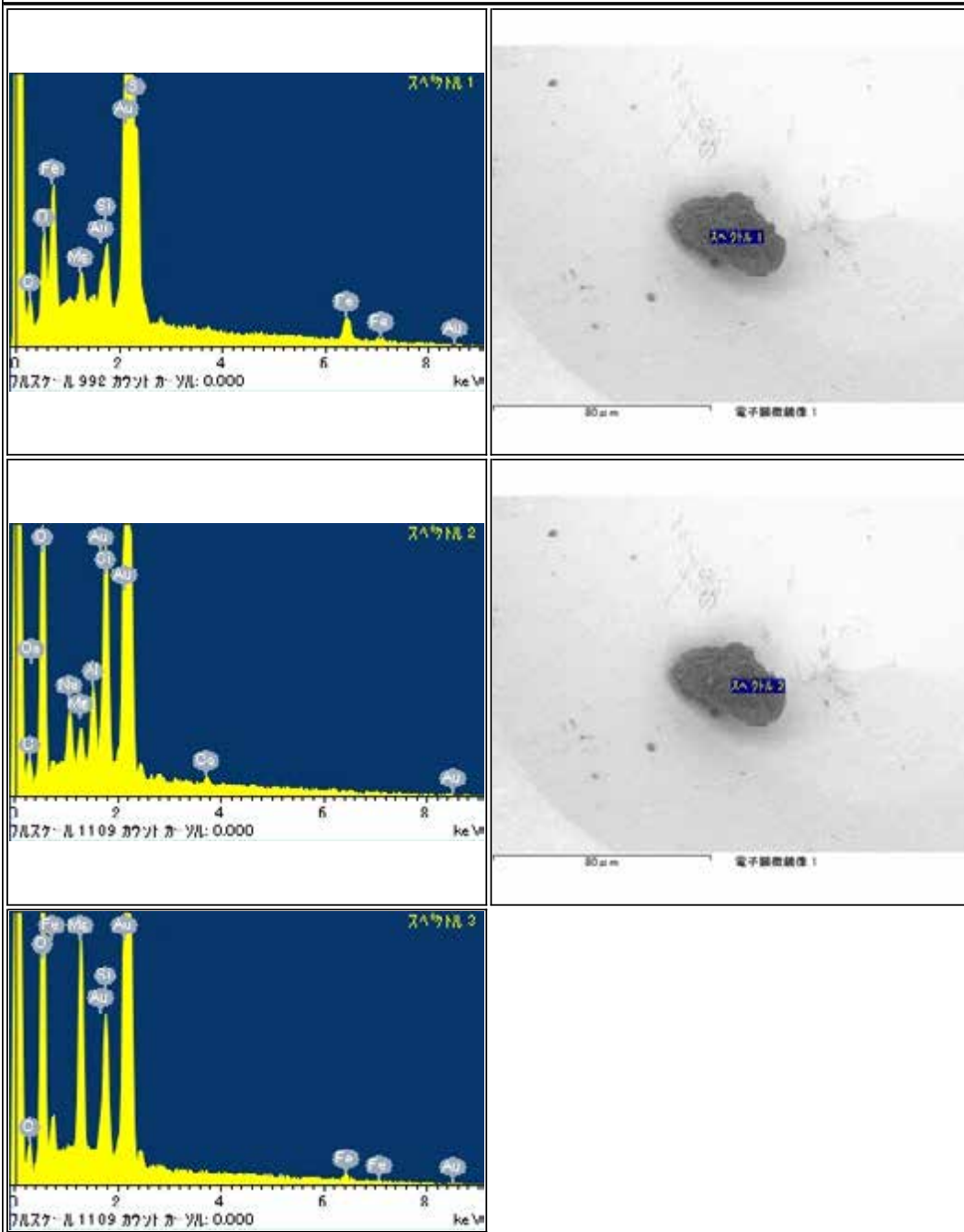
RA-QD02-0191

Parent	Status	Date	Size	Transfer	Category	Phase	InitialAnalysis	label	References	Comment
-	Curation SG13d0	120216	55µm	SG09b1,SG13d0	1	ol	SEM	-	-	-


RA-QD02-0192

Parent	Status	Date	Size	Transfer	Category	Phase	InitialAnalysis	label	References	Comment
-	NASA	111216	46μm	SG09a4,SG09a3,ICF70-006_SGf0026-LC,NASA	2	ol,pl,hpx,tr	SEM	NASA		moved from a4




RA-QD02-0193

Parent	Status	Date	Size	Transfer	Category	Phase	InitialAnalysis	label	References	Comment
-	NASA	111216	48µm	SG09b2,ICF70-005_SGf0025-LC,NASA	1	ol,hpx,pl	SEM	NASA		-



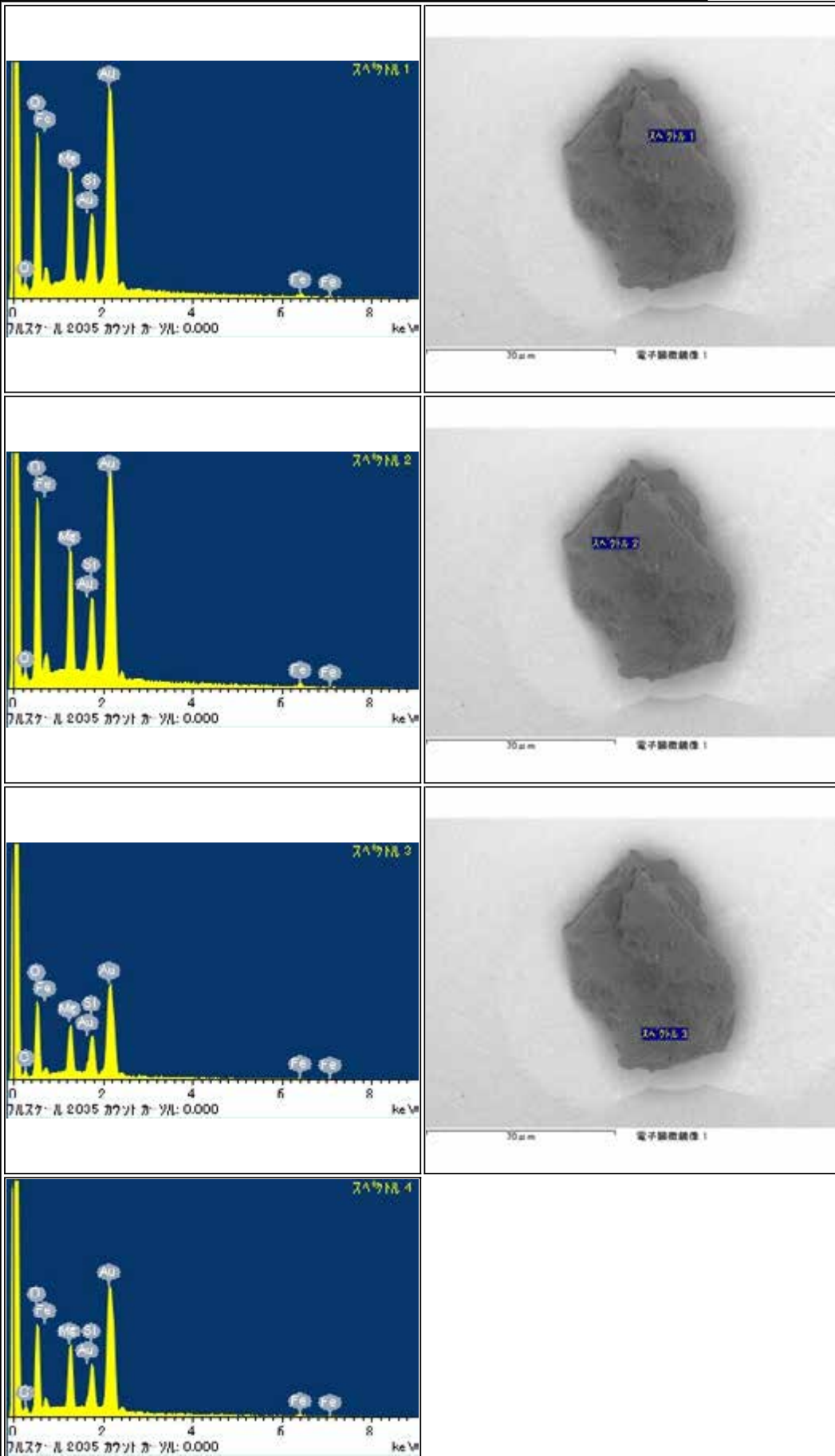
RA-QD02-0194

Parent	Status	Date	Size	Transfer	Category	Phase	InitialAnalysis	label	References	Comment
-	Curation SG09e3	120525	126μm	SG09c3,SG09e3	2	ol,tr	SEM	-	-	-




RA-QD02-0195

Parent	Status	Date	Size	Transfer	Category	Phase	InitialAnalysis	label	References	Comment
-	Curation SG09b4	120515	83µm	SG09b4	2	ol, tr	SEM	-	-	-

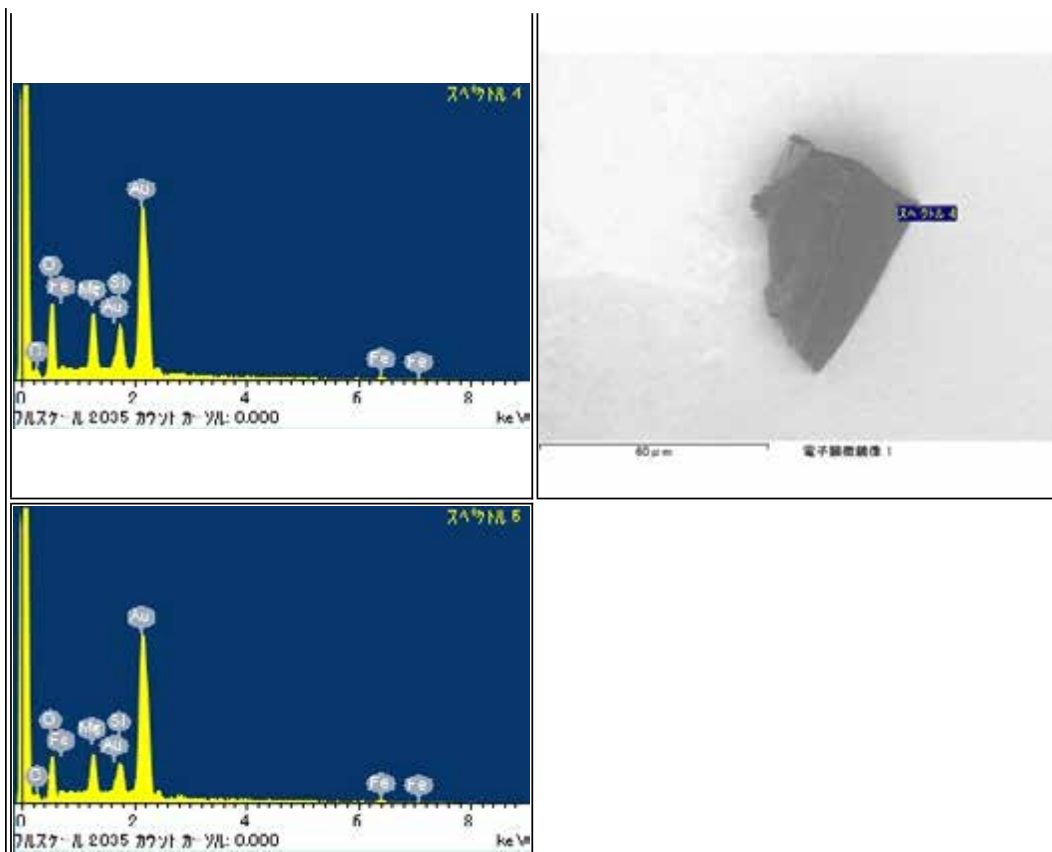


RA-QD02-0196

Parent	Status	Date	Size	Transfer	Category	Phase	InitialAnalysis	label	References	Comment
-	Ibaraki Univ	121110	69μm	SG09b5_ISASContainerSG.RodHolderJ2,Ibaraki Univ	1	ol	SEM	AO_Kita		-









RA-QD02-0197

Parent	Status	Date	Size	Transfer	Category	Phase	InitialAnalysis	label	References	Comment
-	Manchester Univ	120807	59µm	SG09c0,ICF70-026-SGf0018-3,Manchester Univ	1	ol,pl	SEM	AO_Busemann		-



RA-QD02-0198

Parent	Status	Date	Size	Transfer	Category	Phase	InitialAnalysis	label	References	Comment
-	Curation SG09b3	120515	70µm	SG09b3	2	ol	SEM	CU1		-



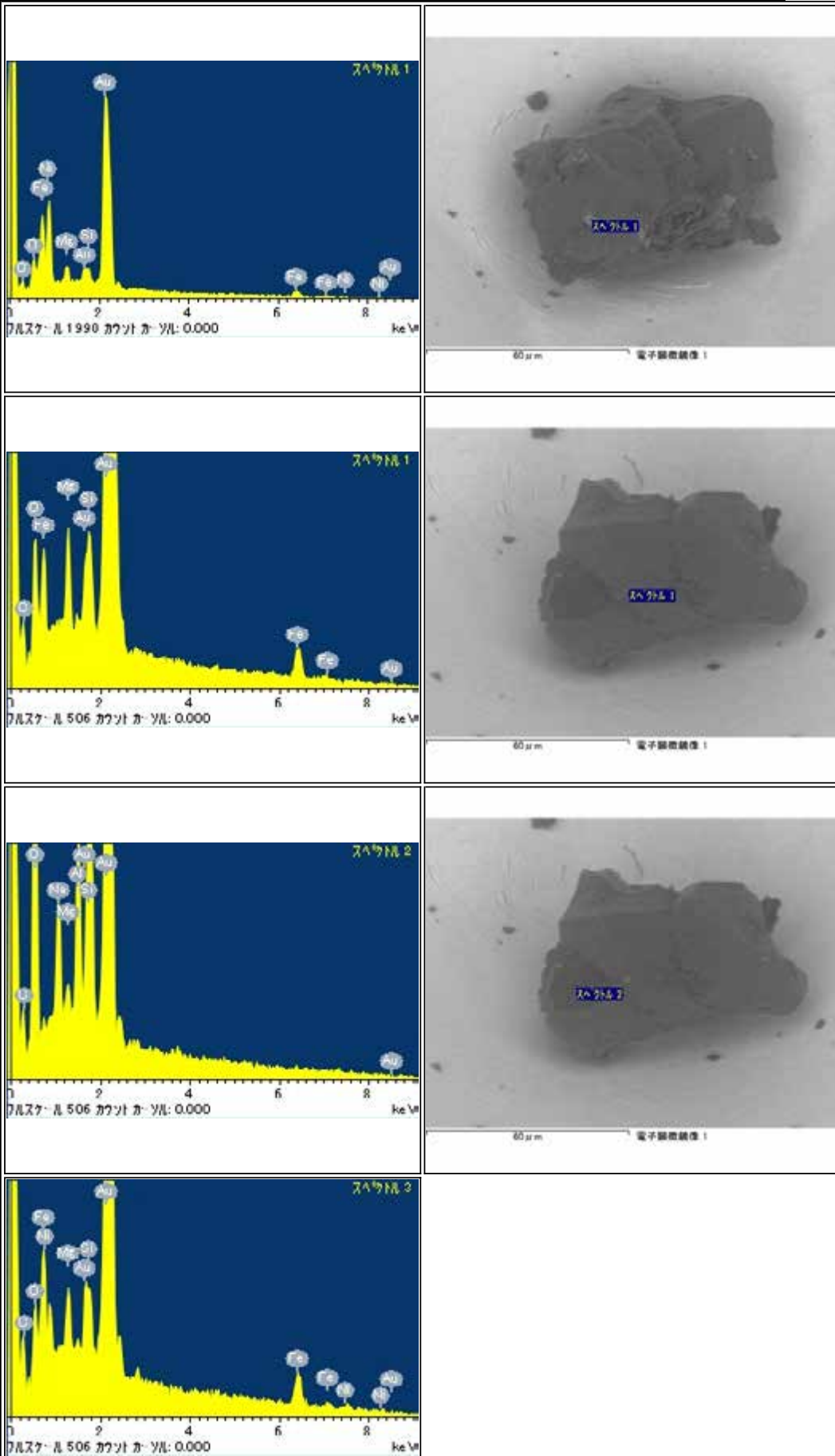
RA-QD02-0199

Parent	Status	Date	Size	Transfer	Category	Phase	InitialAnalysis	label	References	Comment
-	Curation SG13f4	120522	144μm	SG09c1,SG13f4	2	ol.pl,chl	SEM	-	-	-

<p>スキャン1</p> <p>0 2 4 6 8 keV</p> <p>0.000</p>	<p>スキャン1</p> <p>100 μm</p> <p>電子顕微鏡像 1</p>
<p>スキャン2</p> <p>0 2 4 6 8 keV</p> <p>0.000</p>	<p>スキャン2</p> <p>100 μm</p> <p>電子顕微鏡像 1</p>
<p>スキャン3</p> <p>0 2 4 6 8 keV</p> <p>0.000</p>	<p>スキャン3</p> <p>100 μm</p> <p>電子顕微鏡像 1</p>


RA-QD02-0200

Parent	Status	Date	Size	Transfer	Category	Phase	InitialAnalysis	label	References	Comment
-	Curation SG13d4	120216	88µm	SG09d2,SG13d4	2	ol,FeNi,pl	SEM	CU1		-




RA-QD02-0201

Parent	Status	Date	Size	Transfer	Category	Phase	InitialAnalysis	label	References	Comment
-	NASA	111209	58μm	SG09d1,ICF70-019_SGf0009-C,NASA	1	ol,hpx	SEM	NASA		-

RA-QD02-0202-1


Parent	Status	Date	Size	Transfer	Category	Phase	InitialAnalysis	label	References	Comment
RA-QD02-0202	NASA	111214	56μm	SG09d3,ICF70-002_SGf0022-LC,NASA	1	ol.pl	SEM	NASA		-






RA-QD02-0202-2

Parent	Status	Date	Size	Transfer	Category	Phase	InitialAnalysis	label	References	Comment
RA-QD02-0202	Curation SG09d3	120515	28µm	SG09d3	1	ol,pl	SEM	-		-


RA-QD02-0203

Parent	Status	Date	Size	Transfer	Category	Phase	InitialAnalysis	label	References	Comment
-	Curation SG09c4	120515	45µm	SG09c4	1	ol,pl	SEM	CU1		-



RA-QD02-0204

Parent	Status	Date	Size	Transfer	Category	Phase	InitialAnalysis	label	References	Comment
-	Curation SG09d45	120515	83μm	SG09c5,SG09d45	1	lpX,pl,K-flid	SEM	-	-	-



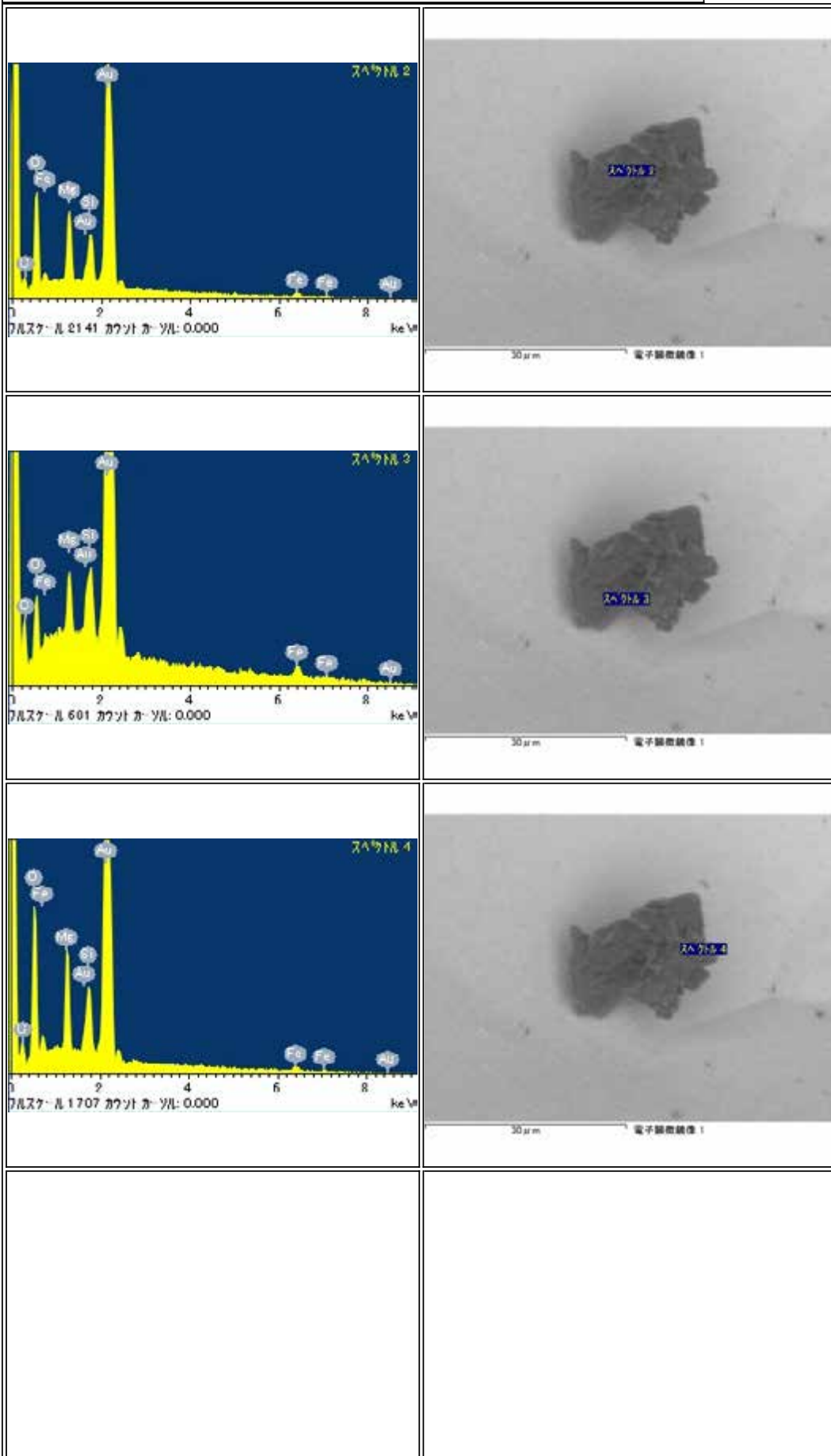
RA-QD02-0205


Parent	Status	Date	Size	Transfer	Category	Phase	InitialAnalysis	label	References	Comment
-	Curation SG13d3	120216	55µm	SG09d0,SG09e0,SG13d3	1	lpX,hpx	SEM	-	-	-

<p>スペクトル 1</p> <p>0 2 4 6 8 keV</p> <p>凡スタノル 2031 カウチカ ヲ 別: 0.000</p>	<p>60µm</p> <p>電子顕微鏡像 1</p>
<p>スペクトル 2</p> <p>0 2 4 6 8 keV</p> <p>凡スタノル 2031 カウチカ ヲ 別: 0.000</p>	<p>60µm</p> <p>電子顕微鏡像 1</p>
<p>スペクトル 4</p> <p>0 2 4 6 8 keV</p> <p>凡スタノル 2077 カウチカ ヲ 別: 0.000</p>	<p>60µm</p> <p>電子顕微鏡像 1</p>

RA-QD02-0206

Parent	Status	Date	Size	Transfer	Category	Phase	InitialAnalysis	label	References	Comment
-	Curation SG09d5	120515	24μm	SG09d5	1	ol,lpx	SEM	-	-	-

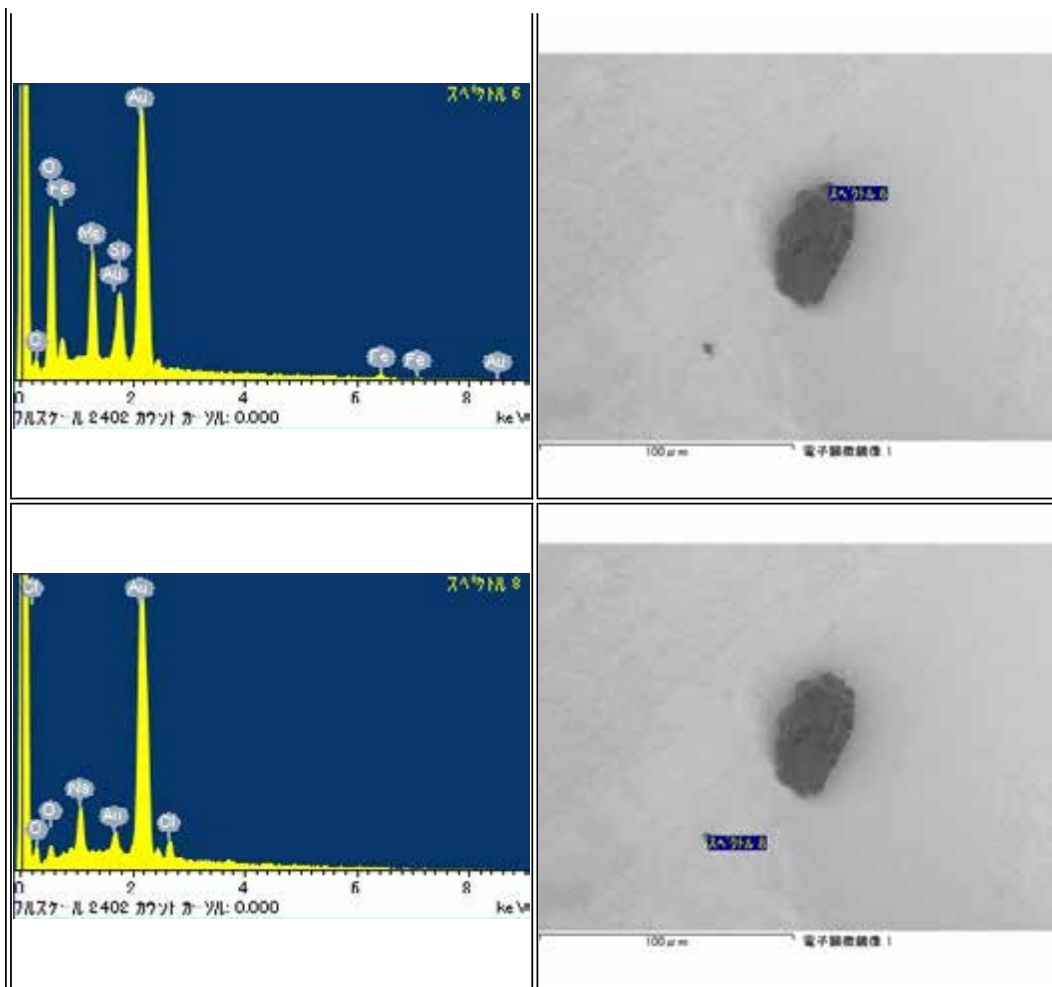




RA-QD02-0207

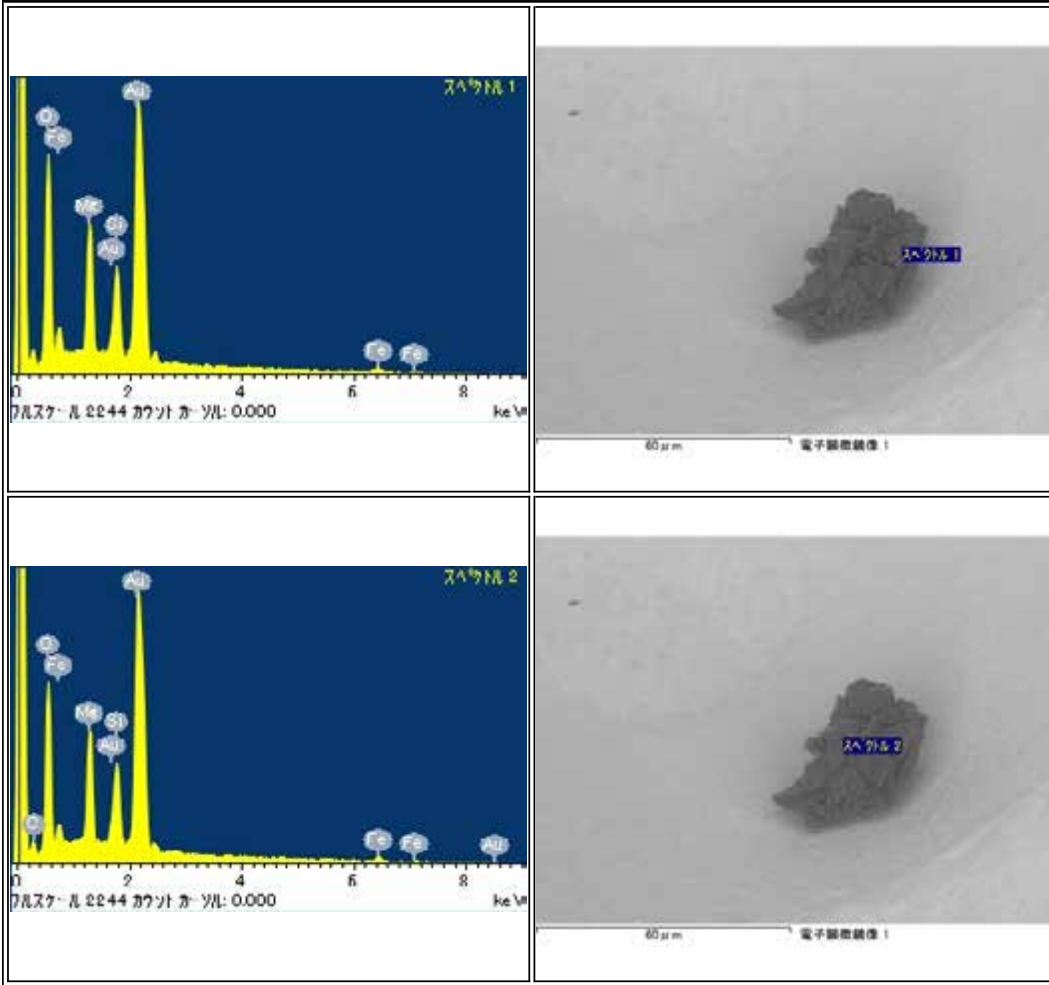
Parent	Status	Date	Size	Transfer	Category	Phase	InitialAnalysis	label	References	Comment
-	Curation SG13d1	120216	54μm	SG09e0,SG13d1	1	ol,pl	SEM	-	-	-



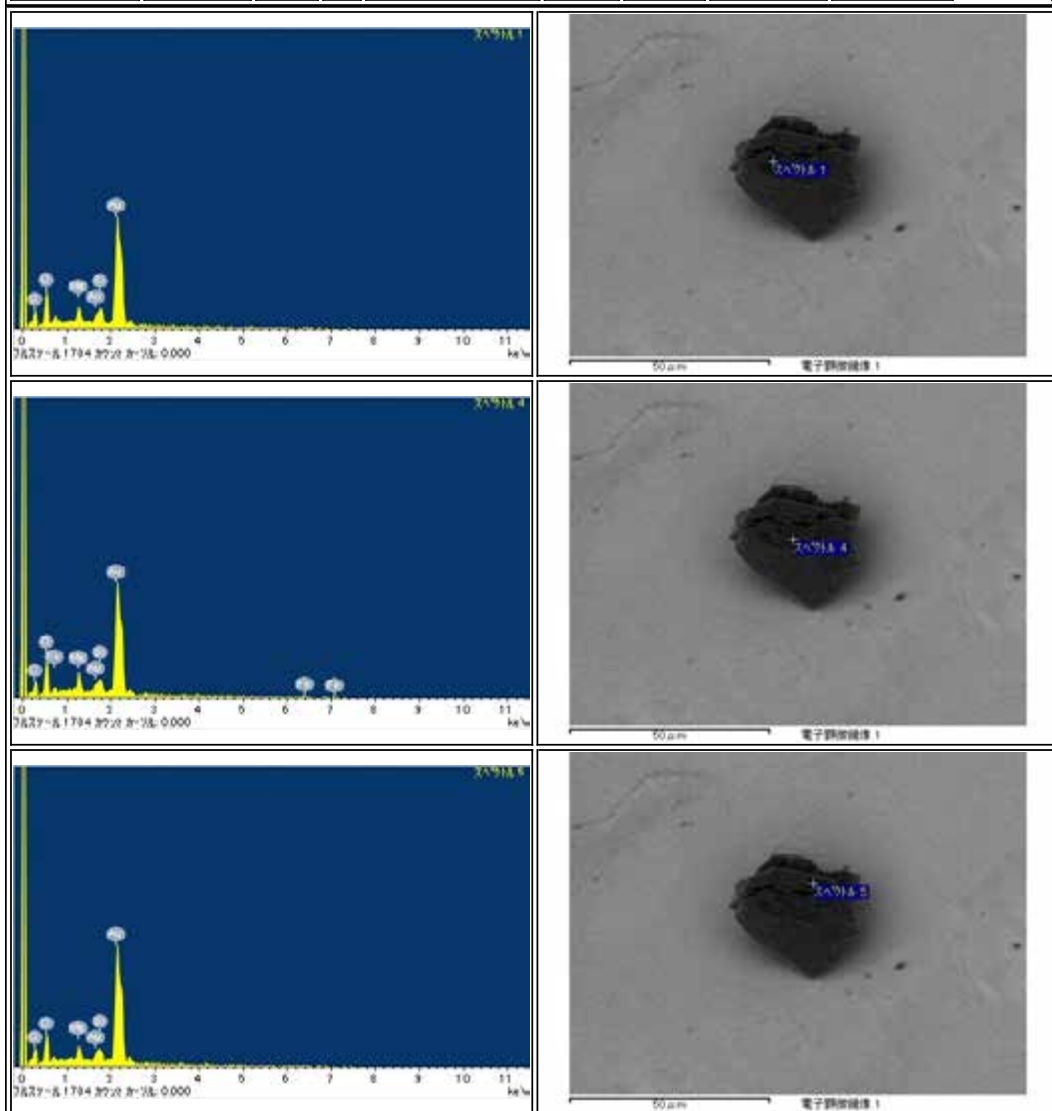
RA-QD02-0208

Parent	Status	Date	Size	Transfer	Category	Phase	InitialAnalysis	label	References	Comment
-	BROKEN	120920	44μm	SG09e4	2	ol,(Ca,Cl)	-	AO_Nakamura		broken into two pieces during manipulation



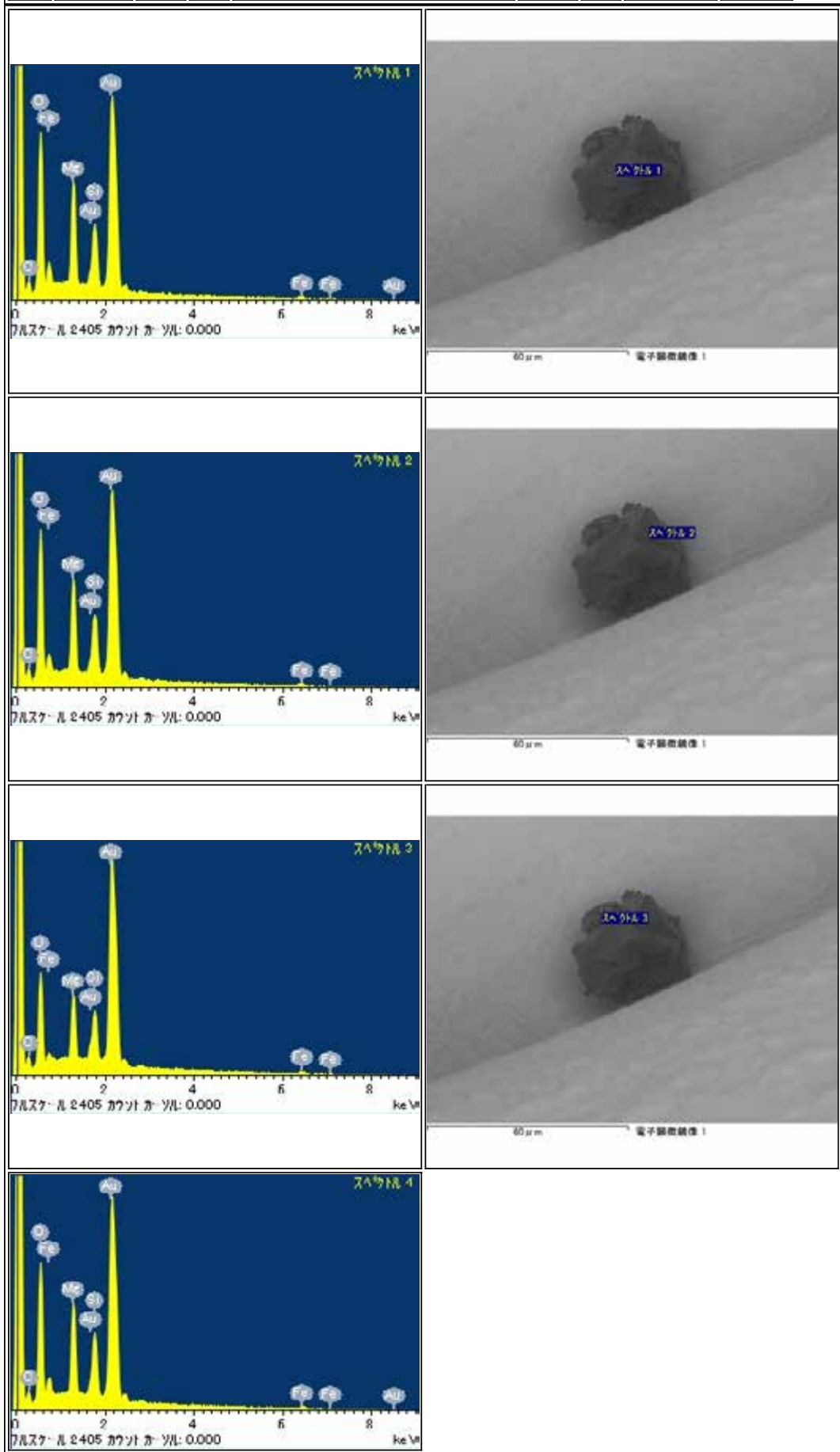
## RA-QD02-0208-01

Parent	Status	Date	Size	Transfer	Category	Phase	InitialAnalysis	label	References	Comment
RA-QD02-0208	Tohoku Univ	120920	-	SG16b3,Tohoku Univ	2	ol,(Ca,Cl)	SEM	AO_Nakamura		-




RA-QD02-0209

Parent	Status	Date	Size	Transfer	Category	Phase	InitialAnalysis	label	References	Comment
-	Max-Planck	120625	50μm	SG09e2,ICF70-022_SGf0014_s2,Max-Planck	1	ol	SEM	AO_Fujiya		-



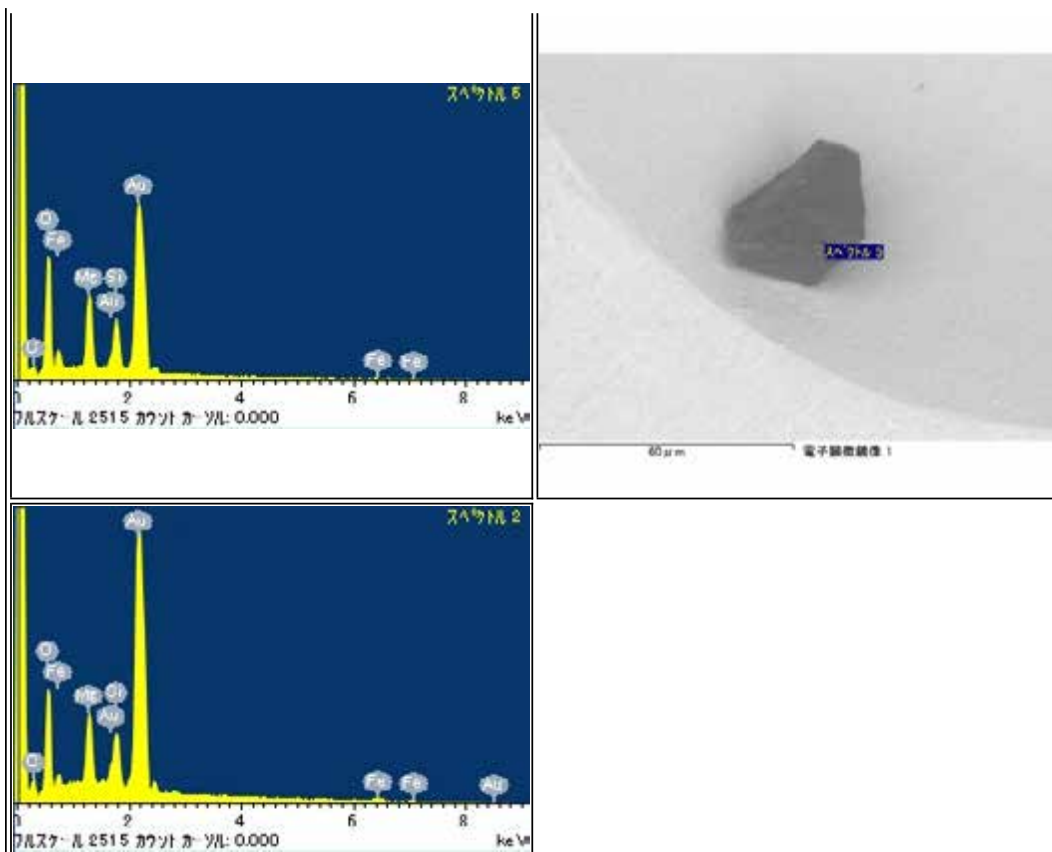
RA-QD02-0210

Parent	Status	Date	Size	Transfer	Category	Phase	InitialAnalysis	label	References	Comment
-	Curation SG09e5	120515	37µm	SG09e5	2	ol,(Mg,Ca,Na)	SEM	CO	-	-



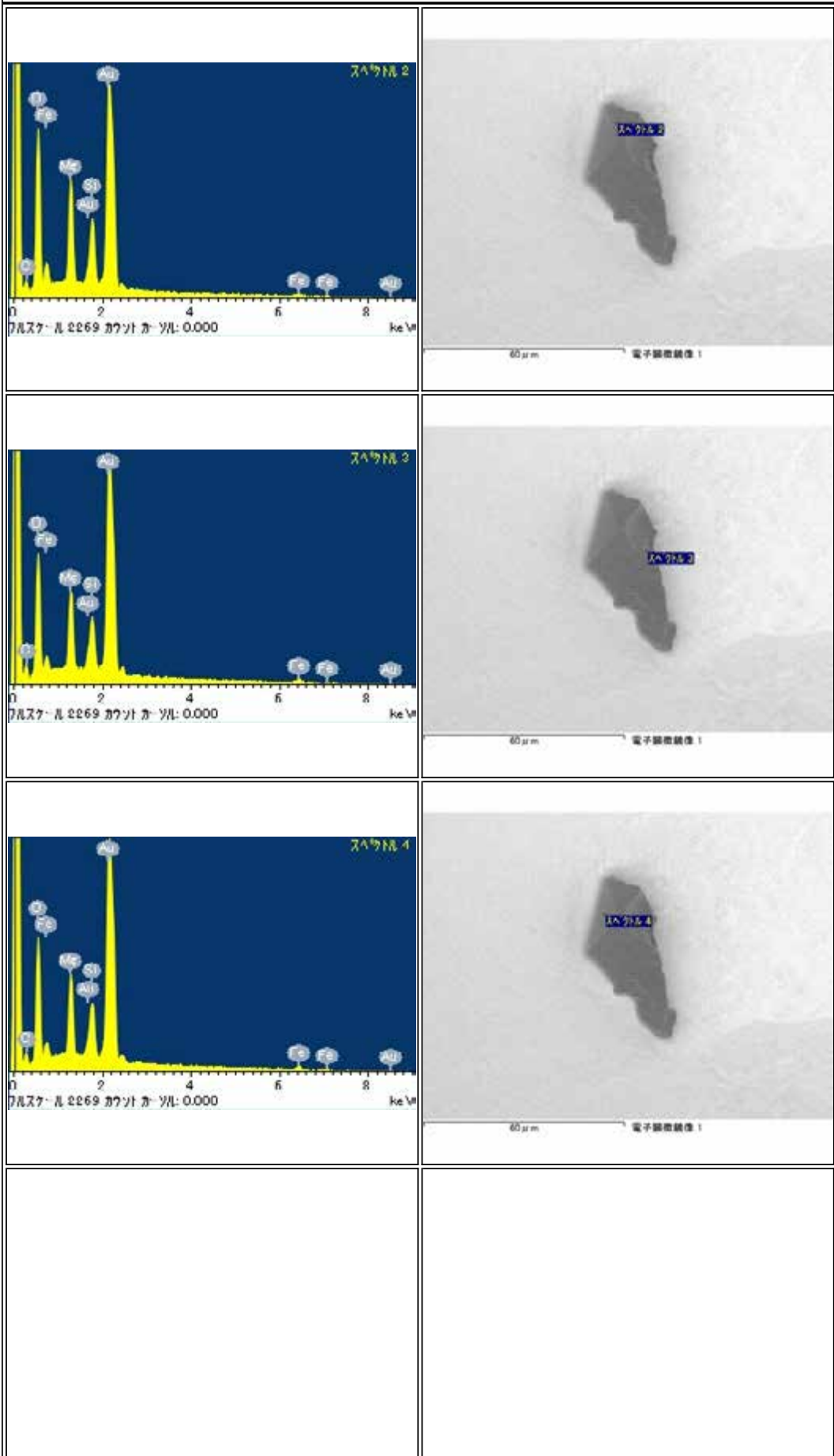
RA-QD02-0211

Parent	Status	Date	Size	Transfer	Category	Phase	InitialAnalysis	label	References	Comment
-	NASA	120814	41µm	SG09e1,ICF70-027-SGf0019-1,NASA	2	ol,tr	SEM	AO_Keller		-





RA-QD02-0213

Parent	Status	Date	Size	Transfer	Category	Phase	InitialAnalysis	label	References	Comment
-	CRPG-CNRS	120627	54μm	SG09e3,ICF70-024_SGf0016_s2,CRPG-CNRS	1	ol	SEM	AO_Fueri		-

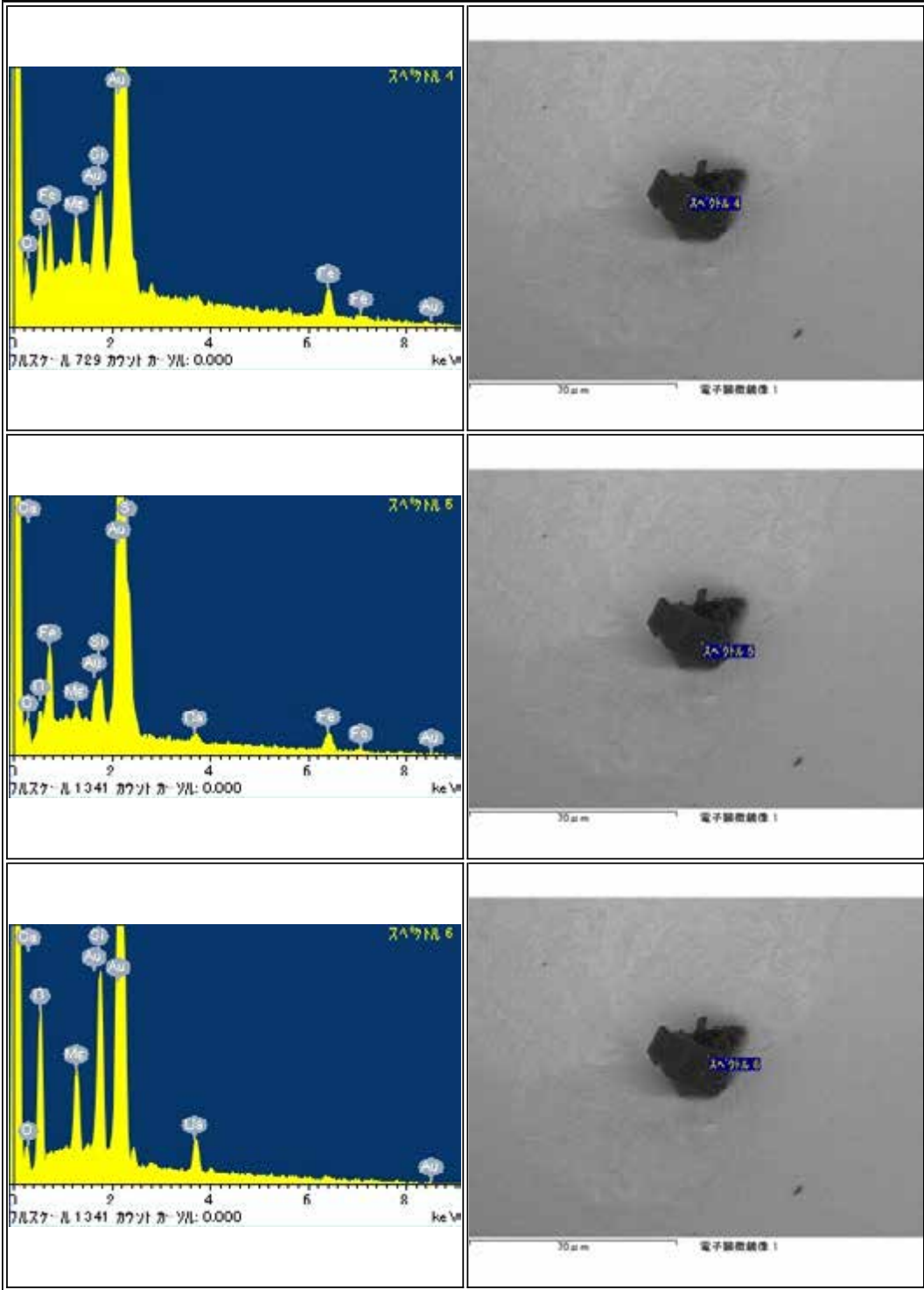






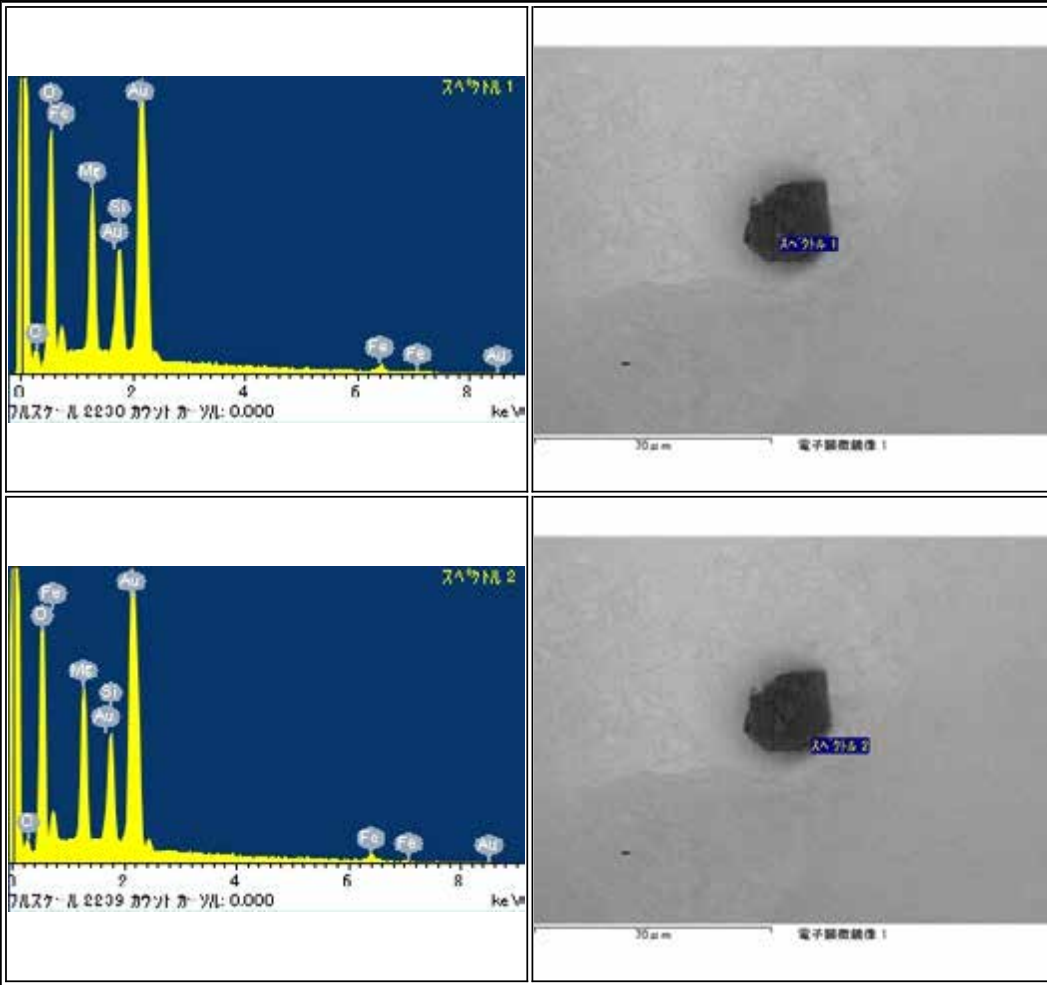
RA-QD02-0214

Parent	Status	Date	Size	Transfer	Category	Phase	InitialAnalysis	label	References	Comment
-	Tohoku Univ	120920	36μm	SG09f0,SG16a1,Tohoku Univ	2	hpx,tr	SEM	AO_Nakamura		-



RA-QD02-0215

Parent	Status	Date	Size	Transfer	Category	Phase	InitialAnalysis	label	References	Comment
-	NASA	120924	31µm	SG09F2,ICF70-004_SGf0024-LC,NASA	1	ol	SEM	AO_Nagao,NASA		-




RA-QD02-0216

Parent	Status	Date	Size	Transfer	Category	Phase	InitialAnalysis	label	References	Comment
-	NASA	120824	38μm	SG09F3,ICF70-028_SGf0020-2,NASA	1	ol,Al	SEM	NASA		-

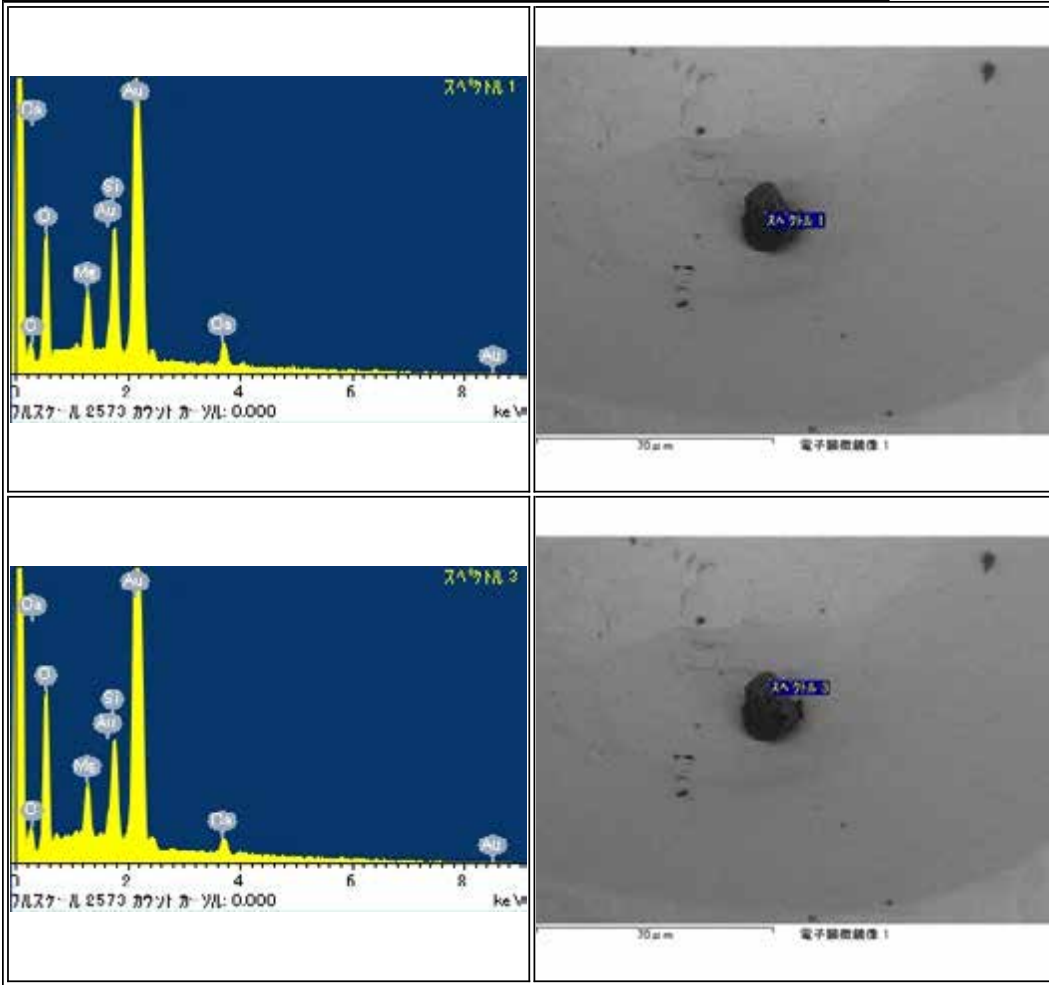

RA-QD02-0219

Parent	Status	Date	Size	Transfer	Category	Phase	InitialAnalysis	label	References	Comment
-	Curation SG09f1	120515	35µm	SG09f1	1	ol	SEM	-	-	-




RA-QD02-0221

Parent	Status	Date	Size	Transfer	Category	Phase	InitialAnalysis	label	References	Comment
-	Curation SG10b3	120515	21μm	SG10b3	1	hpx	SEM	-	-	-



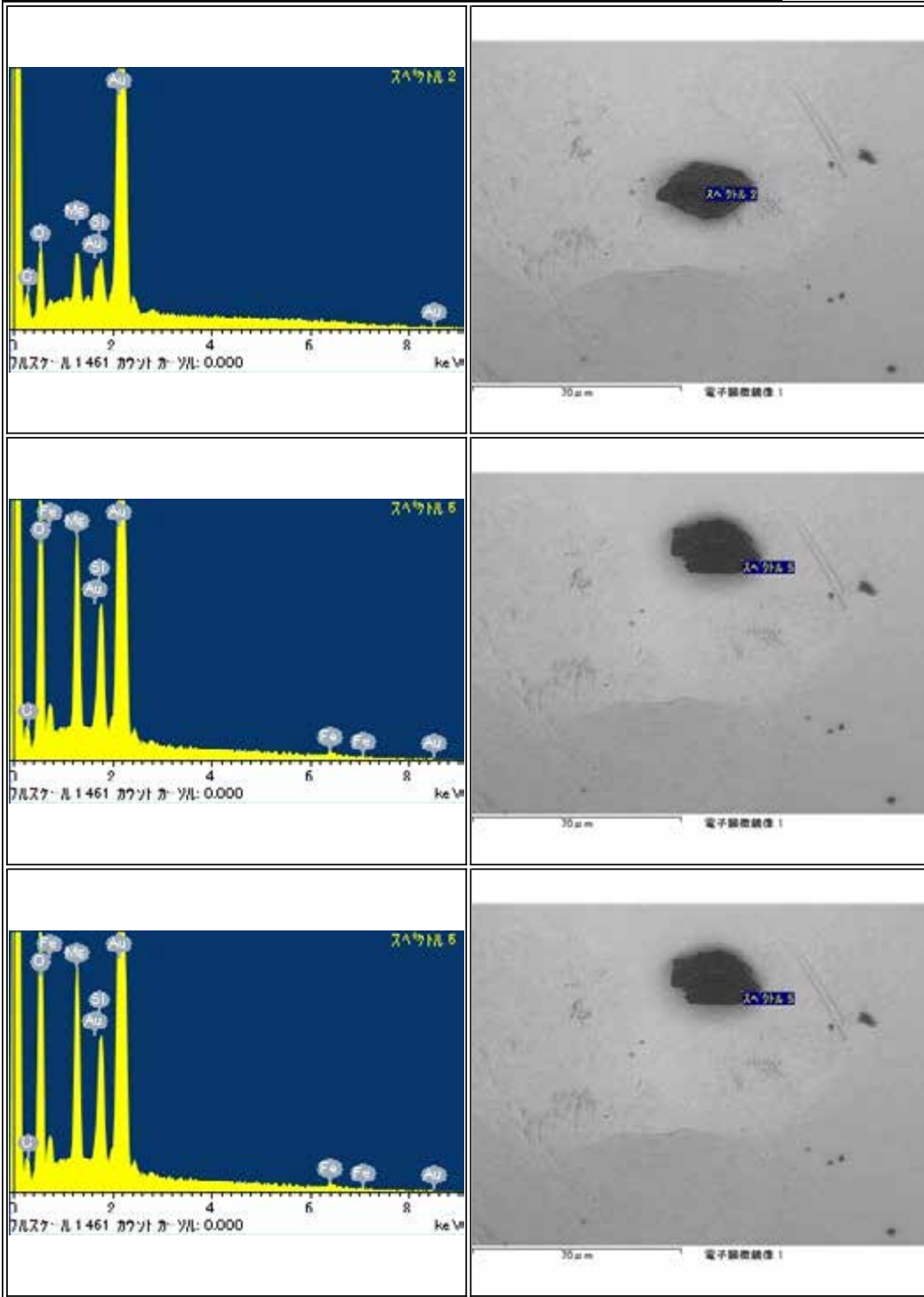
RA-QD02-0223

Parent	Status	Date	Size	Transfer	Category	Phase	InitialAnalysis	label	References	Comment
-	Tohoku Univ	120920	54µm	SG10a0,SG16a4,Tohoku Univ	1	lpx,Fe	SEM	AO_Tsuchiyama		-



RA-QD02-0224

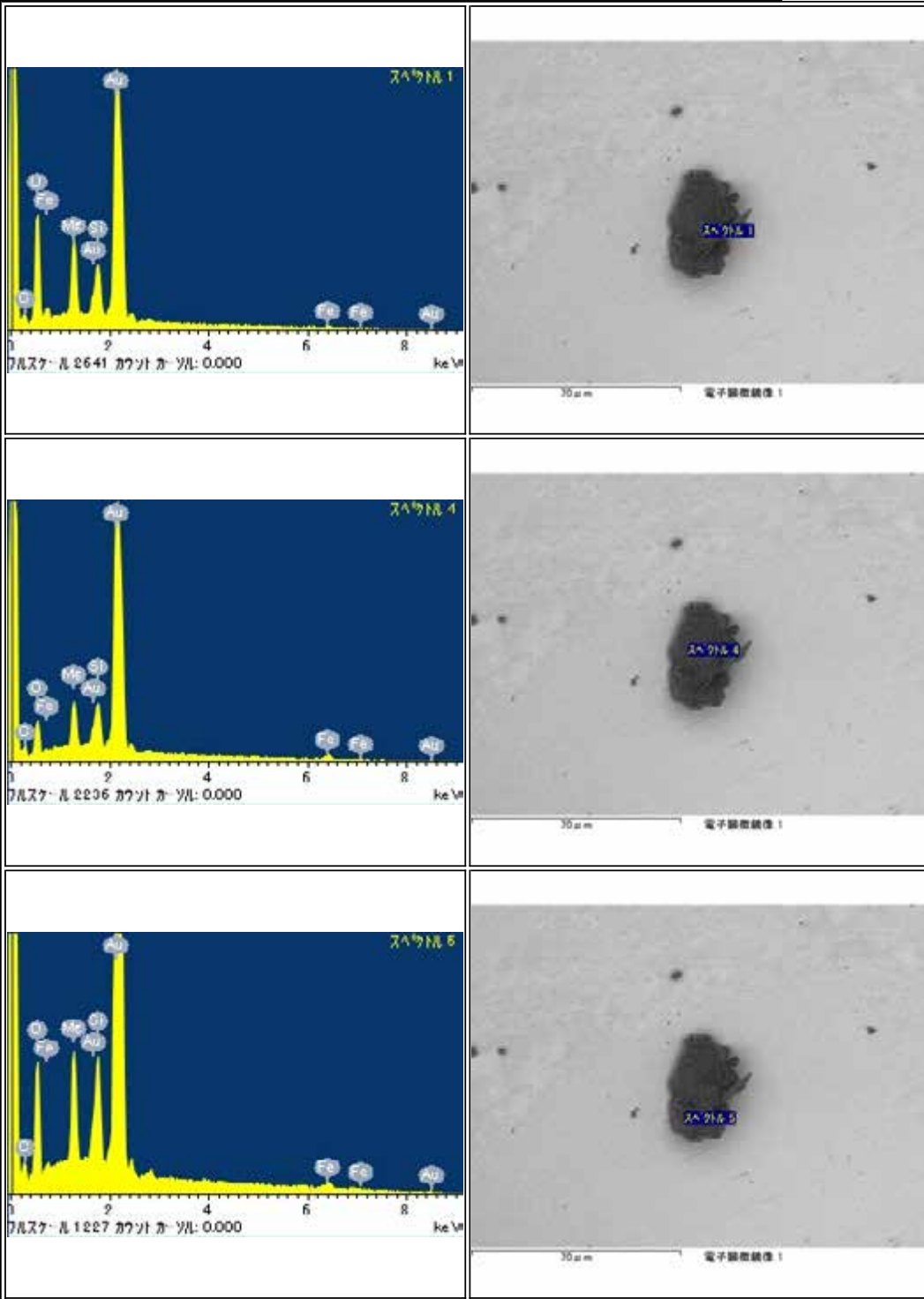
Parent	Status	Date	Size	Transfer	Category	Phase	InitialAnalysis	label	References	Comment
-	Curation SG10a2	120515	35µm	SG10a2	1	ol	SEM	-	-	-





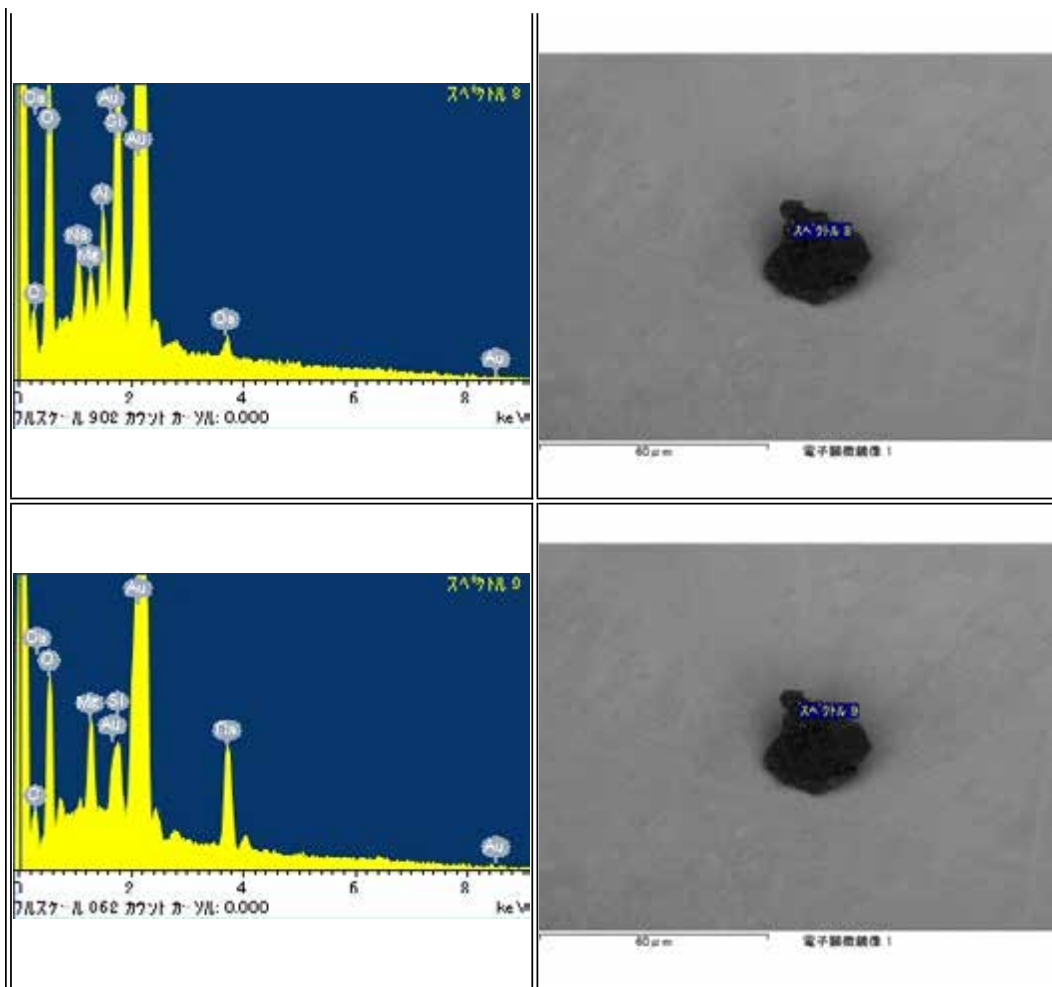
RA-QD02-0226

Parent	Status	Date	Size	Transfer	Category	Phase	InitialAnalysis	label	References	Comment
-	Curation SG10a1	120515	39µm	SG10a1	1	ol	SEM	-	-	-




RA-QD02-0228

Parent	Status	Date	Size	Transfer	Category	Phase	InitialAnalysis	label	References	Comment
-	Curation SG10a3	120515	32μm	SG10a3	2	hpX,ol,pl,(Mg,Na,Ca)	SEM	CO		Sc in ol


RA-QD02-0229

Parent	Status	Date	Size	Transfer	Category	Phase	InitialAnalysis	label	References	Comment
-	Curation SG10a4	120515	20µm	SG10a4	1	pLol	SEM	-	-	-




RA-QD02-0231

Parent	Status	Date	Size	Transfer	Category	Phase	InitialAnalysis	label	References	Comment
-	Curation SG09f4	120515	30µm	SG09f4	1	ol,pl	SEM	-	-	-



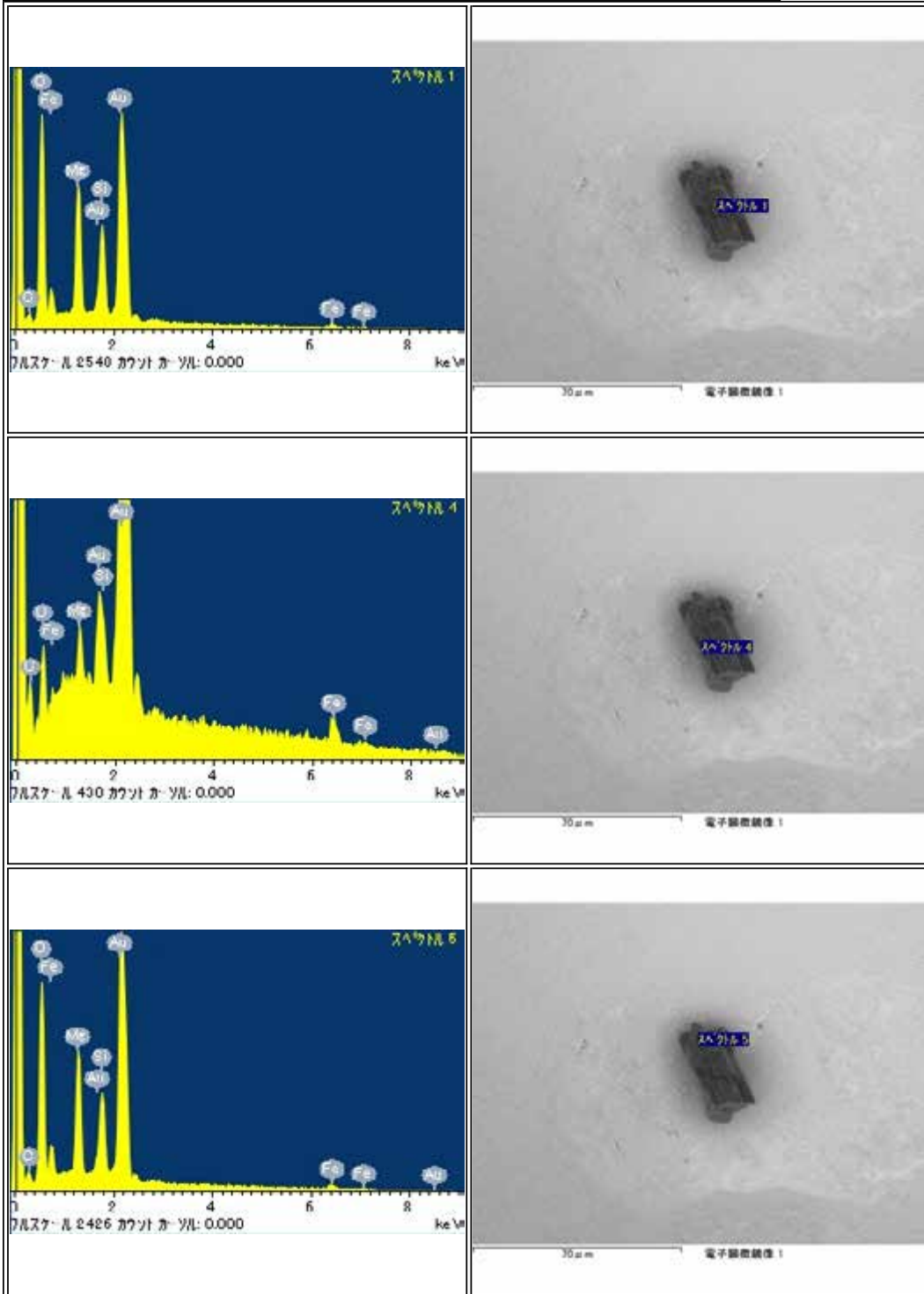
RA-QD02-0232

Parent	Status	Date	Size	Transfer	Category	Phase	InitialAnalysis	label	References	Comment
-	Tohoku Univ	120920	38μm	SG10a5,SG16b0,Tohoku Univ	1	pl,lpx	SEM	AO_Nakamura		RA-QD02-0230 is sticking together



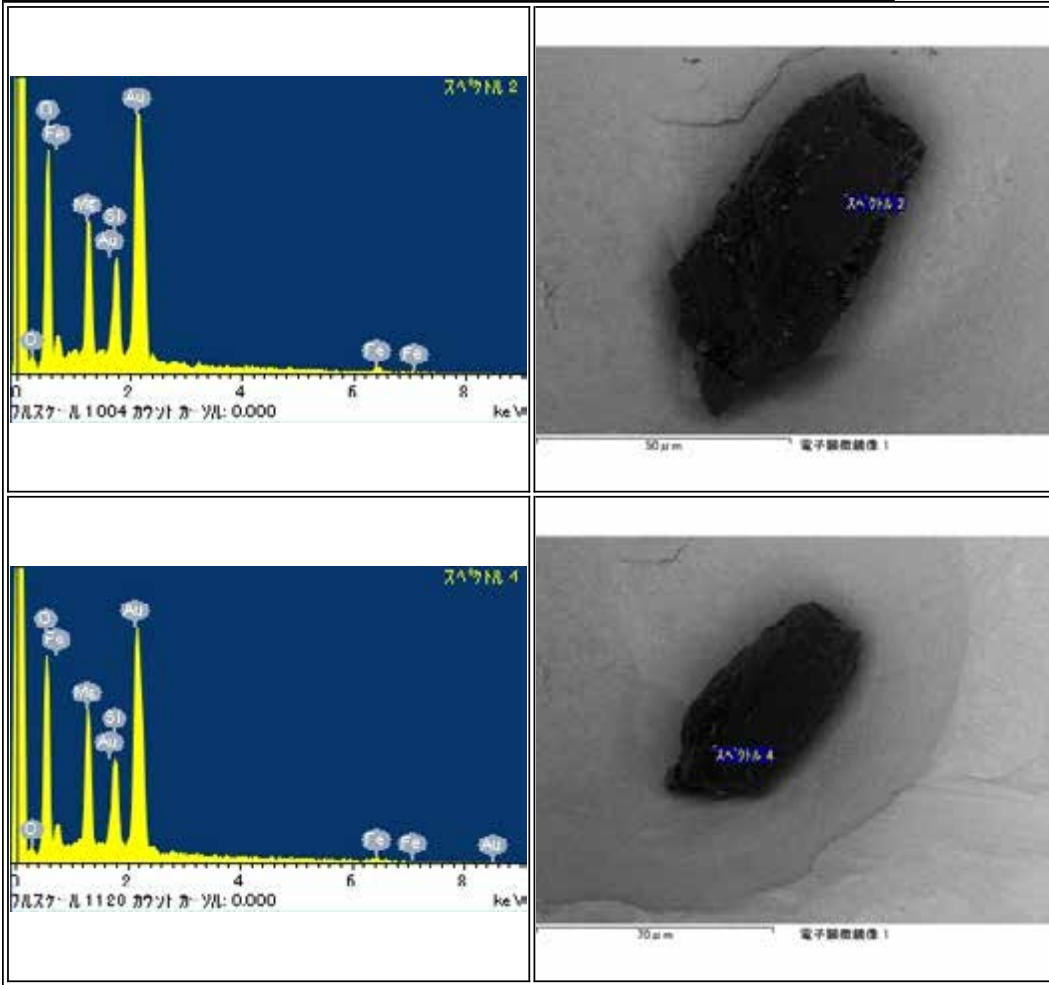
RA-QD02-0234

Parent	Status	Date	Size	Transfer	Category	Phase	InitialAnalysis	label	References	Comment
-	Curation SG09f5	120515	37µm	SG09f5	1	ol, lpx	SEM	-	-	-



RA-QD02-0235

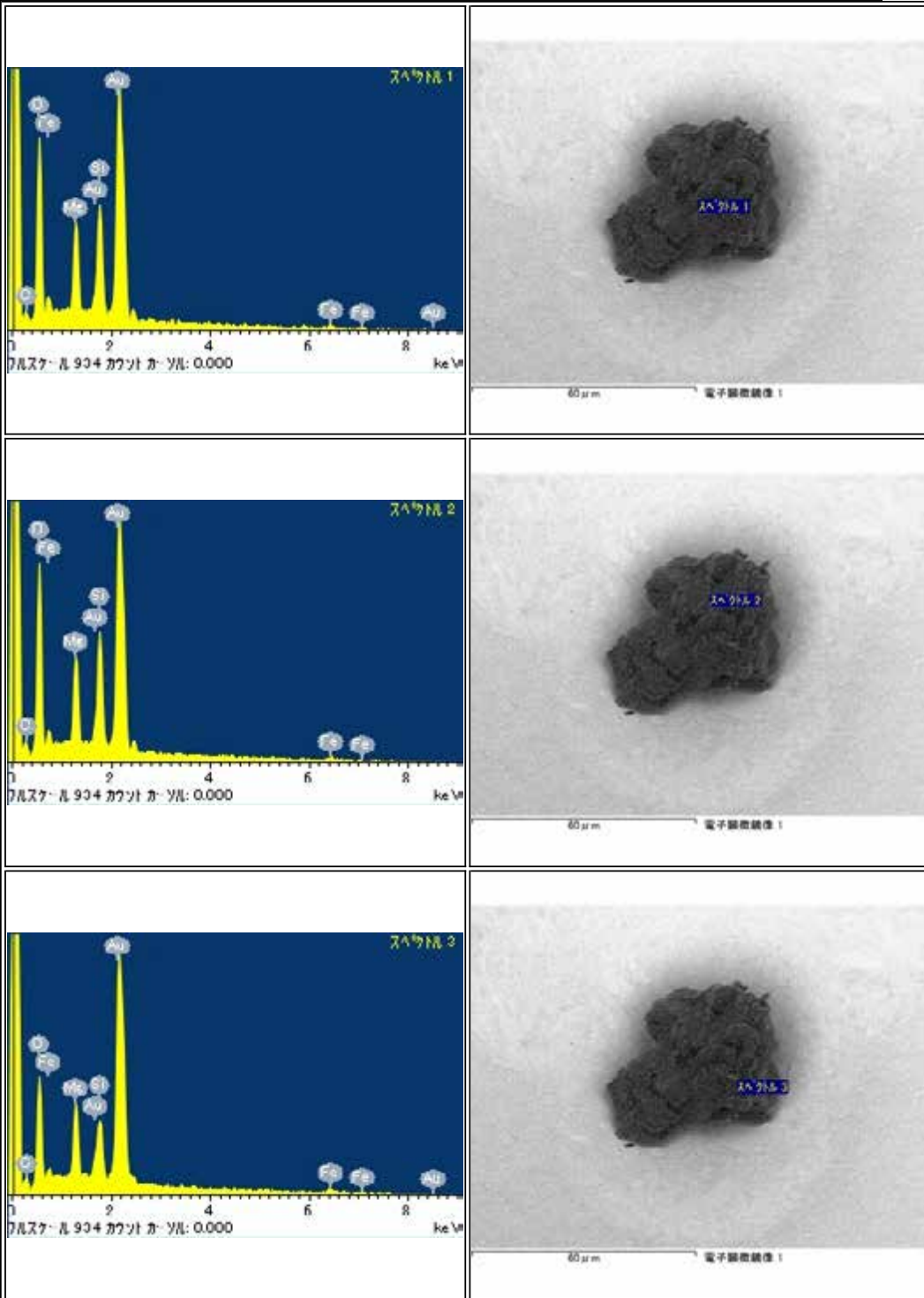
Parent	Status	Date	Size	Transfer	Category	Phase	InitialAnalysis	label	References	Comment
-	Curation SG13c5	120213	80μm	SG13c5	2	ol,pl,tr	SEM	-	-	-





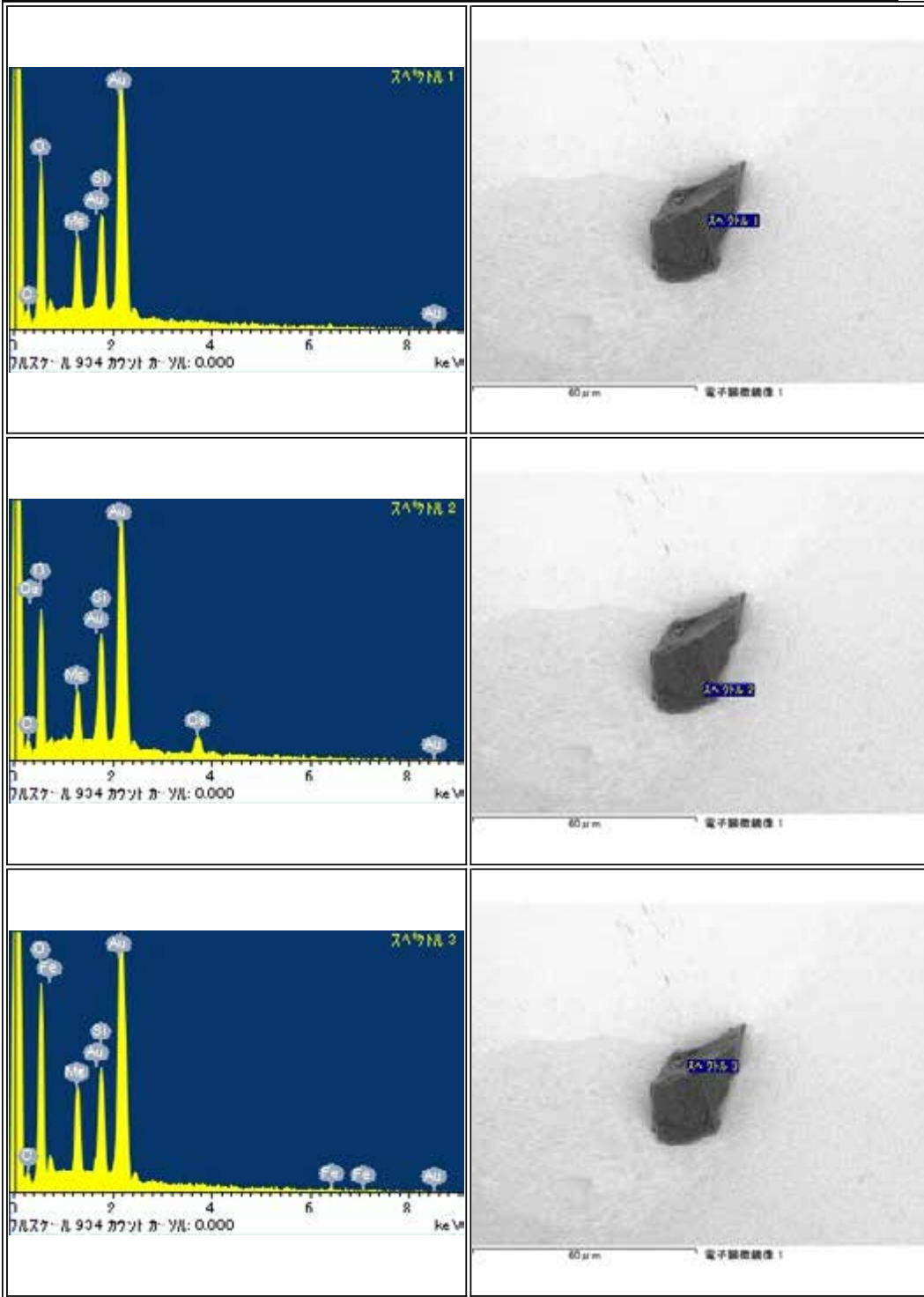
RA-QD02-0236

Parent	Status	Date	Size	Transfer	Category	Phase	InitialAnalysis	label	References	Comment
-	Curation SG13a1	120124	55µm	SG13a1	1	lpx,ol	SEM	CU1	-	corresponds to NI_SET1



RA-QD02-0237

Parent	Status	Date	Size	Transfer	Category	Phase	InitialAnalysis	label	References	Comment
-	Curation SG13a2	120124	38μm	SG13a2	1	lpx,hpx,	SEM	-	-	corresponds to NI_SET1




RA-QD02-0238

Parent	Status	Date	Size	Transfer	Category	Phase	InitialAnalysis	label	References	Comment
-	Curation SG13a3	120124	52µm	SG13a3	1	ol,pl	SEM	-	-	corresponds to NI_SET1

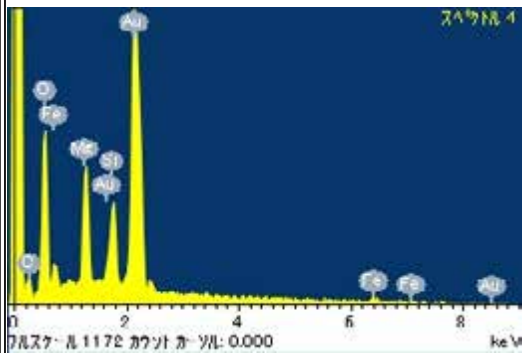

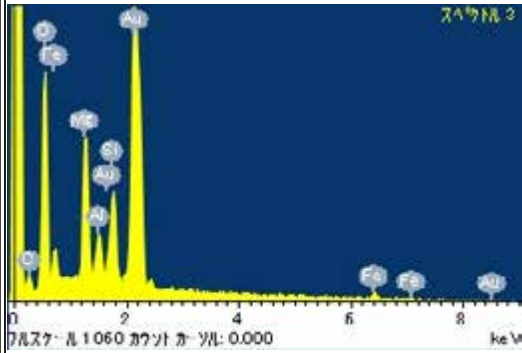

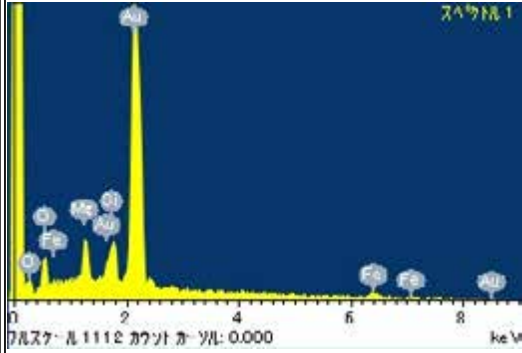

RA-QD02-0239


Parent	Status	Date	Size	Transfer	Category	Phase	InitialAnalysis	label	References	Comment
-	Curation SG13a4	120125	56µm	SG13a4	2	lpx,tr	SEM	-	-	corresponds to NI_SET1



RA-QD02-0240

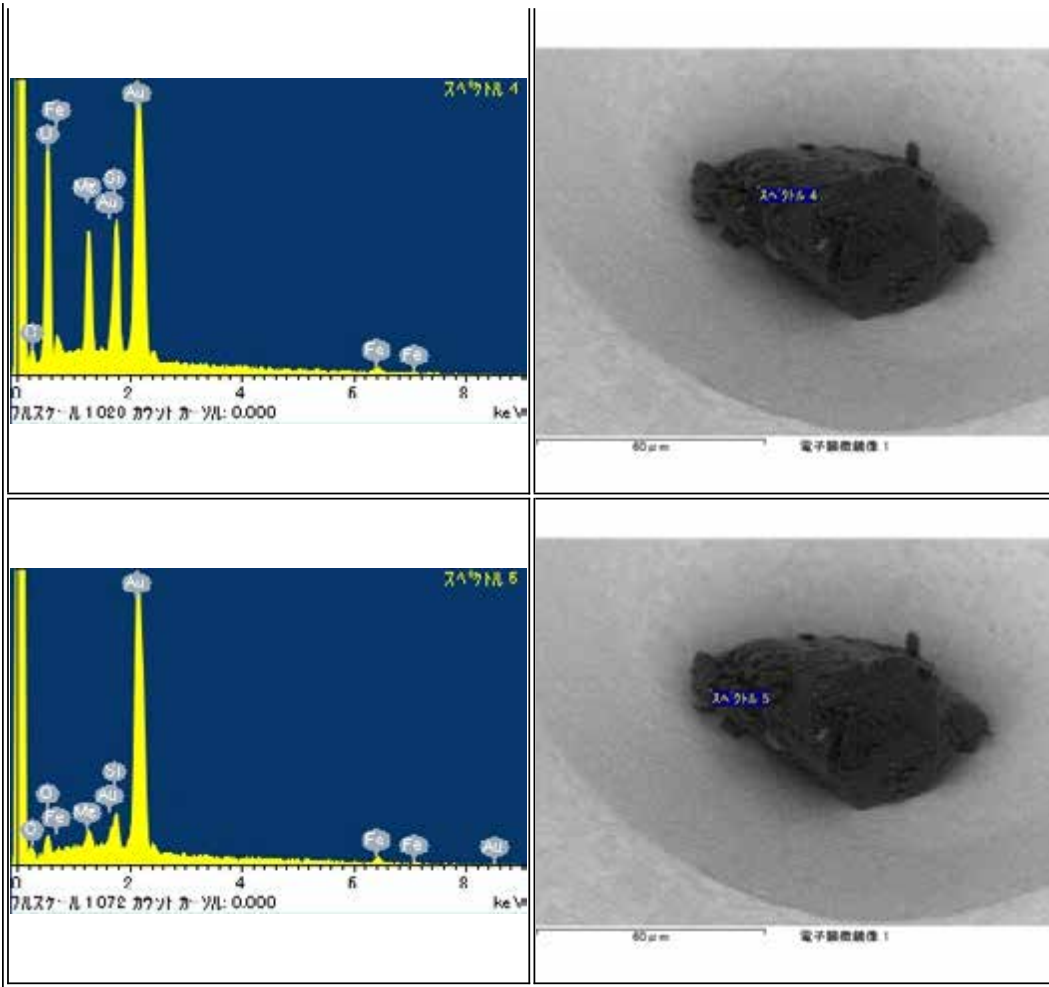
Parent	Status	Date	Size	Transfer	Category	Phase	InitialAnalysis	label	References	Comment
-	Curation SG13b0	120125	61µm	SG13b0	1	ol,Al	SEM	CU2	-	corresponds to NI_SET1





RA-QD02-0241


Parent	Status	Date	Size	Transfer	Category	Phase	InitialAnalysis	label	References	Comment
-	Curation SG13b1	120125	80µm	SG13b1	2	lpx,tr,Fe	SEM	-	-	corresponds to NI_SET1




RA-QD02-0242

Parent	Status	Date	Size	Transfer	Category	Phase	InitialAnalysis	label	References	Comment
-	Curation SG13b2	120125	63µm	SG13b2	1	ol,pl	SEM	-	-	corresponds to NI_SET1




RA-QD02-0243

Parent	Status	Date	Size	Transfer	Category	Phase	InitialAnalysis	label	References	Comment
-	Curation SG13b3	120125	63µm	SG13b3	2	ol,lp,x,fr	SEM	-	-	corresponds to NI_SET1

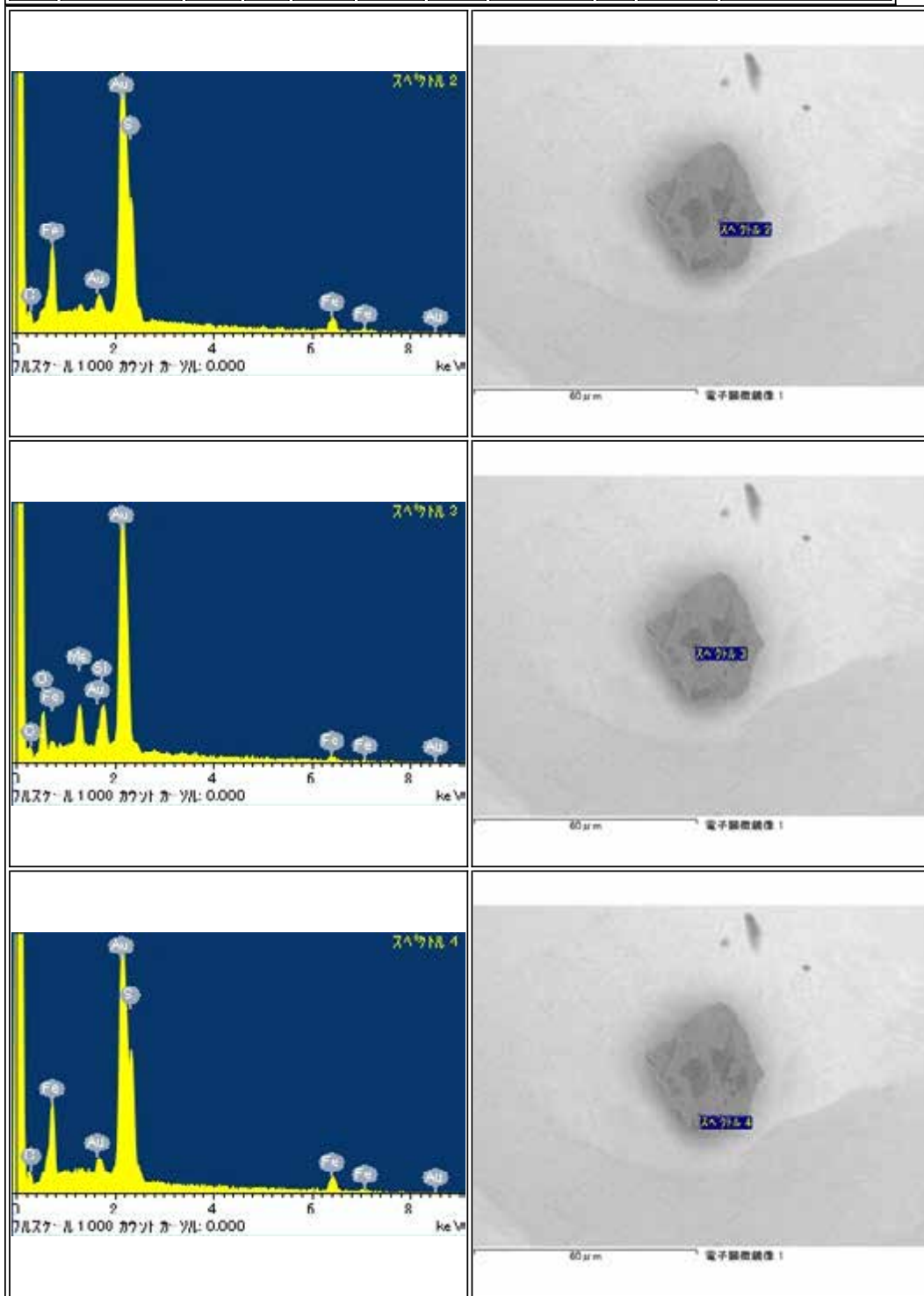
RA-QD02-0244

Parent	Status	Date	Size	Transfer	Category	Phase	InitialAnalysis	label	References	Comment
-	Curation SG13c0	120125	51μm	SG13c0	2	ol,lp,cr	SEM	-	-	corresponds to NI_SET1


RA-QD02-0245

Parent	Status	Date	Size	Transfer	Category	Phase	InitialAnalysis	label	References	Comment
-	Curation SG13e2	120229	40µm	SG13e2	2	tr,ol,lpx	SEM	CO	-	corresponds to NI_SET1



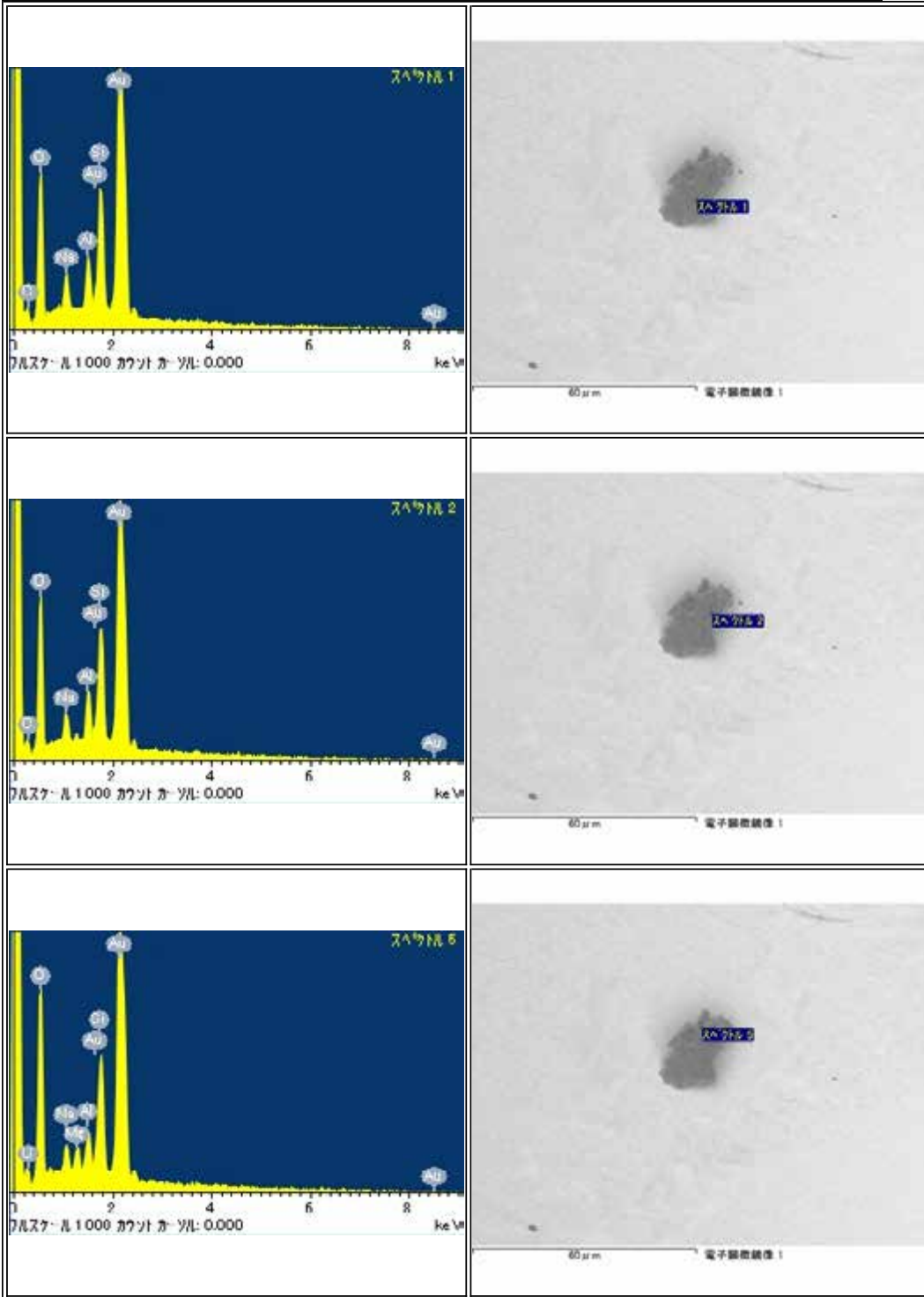
RA-QD02-0246-01

Parent	Status	Date	Size	Transfer	Category	Phase	InitialAnalysis	label	References	Comment
-	Curation SG13e3	120229	24µm	SG13e3	1	ol	SEM	-	-	corresponds to NI_SET1



RA-QD02-0246-02





Parent	Status	Date	Size	Transfer	Category	Phase	InitialAnalysis	label	References	Comment
-	Curation SG13e0	120229	26μm	SG13e0	1	pl	SEM	-	-	corresponds to NI_SET1

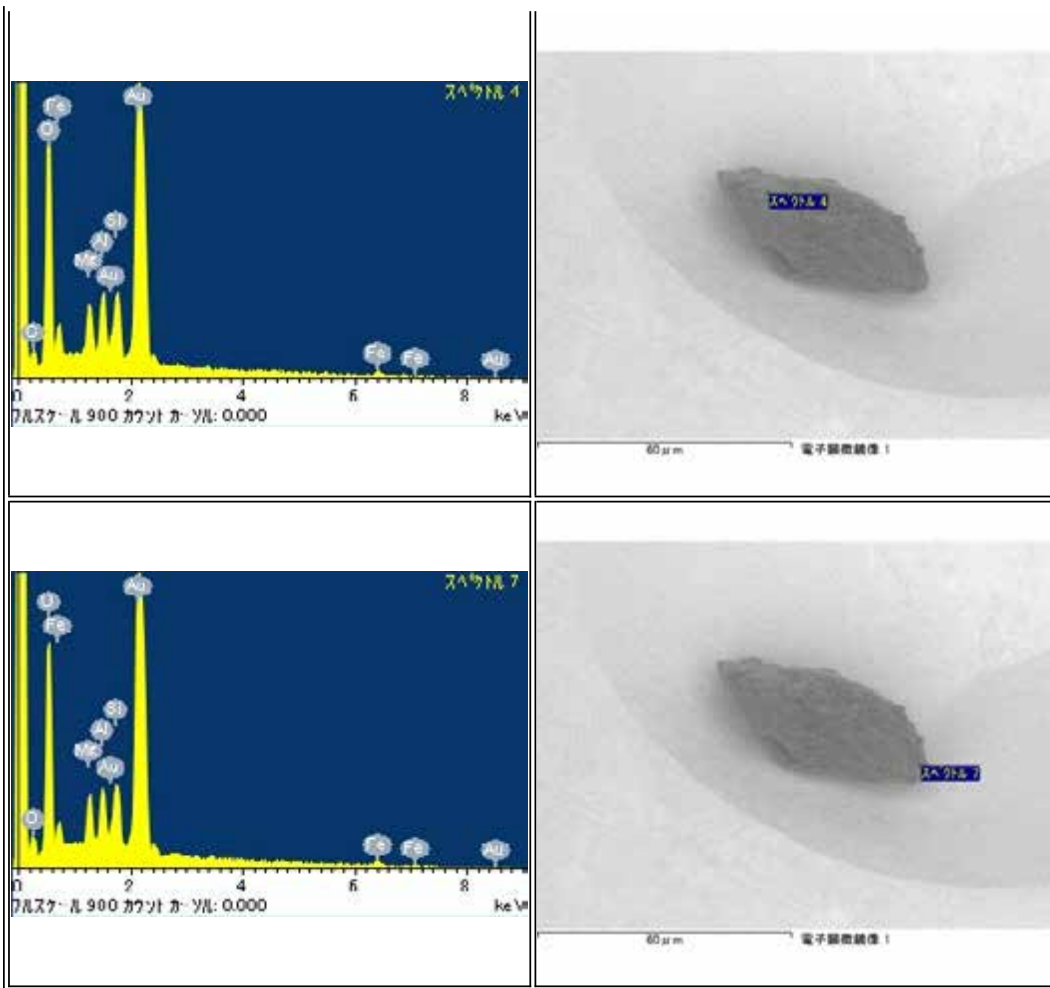




RA-QD02-0247

Parent	Status	Date	Size	Transfer	Category	Phase	InitialAnalysis	label	References	Comment
-	Curation SG13e1	120229	60µm	SG13e1	1	lpx,K-flt	SEM	CU2	-	AI from all around, corresponds to NI_SET1

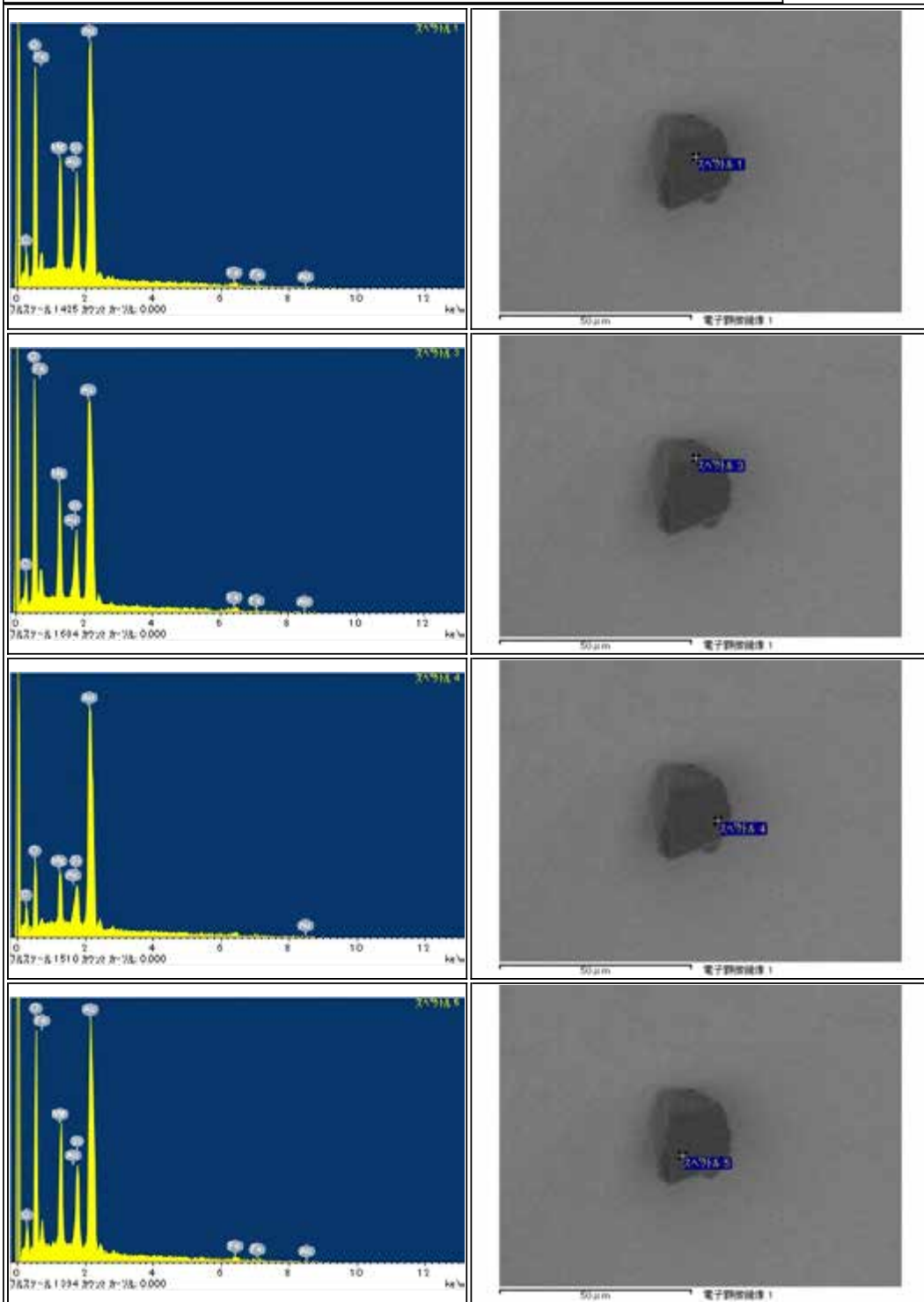






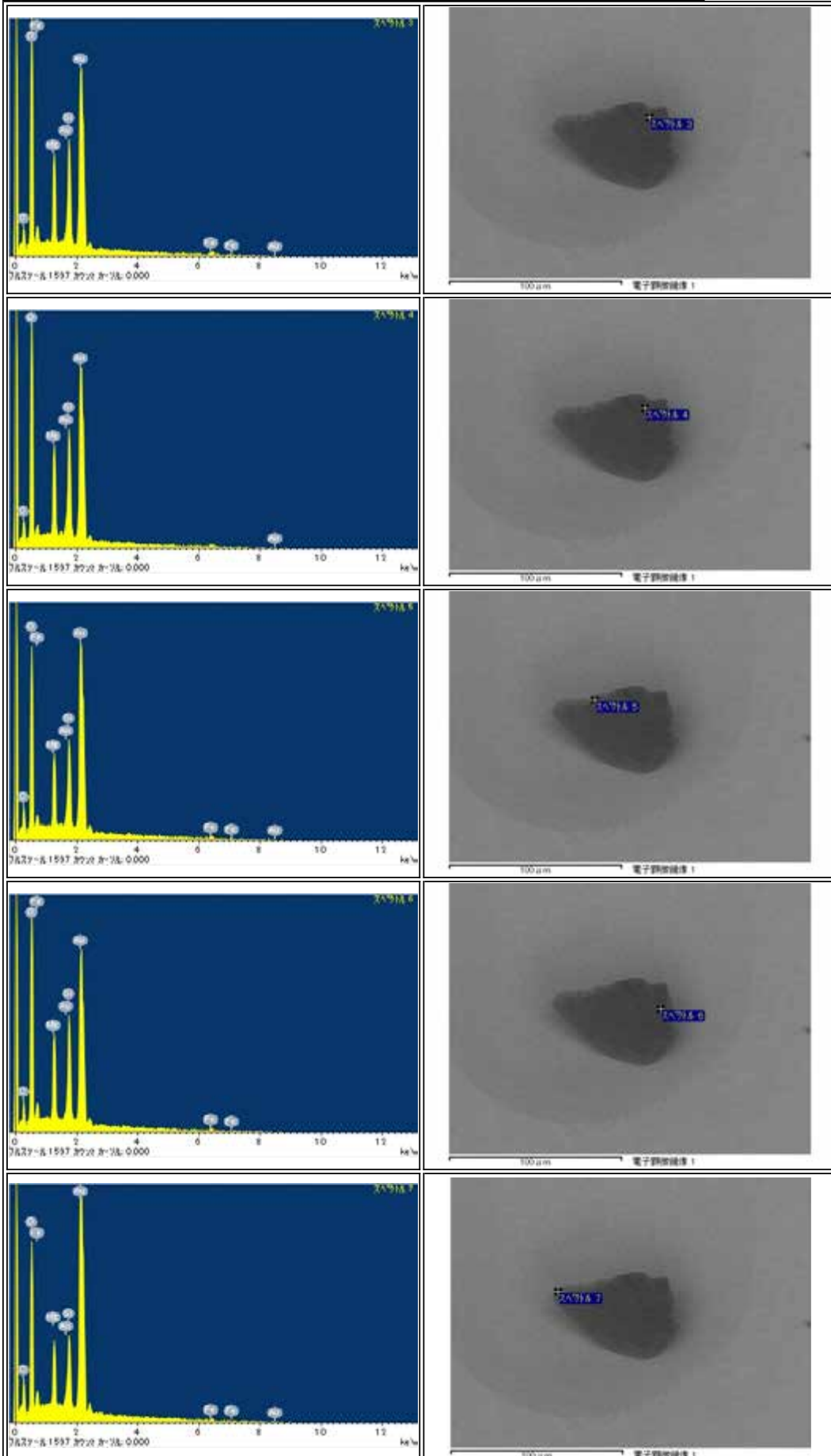
RA-QD02-0249

Parent	Status	Date	Size	Transfer	Category	Phase	InitialAnalysis	label	References	Comment
-	Curation SG10b5	120622	25µm	SG10b5	1	ol	SEM	-	-	-




RA-QD02-0250

Parent	Status	Date	Size	Transfer	Category	Phase	InitialAnalysis	label	References	Comment
-	Curation SG10b2	120622	77µm	SG10b2	1	lpx	SEM	CU1	-	-



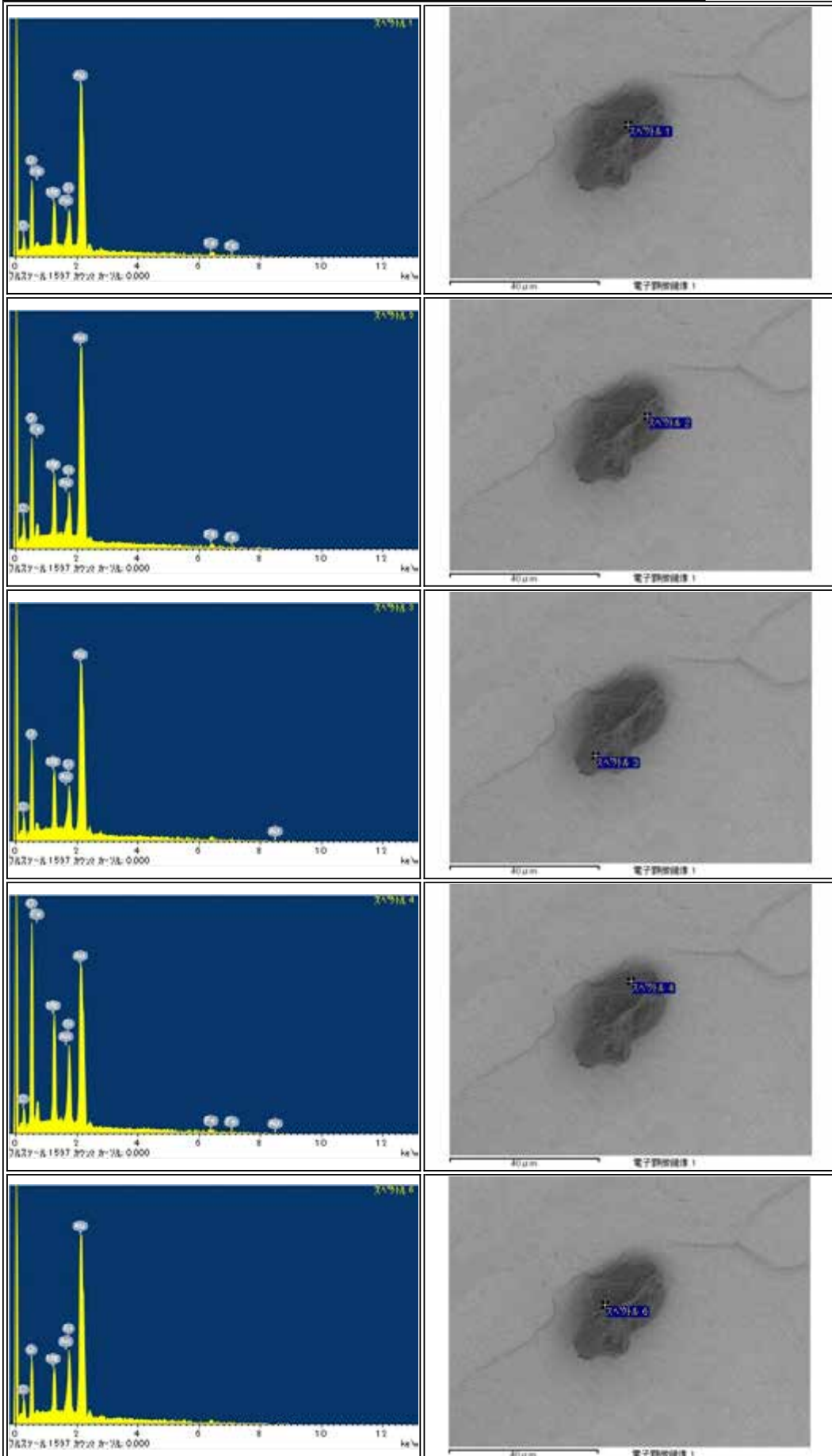
RA-QD02-0251

Parent	Status	Date	Size	Transfer	Category	Phase	InitialAnalysis	label	References	Comment
-	Curation SG10b0	120622	35μm	SG10b0	1	ol,pl,hpx	SEM	-	-	-



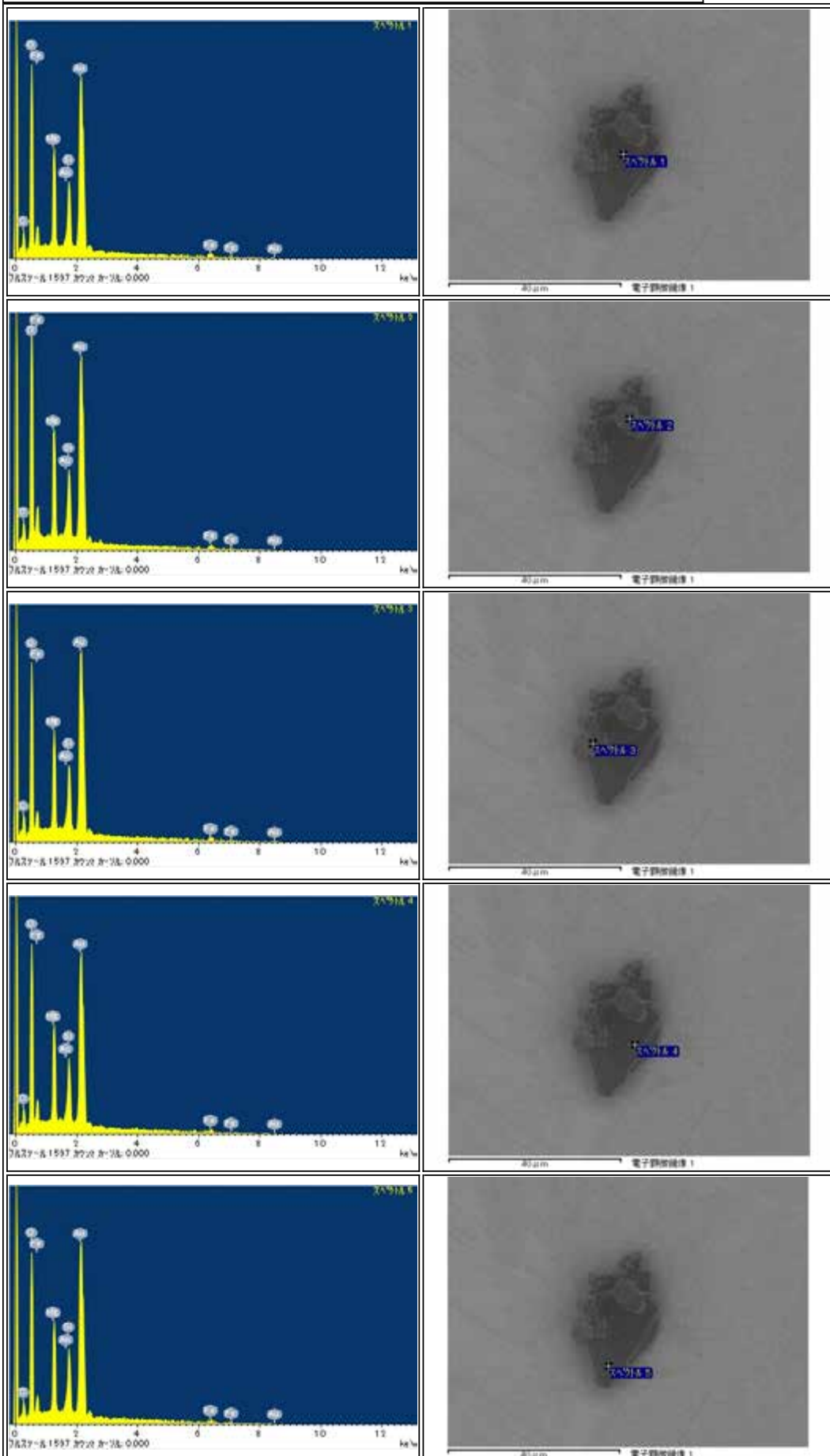
RA-QD02-0252

Parent	Status	Date	Size	Transfer	Category	Phase	InitialAnalysis	label	References	Comment
-	Curation SG10b4	120622	30µm	SG10b4	1	ol,lpx	SEM	-	-	-



RA-QD02-0253


Parent	Status	Date	Size	Transfer	Category	Phase	Initial Analysis	label	References	Comment
-	Curation SG10b1	120622	36µm	SG10b1	1	ol	SEM	-	-	-





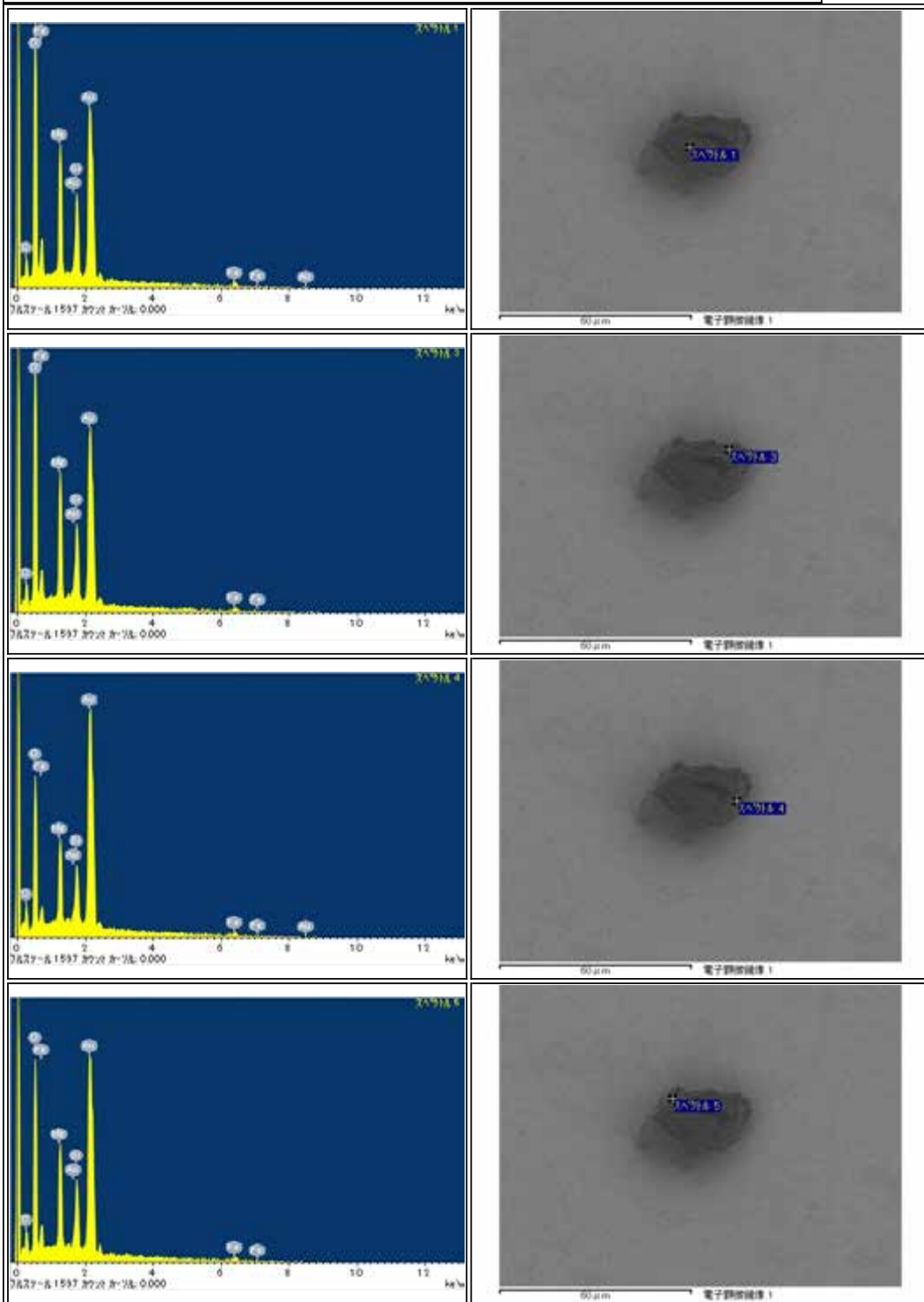
RA-QD02-0254

Parent	Status	Date	Size	Transfer	Category	Phase	InitialAnalysis	label	References	Comment
-	Curation SG10c1	120622	59µm	SG10c1	1	lpx,Al	SEM	CU2	-	Al from all around



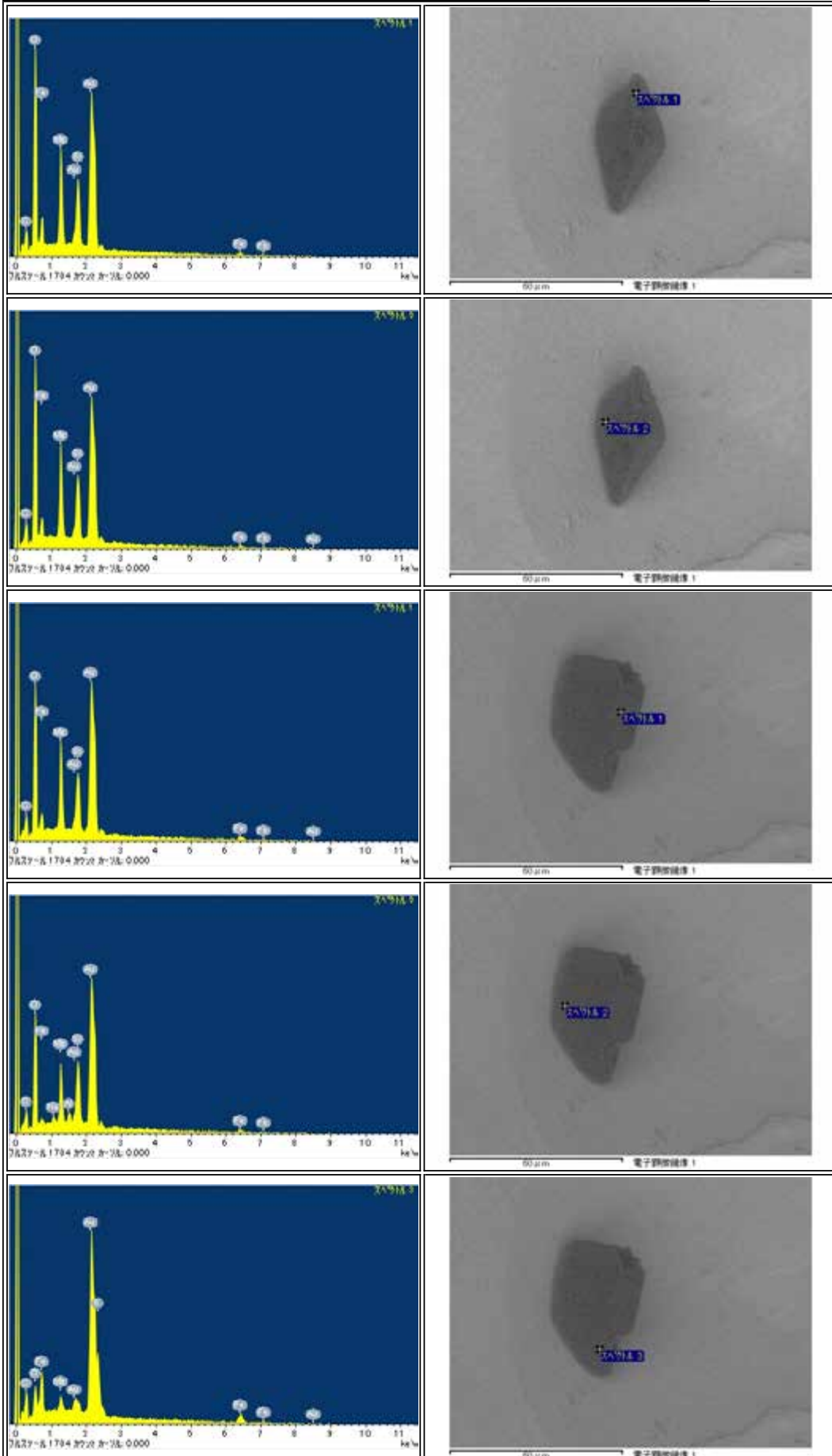
RA-QD02-0256

Parent	Status	Date	Size	Transfer	Category	Phase	InitialAnalysis	label	References	Comment
-	Curation SG10a0out	120622	38μm	SG10a0out	1	ol	SEM	-	-	-



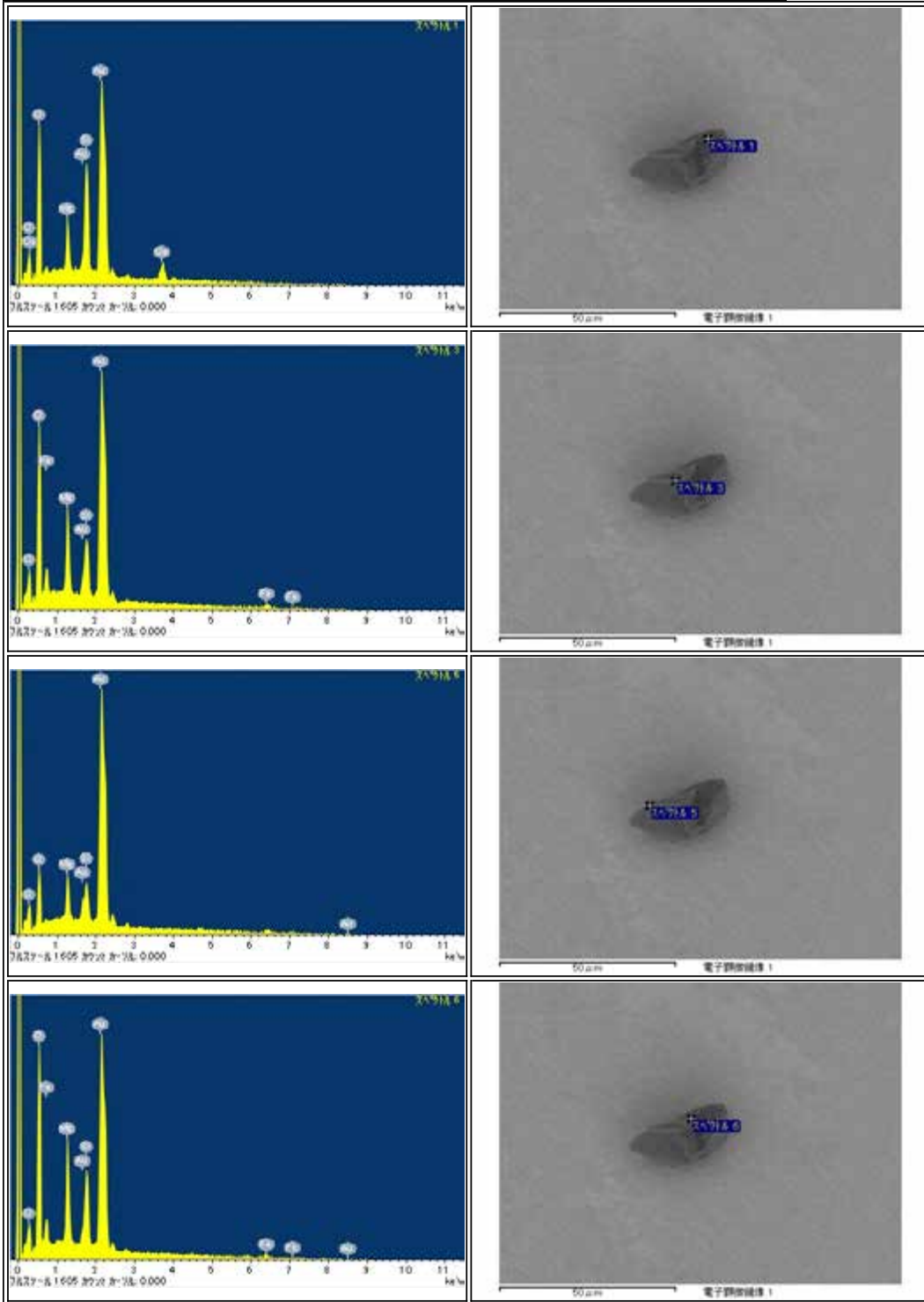
RA-QD02-0257

Parent	Status	Date	Size	Transfer	Category	Phase	InitialAnalysis	label	References	Comment
-	Curation SG10c5	120806	44µm	SG10c5	2	ol,pl,tr	SEM	-	-	-



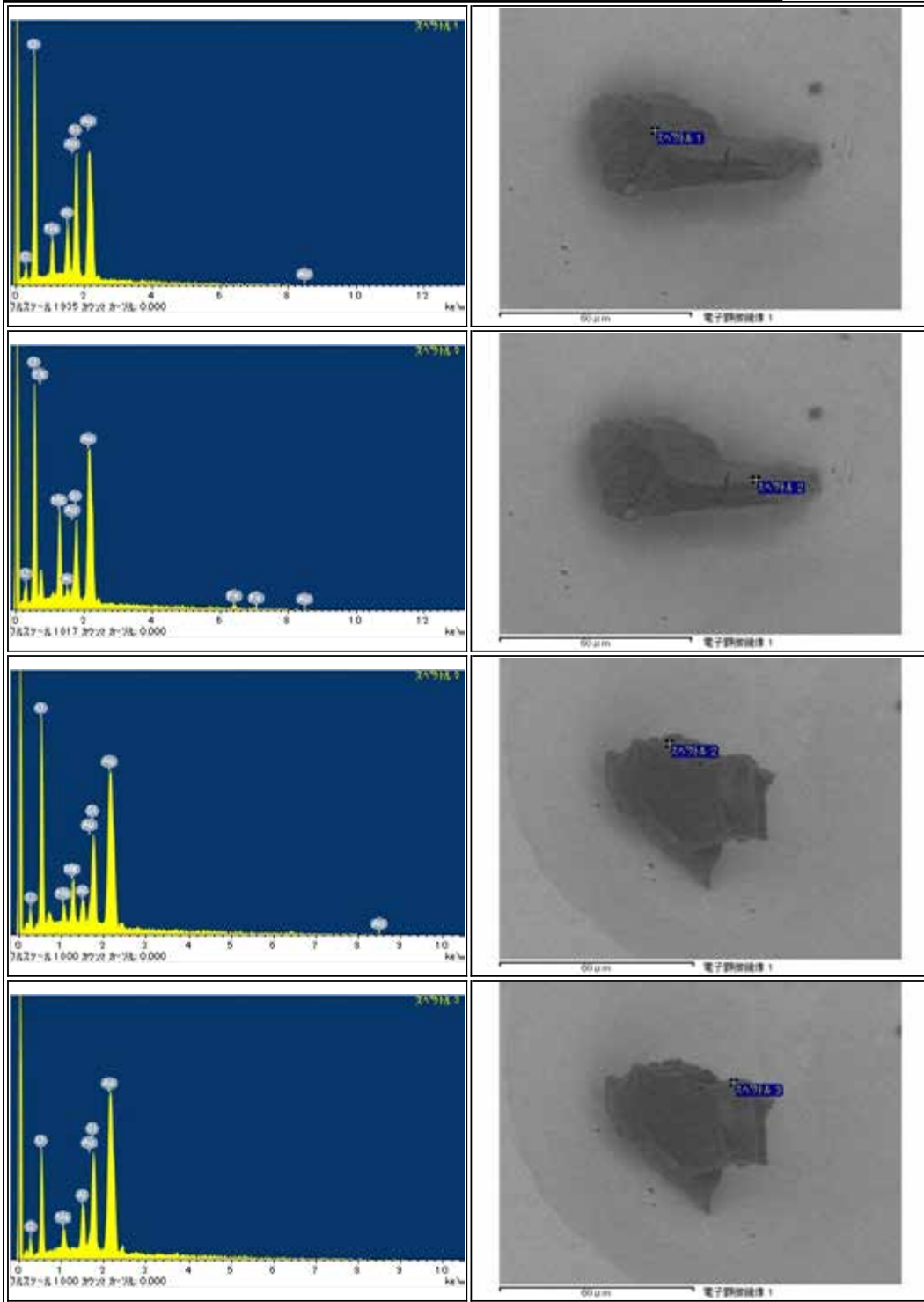
RA-QD02-0258

Parent	Status	Date	Size	Transfer	Category	Phase	InitialAnalysis	label	References	Comment
-	Curation SG10d1	120806	30µm	SG10d1	1	ol,hpx	SEM	-	-	-



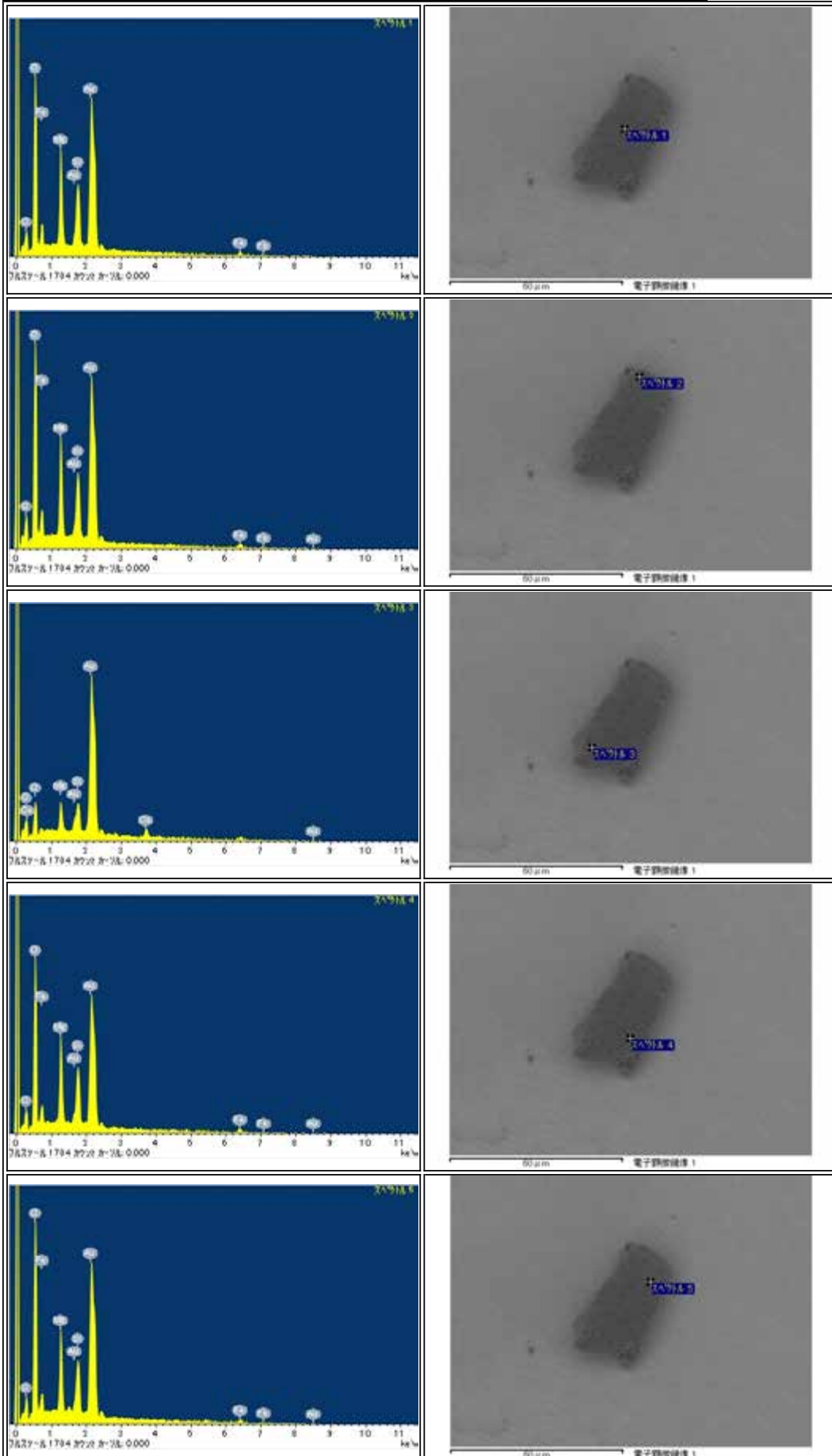
RA-QD02-0259

Parent	Status	Date	Size	Transfer	Category	Phase	InitialAnalysis	label	References	Comment
-	Curation SG10c4	120806	72µm	SG10c4	1	pLol	SEM	-	-	-



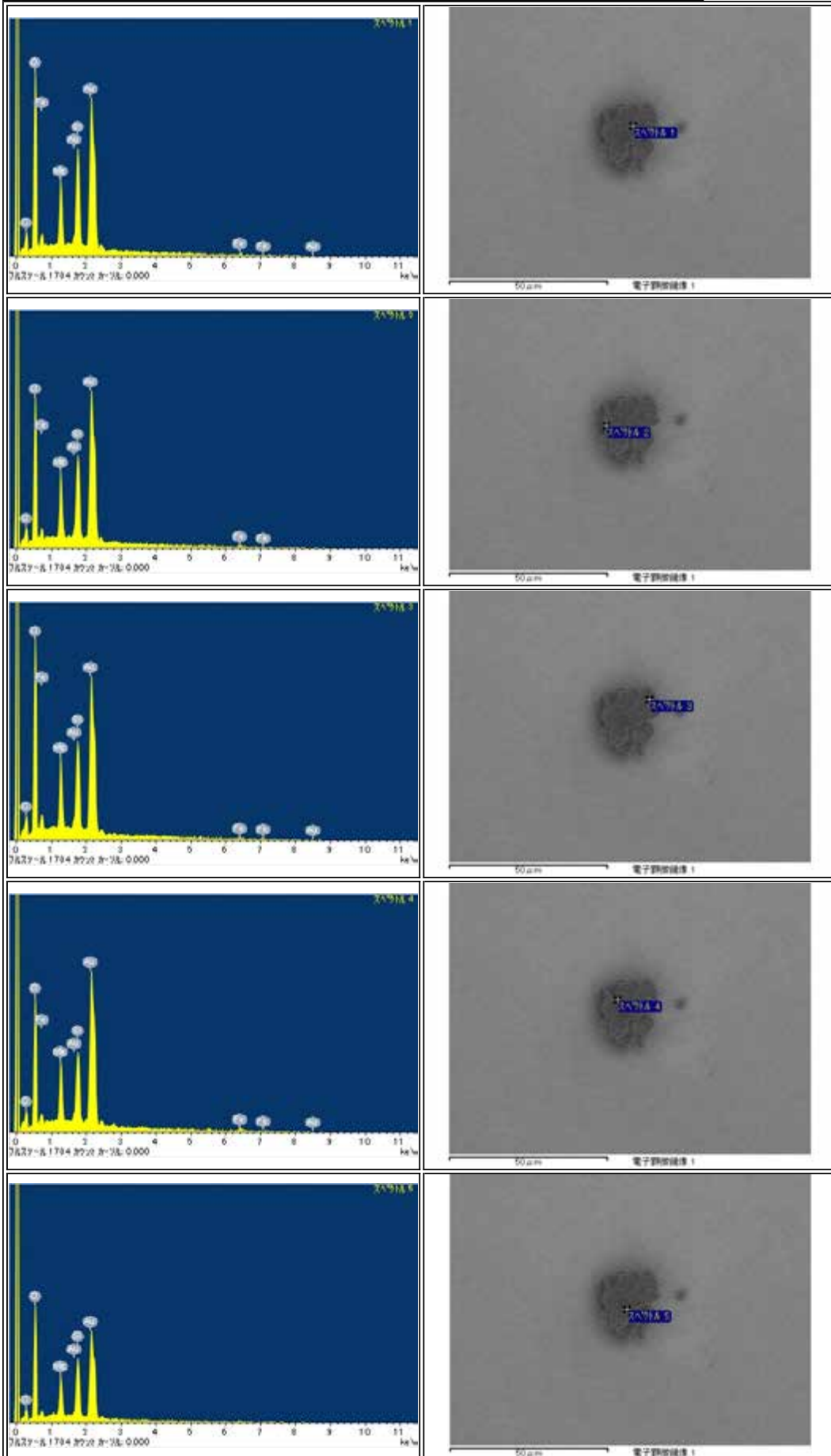
RA-QD02-0260

Parent	Status	Date	Size	Transfer	Category	Phase	InitialAnalysis	label	References	Comment
-	Curation SG10c2	120806	39μm	SG10c2	1	ol,hpx	SEM	-	-	-




RA-QD02-0261

Parent	Status	Date	Size	Transfer	Category	Phase	InitialAnalysis	label	References	Comment
-	Curation SG10c3	120806	23µm	SG10c3	1	lpx	SEM	-	-	-



RA-QD02-0262

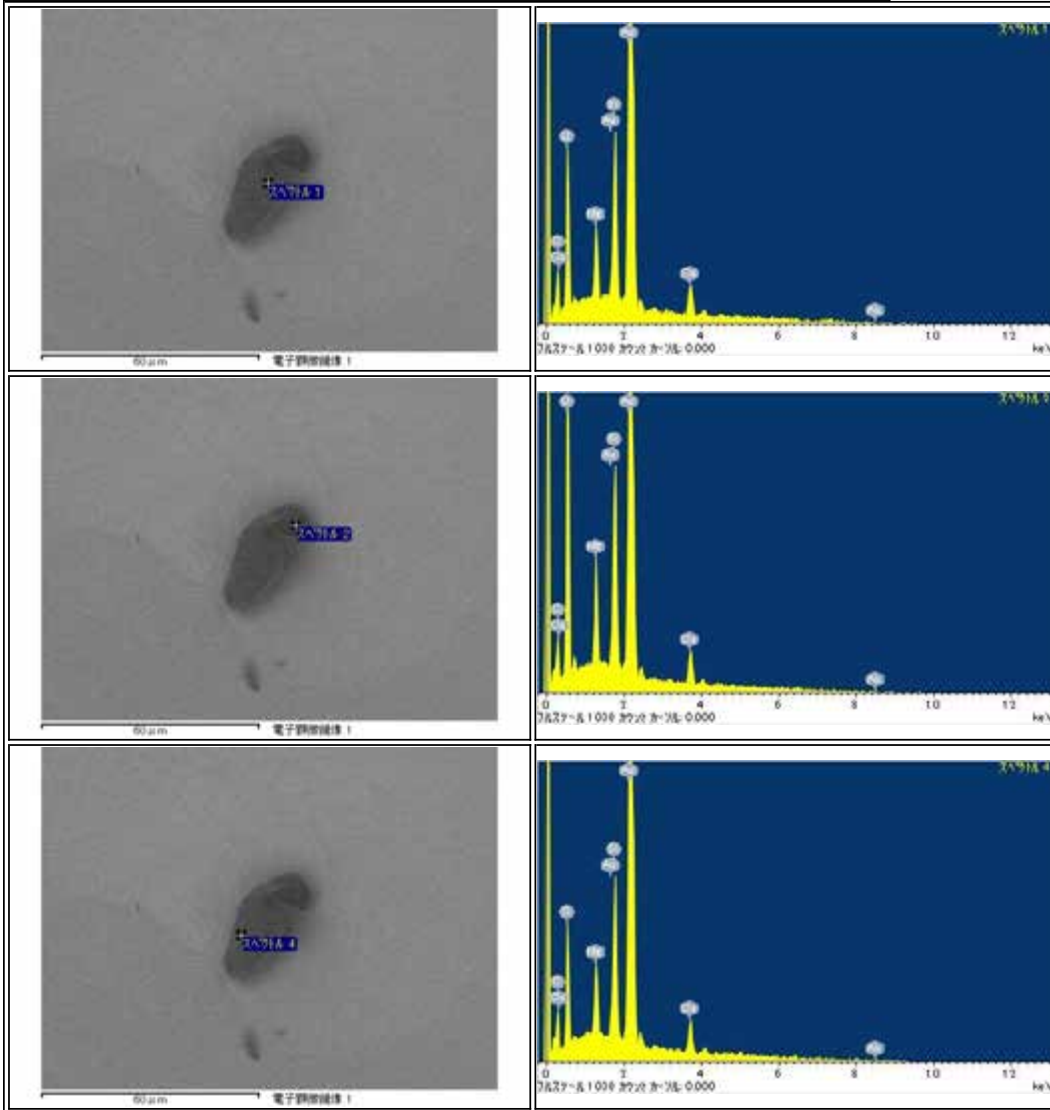
Parent	Status	Date	Size	Transfer	Category	Phase	InitialAnalysis	label	References	Comment
-	Curation SG10d0	120806	36μm	SG10d0	1	ol,lpx	SEM	-	-	-





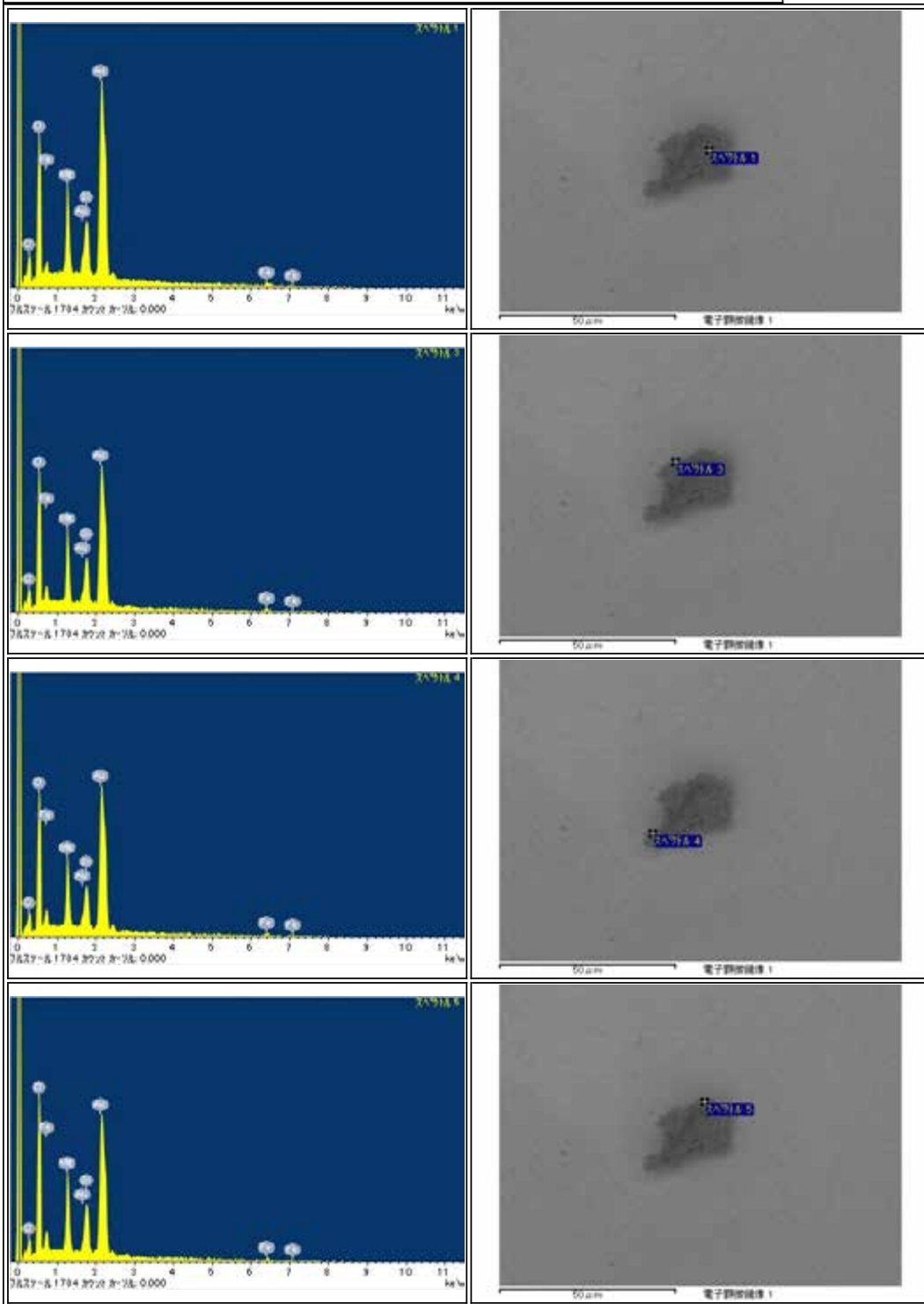
RA-QD02-0263

Parent	Status	Date	Size	Transfer	Category	Phase	InitialAnalysis	label	References	Comment
-	Curation SG10d2	120806	32µm	SG10d2	1	hpx	SEM	-	-	-




RA-QD02-0264

Parent	Status	Date	Size	Transfer	Category	Phase	InitialAnalysis	label	References	Comment
-	Curation SG10d3	120806	28μm	SG10d3	1	ol	SEM	-	-	-



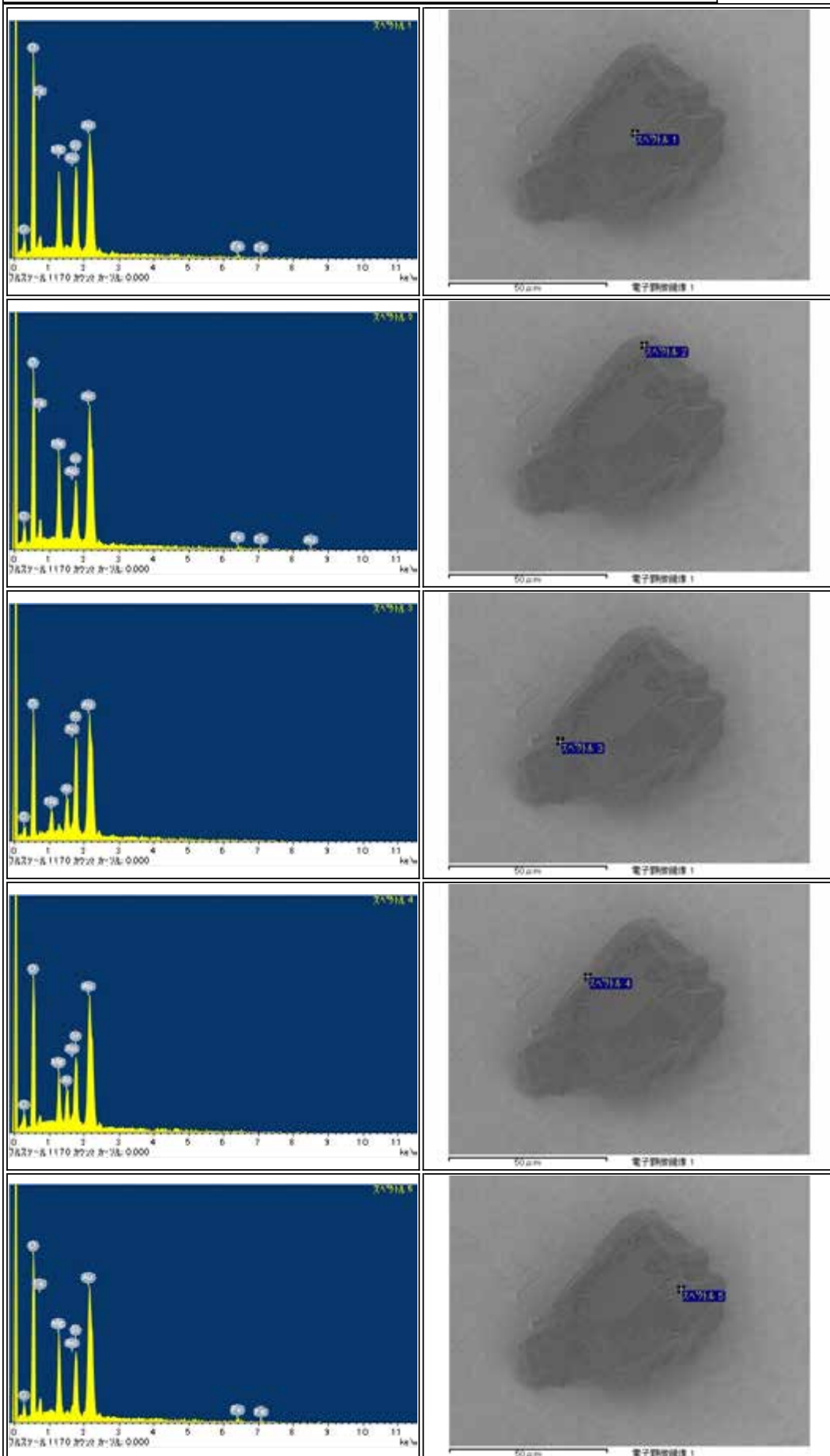
RA-QD02-0265

Parent	Status	Date	Size	Transfer	Category	Phase	InitialAnalysis	label	References	Comment
-	Curation Au plate PS by FIB	121129	24µm	AuY05_Auplate	2	[hpx,pl,ol,tr]	SEM,EPMA	CU1_EXTRA	-	Extra-0013



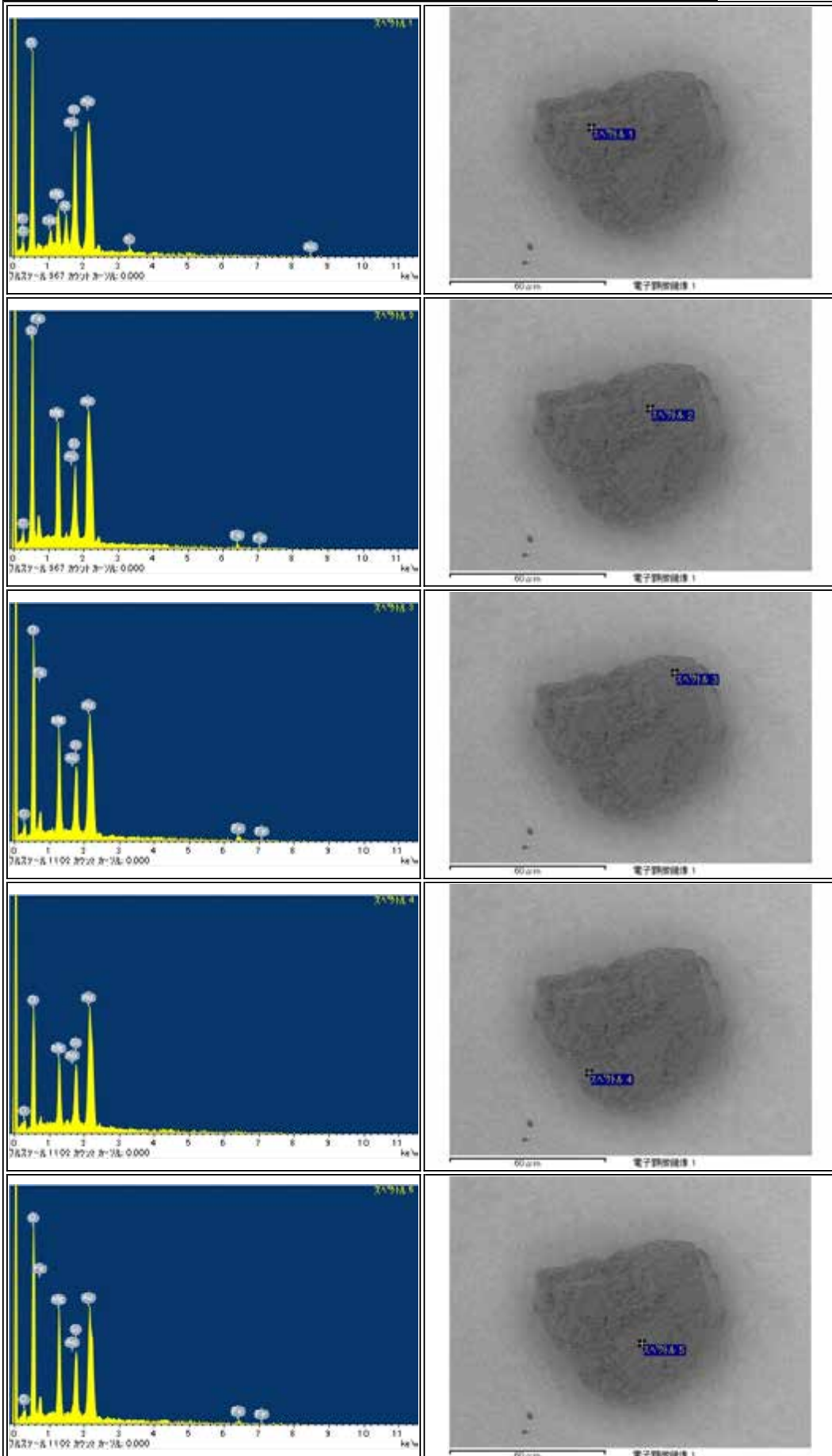
RB-CV-0001

Parent	Status	Date	Size	Transfer	Category	Phase	InitialAnalysis	label	References	Comment
-	Curation SG12a4	121016	67µm	SG12a4	1	ol,pl,lp	SEM	-	-	-



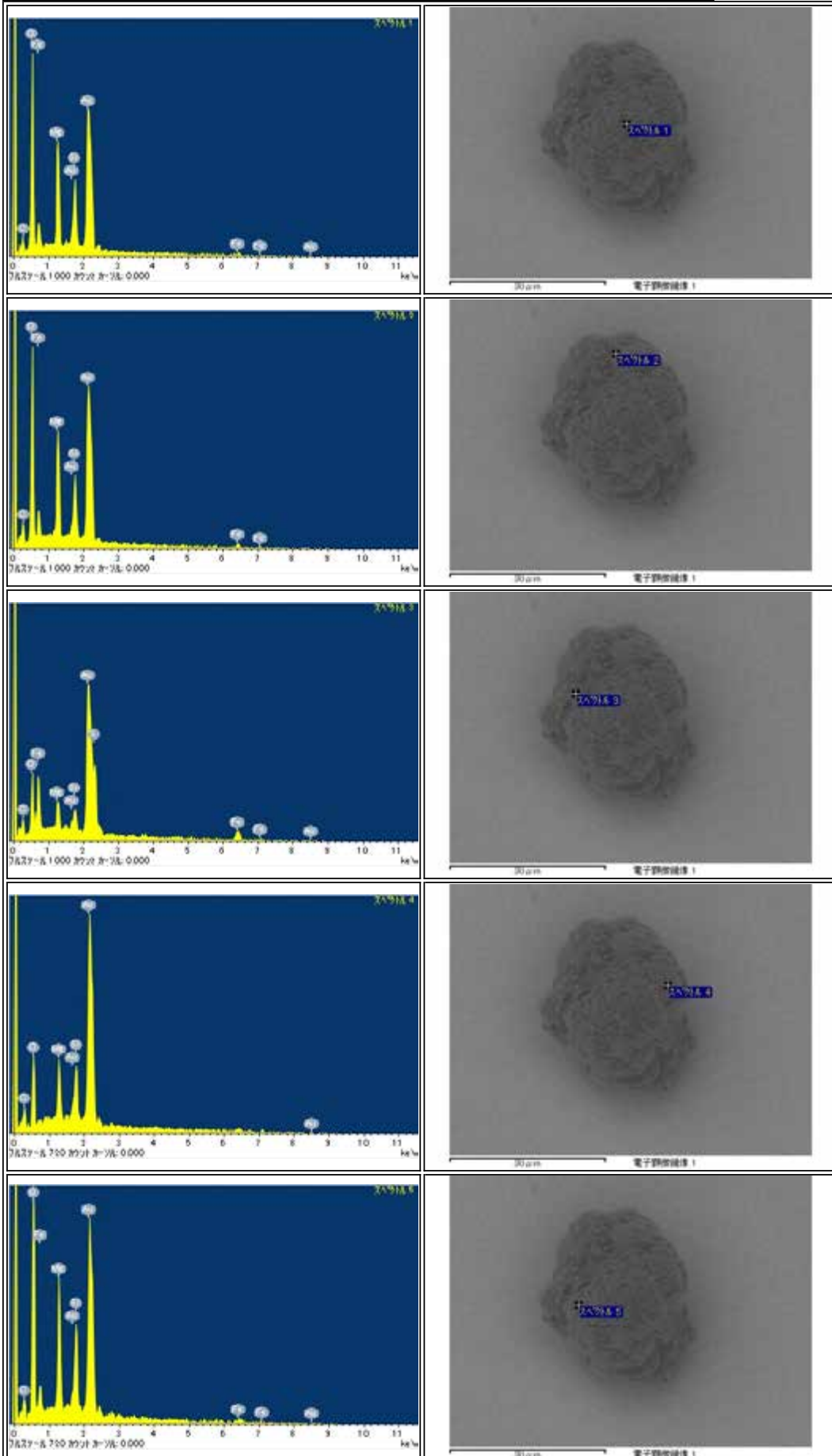
RB-CV-0002

Parent	Status	Date	Size	Transfer	Category	Phase	InitialAnalysis	label	References	Comment
-	Curation SG12a5	121016	71µm	SG12a5	1	ol,K-fld	SEM	-	-	-



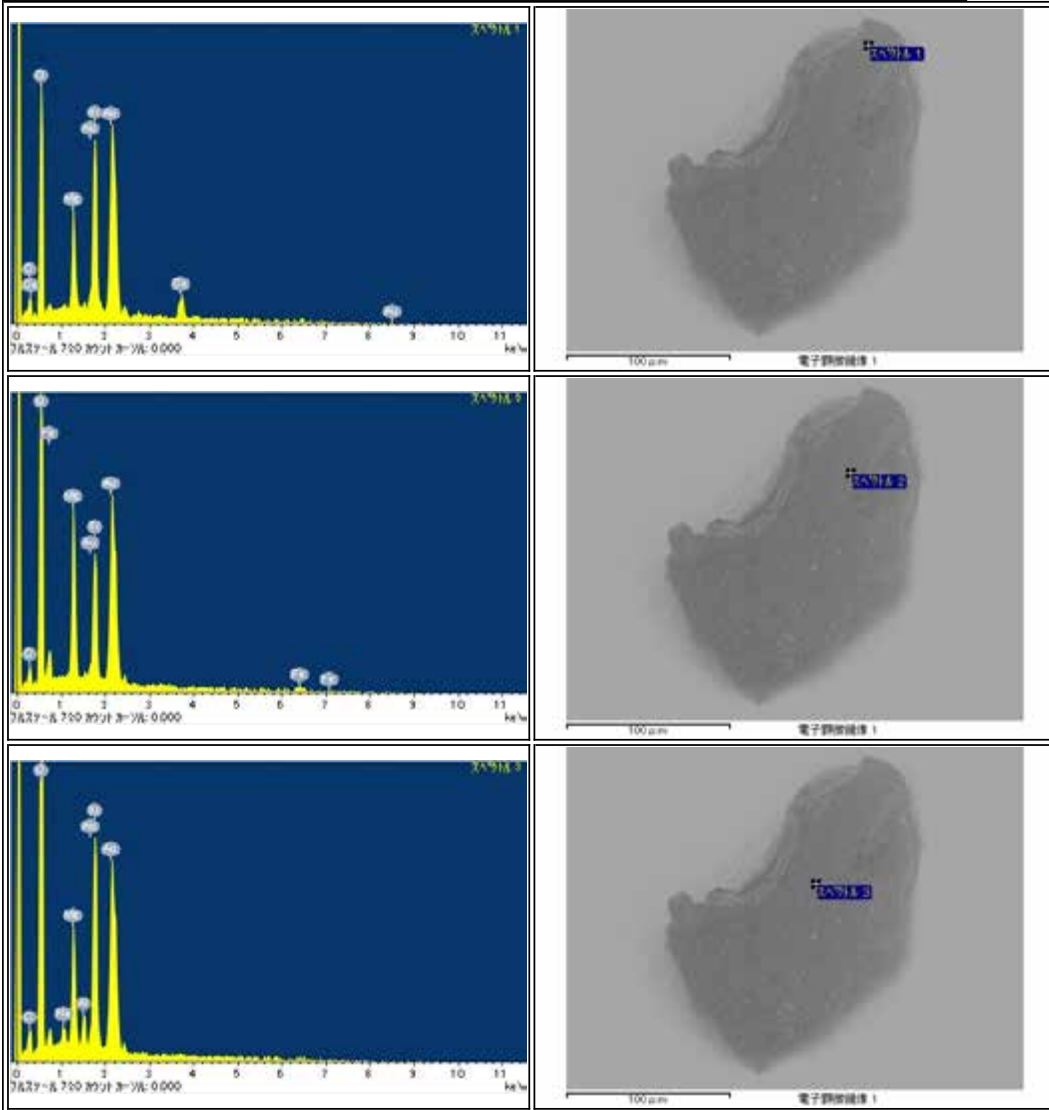
RB-CV-0003

Parent	Status	Date	Size	Transfer	Category	Phase	InitialAnalysis	label	References	Comment
-	Curation SG11f0	121016	33.9μm	SG11f0	2	ol,tr	SEM	-	-	-



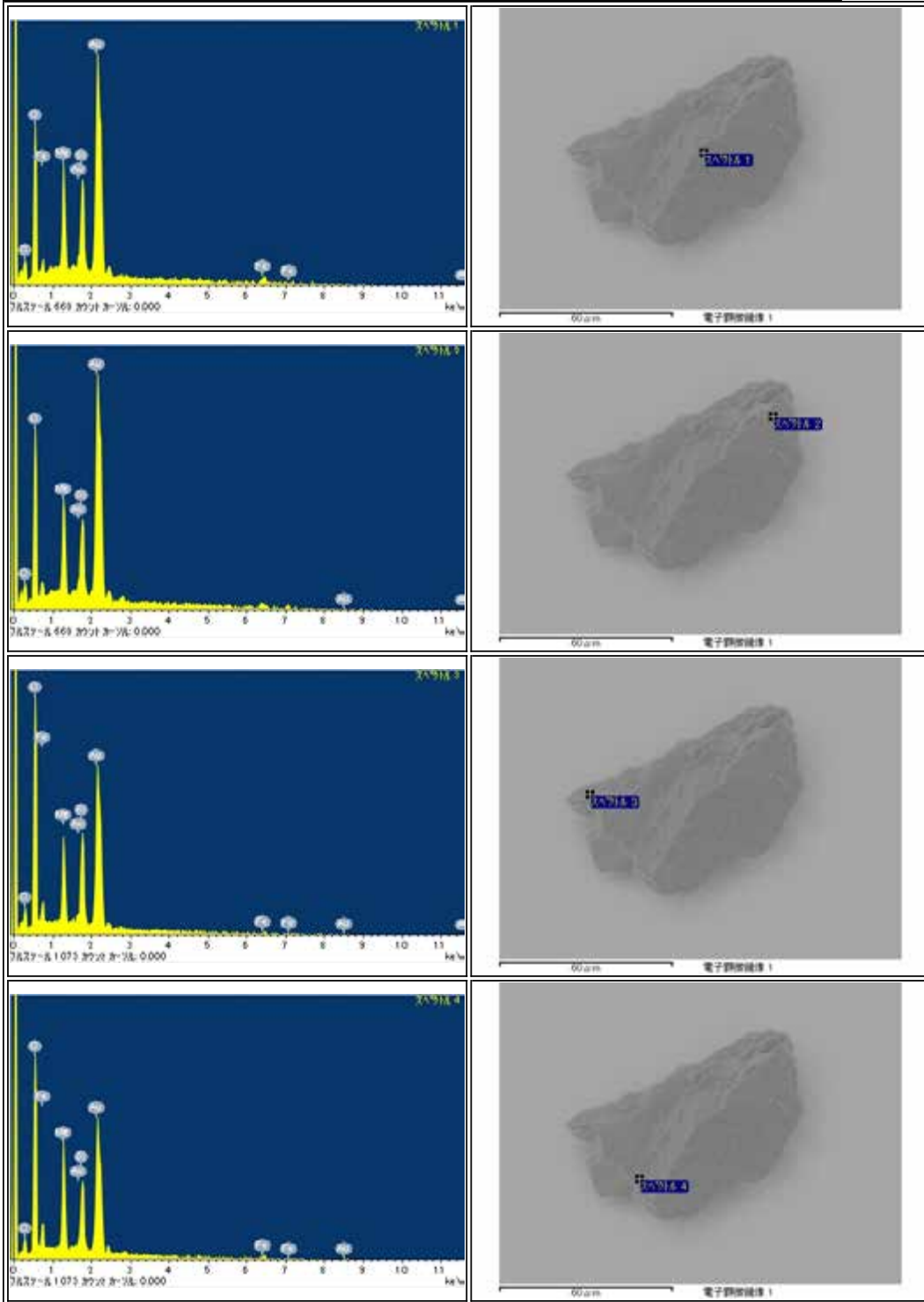
## RB-CV-0004

Parent	Status	Date	Size	Transfer	Category	Phase	InitialAnalysis	label	References	Comment
-	Curation SG12b0	121016	205μm	SG12b0	2	ol,pl,hpx,lpx,tr	SEM	-	-	-



RB-CV-0009

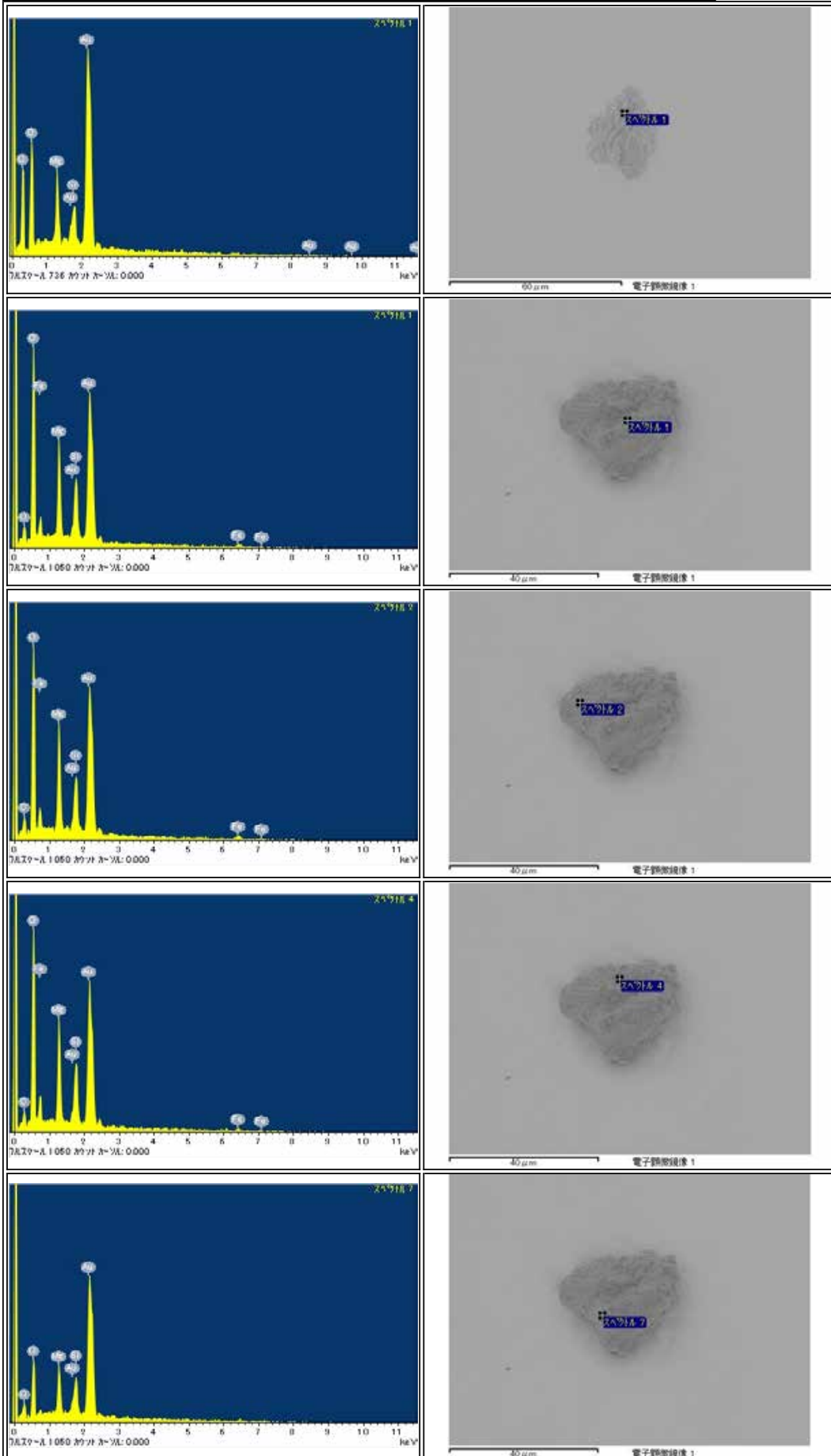
Parent	Status	Date	Size	Transfer	Category	Phase	InitialAnalysis	label	References	Comment
-	Curation SG12b1	121016	88.7μm	SG12b1	1	ol,hpx,lpx,pl	SEM	-	-	-





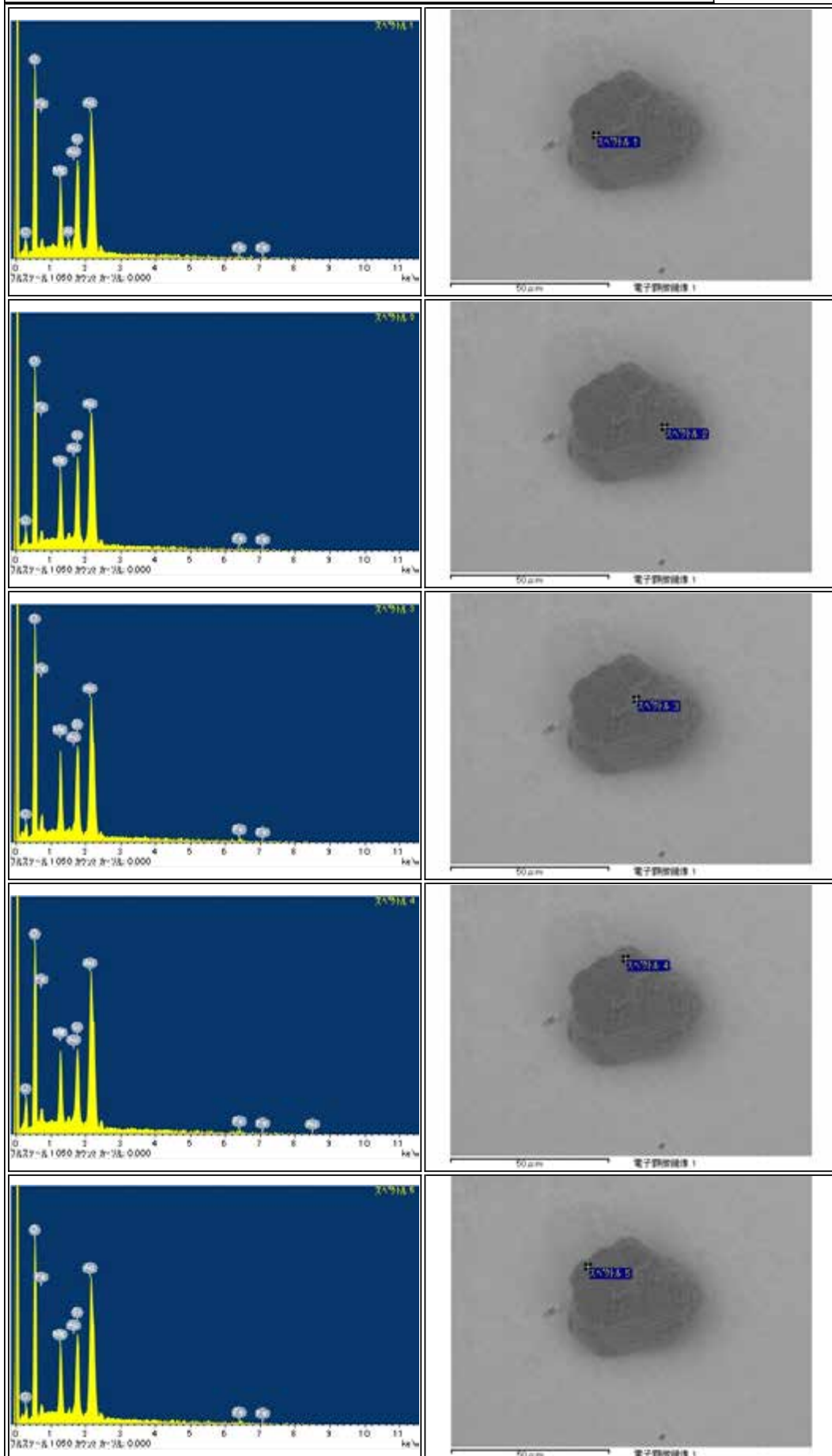
RB-CV-0010

Parent	Status	Date	Size	Transfer	Category	Phase	InitialAnalysis	label	References	Comment
-	Curation SG05d1	121016	33.3µm	SG05d1	1	ol	SEM	-	-	-




RB-CV-0011

Parent	Status	Date	Size	Transfer	Category	Phase	InitialAnalysis	label	References	Comment
-	Curation SG11f1	121016	43.7μm	SG11f1	1	lpx	SEM	-	-	-



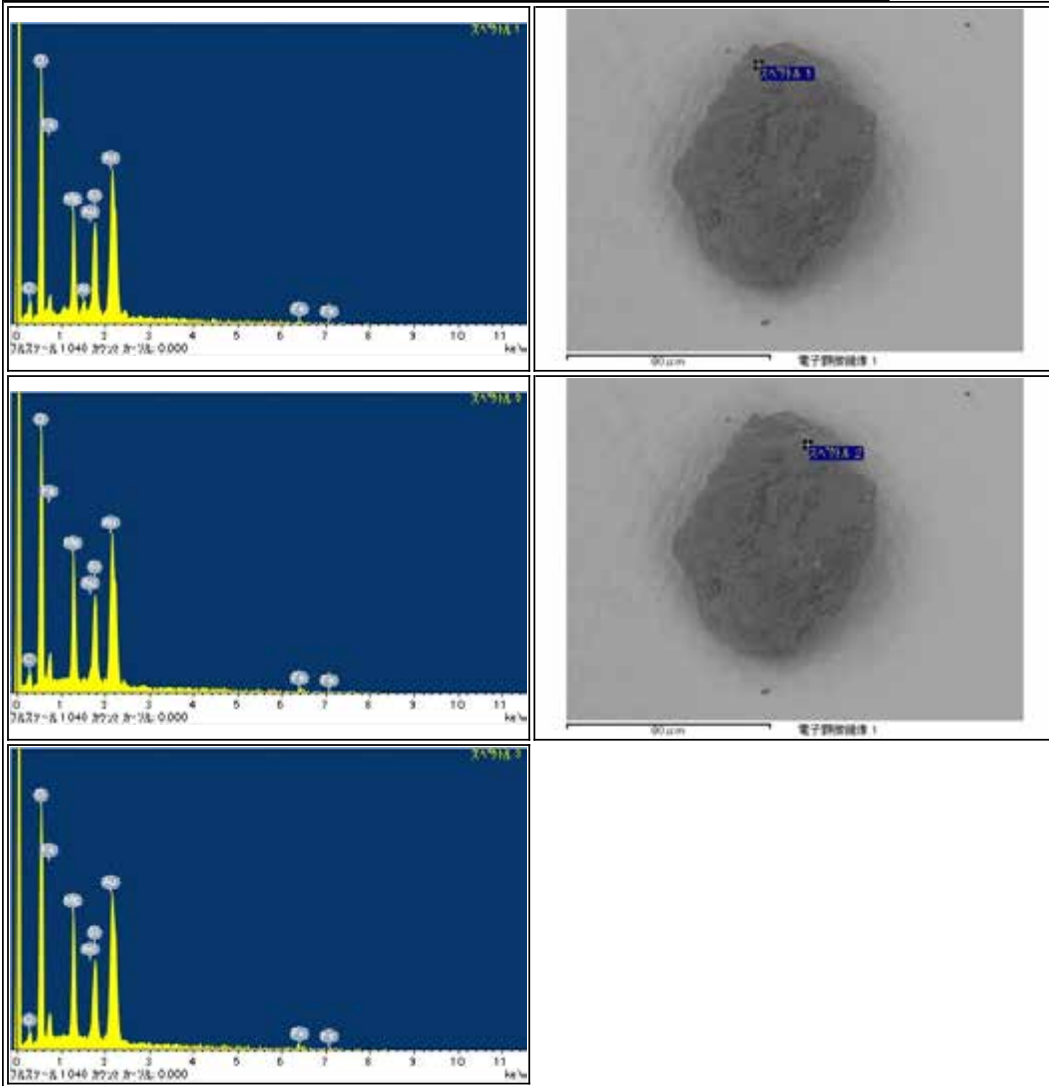
RB-CV-0013

Parent	Status	Date	Size	Transfer	Category	Phase	InitialAnalysis	label	References	Comment
-	Curation SG12b2	121016	98.5µm	SG12b2	1	lpx,pl,hpx,ol	SEM	-	-	-



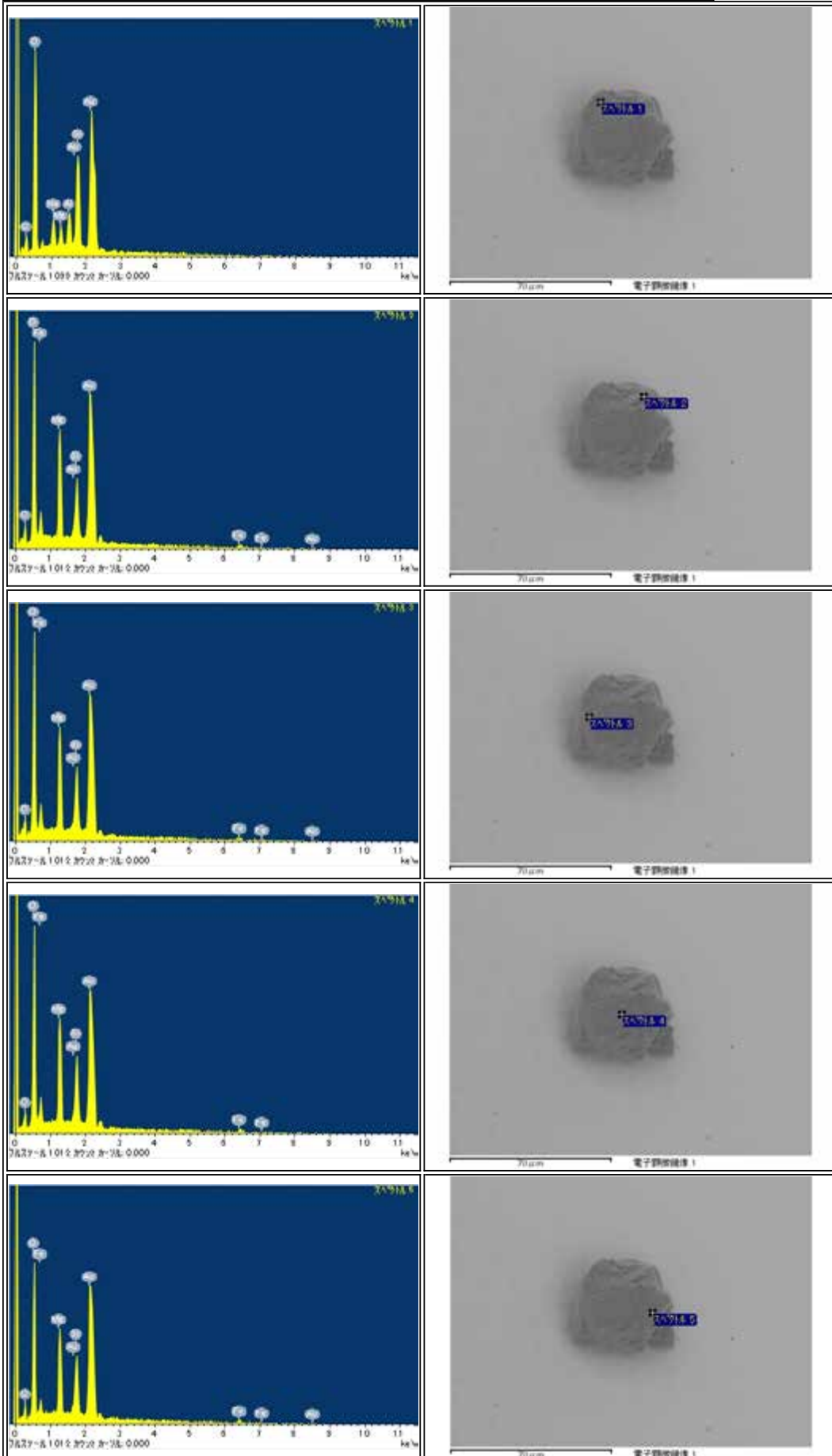
## RB-CV-0014

Parent	Status	Date	Size	Transfer	Category	Phase	InitialAnalysis	label	References	Comment
-	Curation SG12b3	121016	98μm	SG12b3	2	ol, tr	SEM	-	-	-



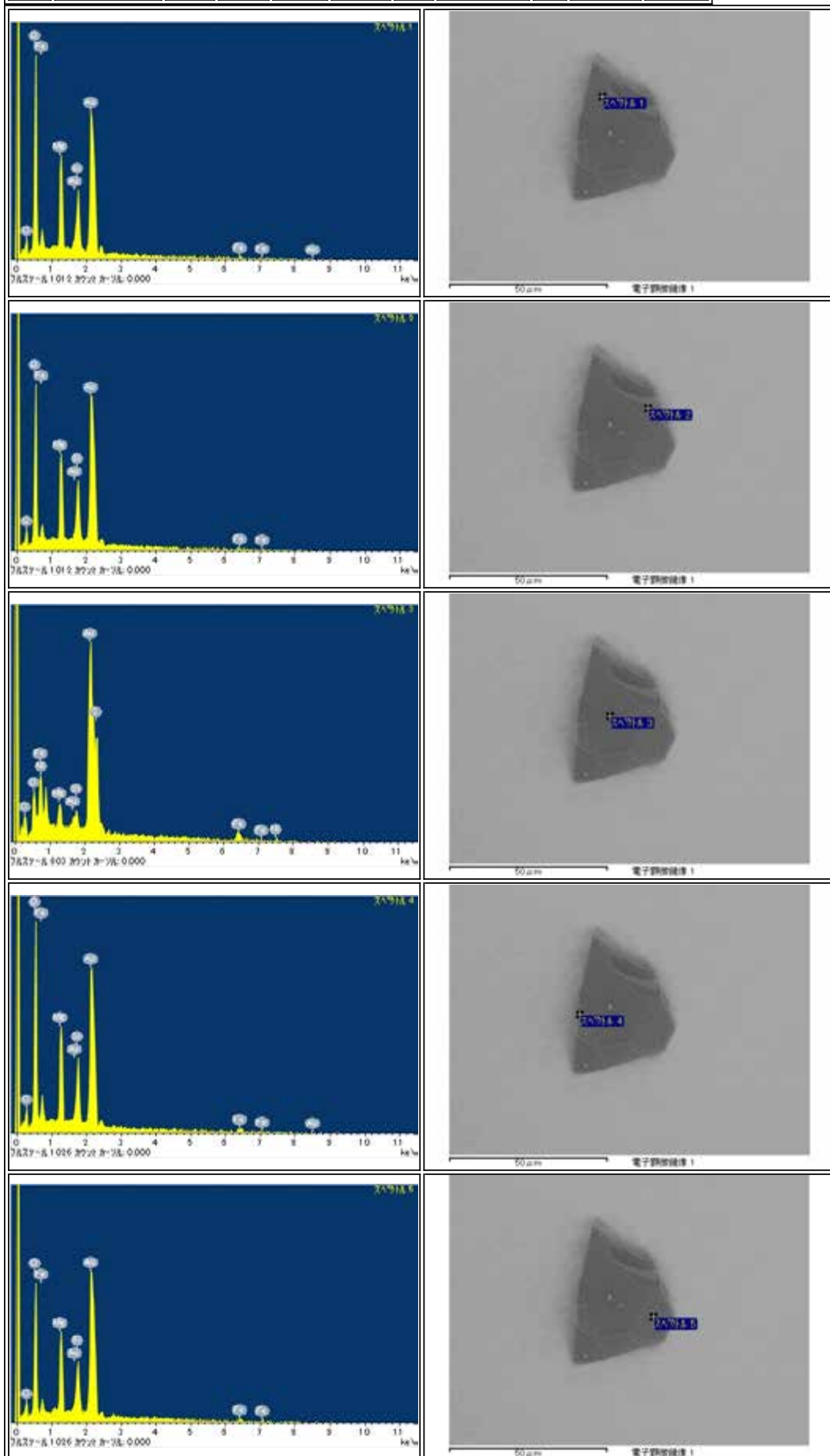
RB-CV-0015

Parent	Status	Date	Size	Transfer	Category	Phase	InitialAnalysis	label	References	Comment
-	Curation SG11f2	121016	45.5µm	SG11f2	1	ol,pl	SEM	-	-	-



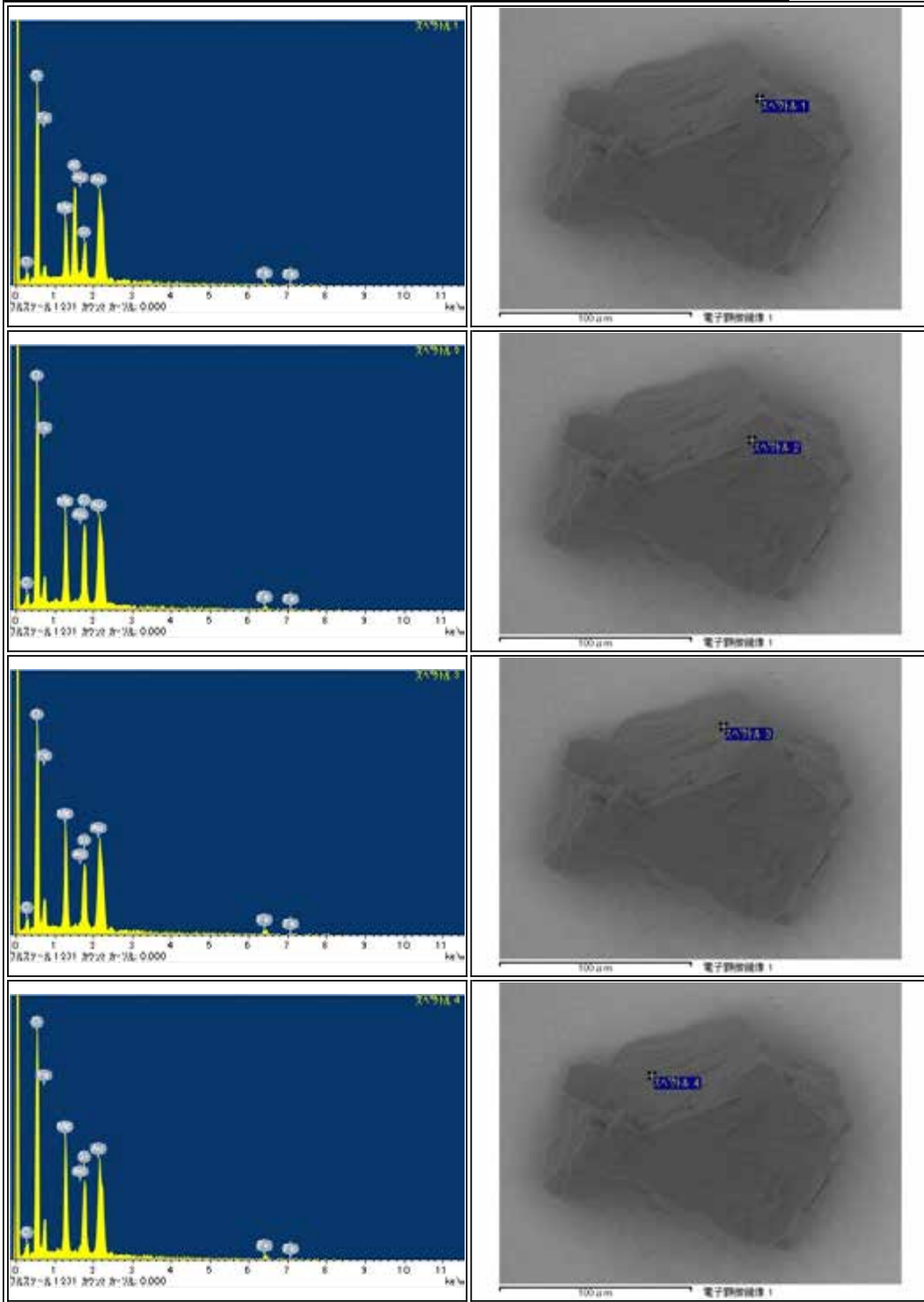
RB-CV-0016

Parent	Status	Date	Size	Transfer	Category	Phase	InitialAnalysis	label	References	Comment
-	Curation SG11f3	121016	47.4μm	SG11f3	2	ol,tr	SEM	-	-	-



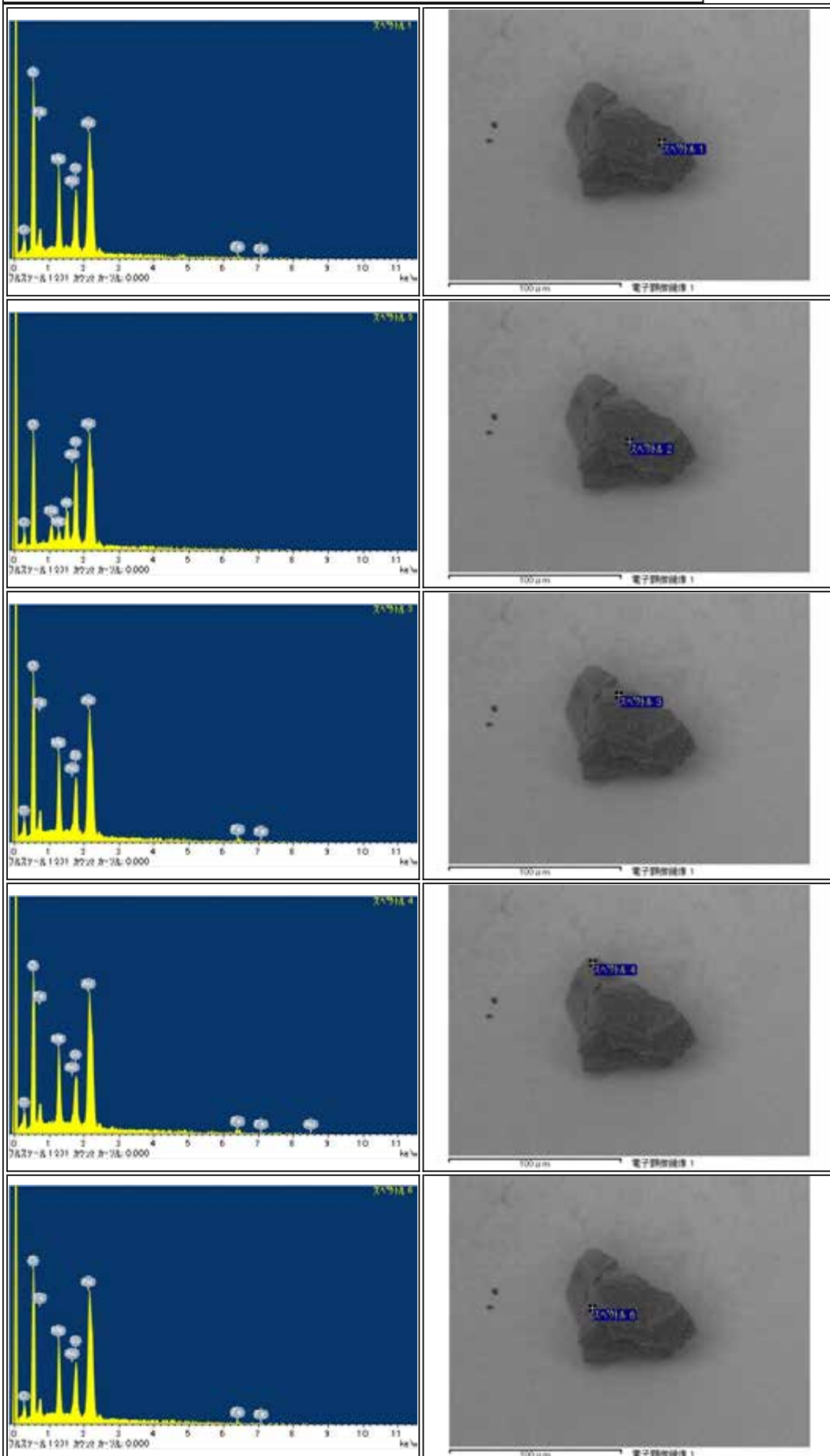
RB-CV-0022

Parent	Status	Date	Size	Transfer	Category	Phase	InitialAnalysis	label	References	Comment
-	Curation SG12f1	121107	164µm	SG12f1	I	ol,Al	SEM	CU2	-	-



RB-CV-0023

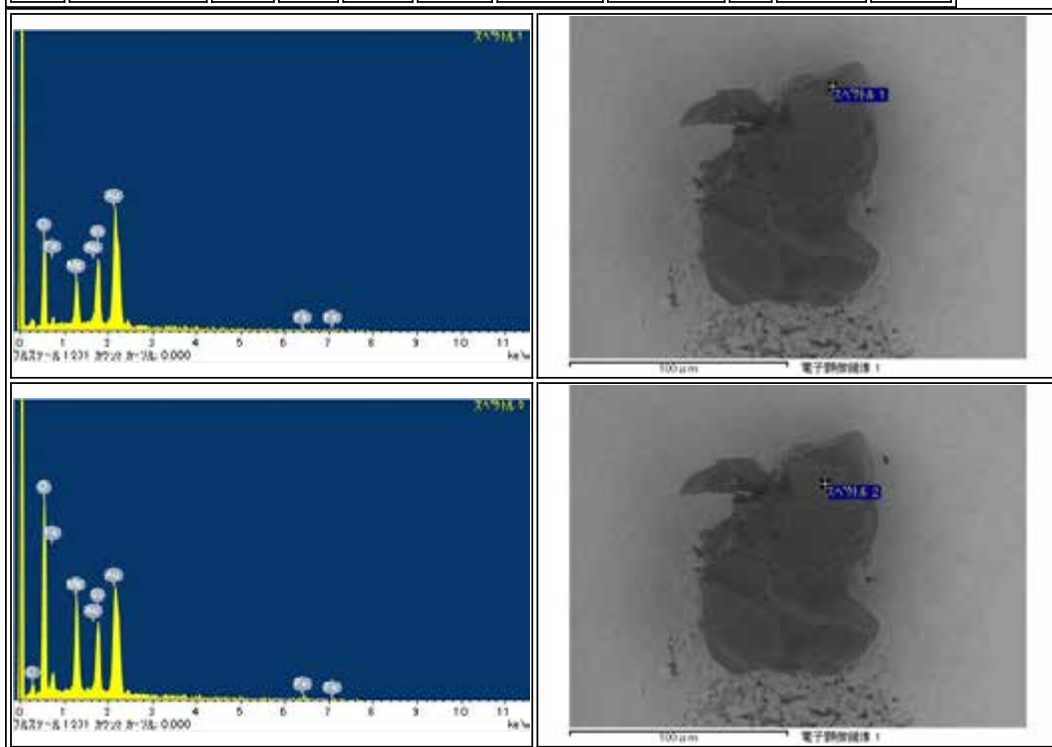
Parent	Status	Date	Size	Transfer	Category	Phase	InitialAnalysis	label	References	Comment
-	Curation SG12b4	121106	52µm	SG12b4	1	ol,pl	SEM	-	-	-





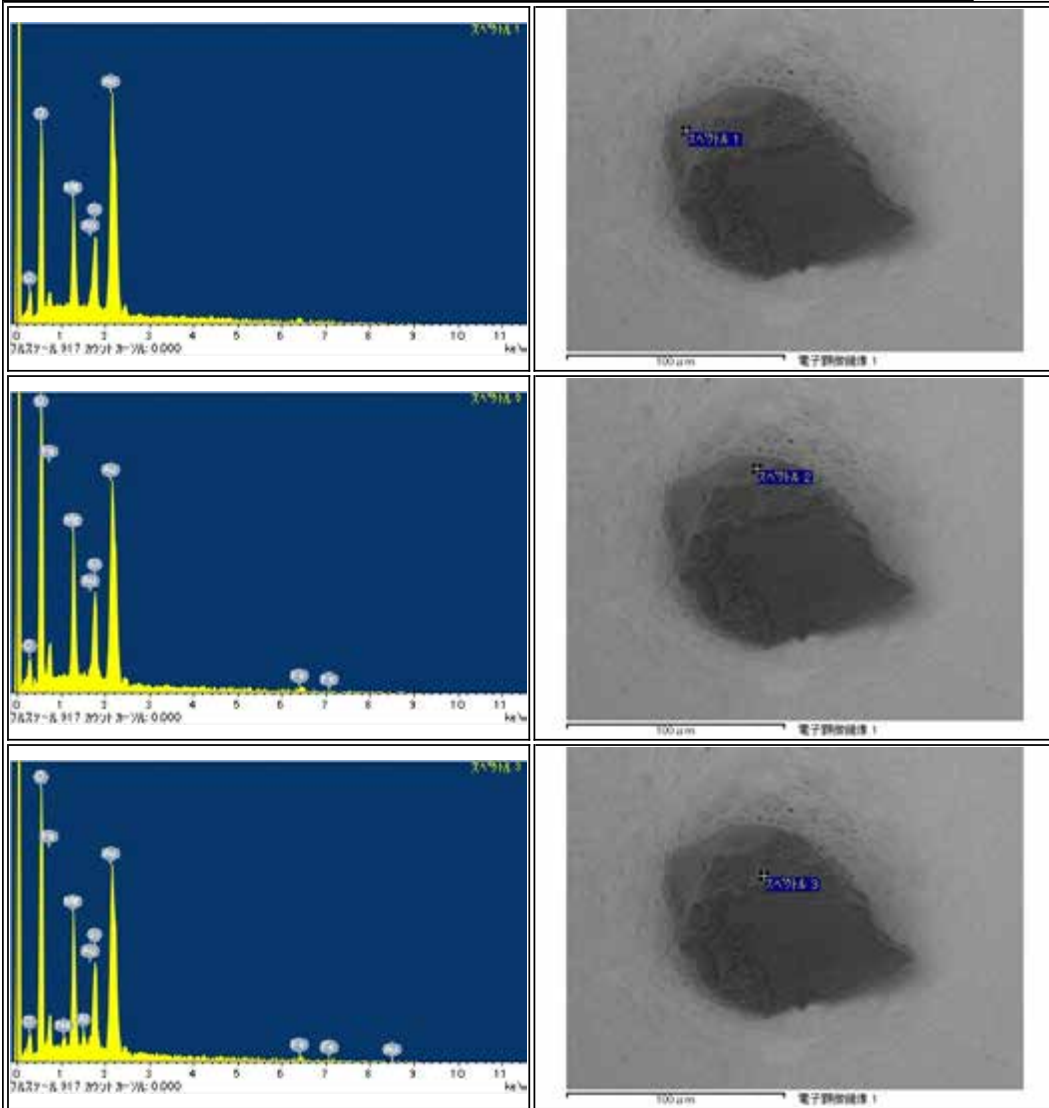
RB-CV-0024

Parent	Status	Date	Size	Transfer	Category	Phase	InitialAnalysis	label	References	Comment
-	Curation SG12c1	121107	108μm	SG12c1	2	ol,lp,pl,chl	SEM	-	-	-



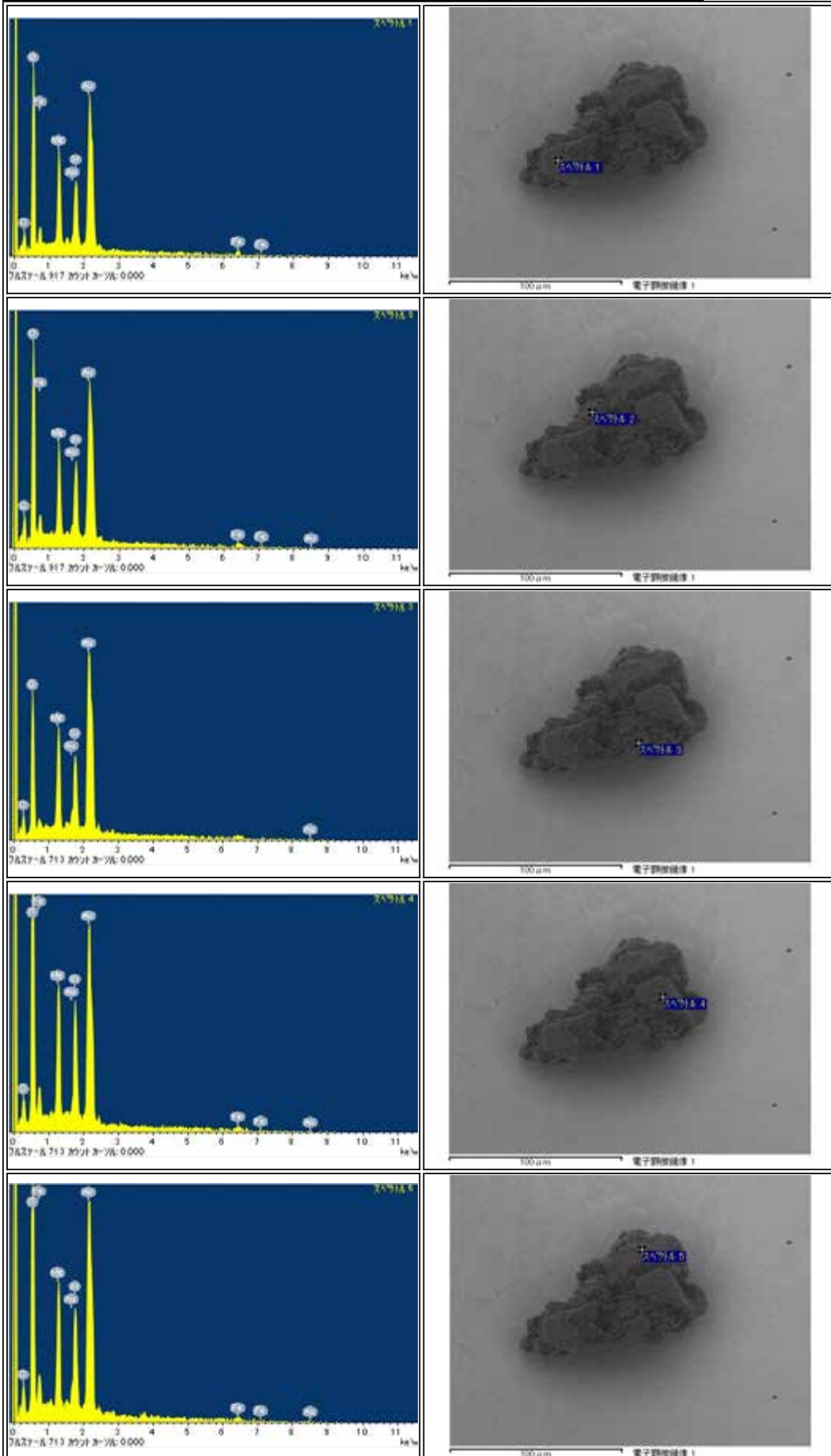
## RB-CV-0025

Parent	Status	Date	Size	Transfer	Category	Phase	InitialAnalysis	label	References	Comment
-	Curation SG12b5	121107	91μm	SG12b5	1	ol,pl,hpx,(Ca,Cl)	SEM	CO	-	-



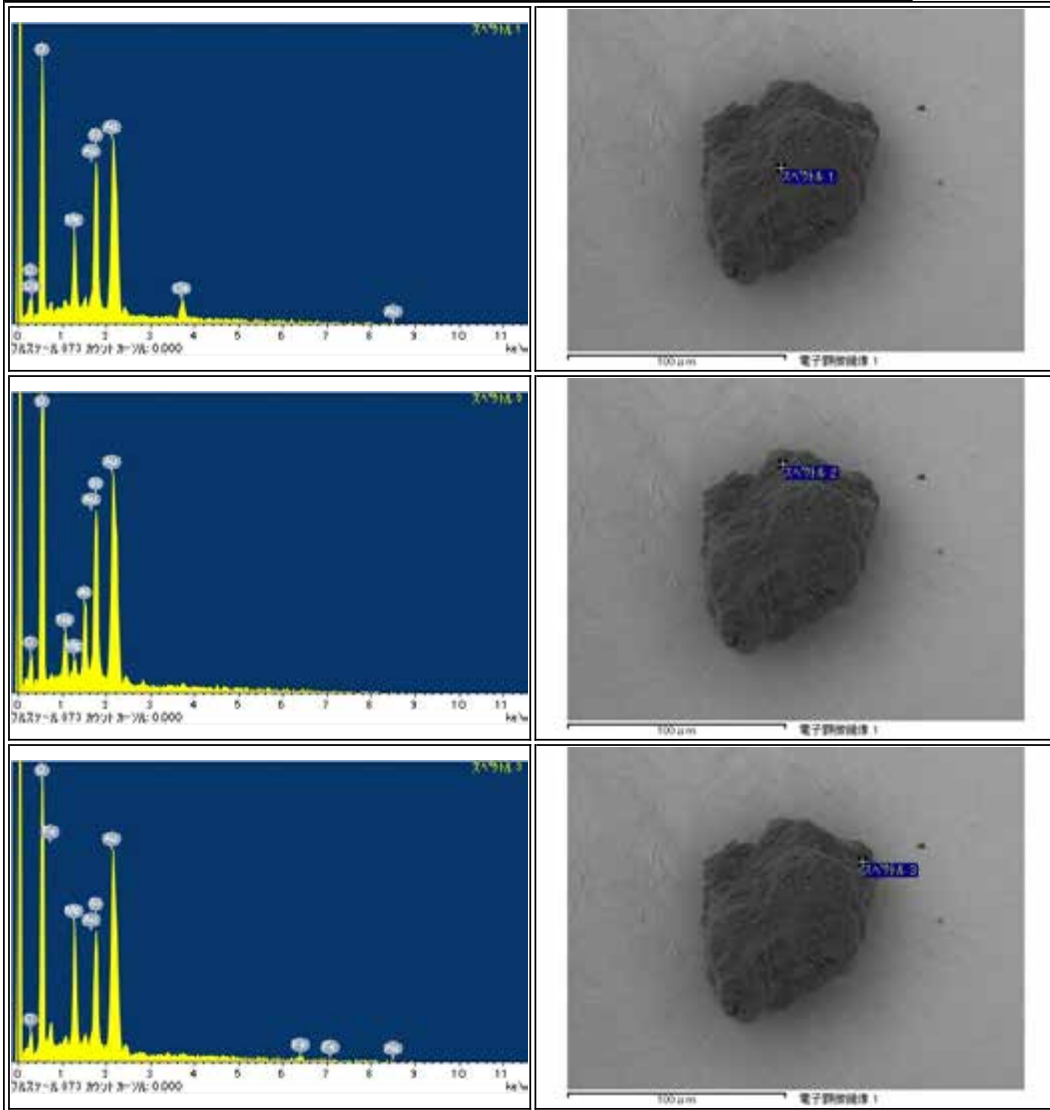
RB-CV-0026

Parent	Status	Date	Size	Transfer	Category	Phase	Initial Analysis	label	References	Comment
-	Curation SG12c0	121107	88µm	SG12c0	1	ol	SEM	CU1	-	-



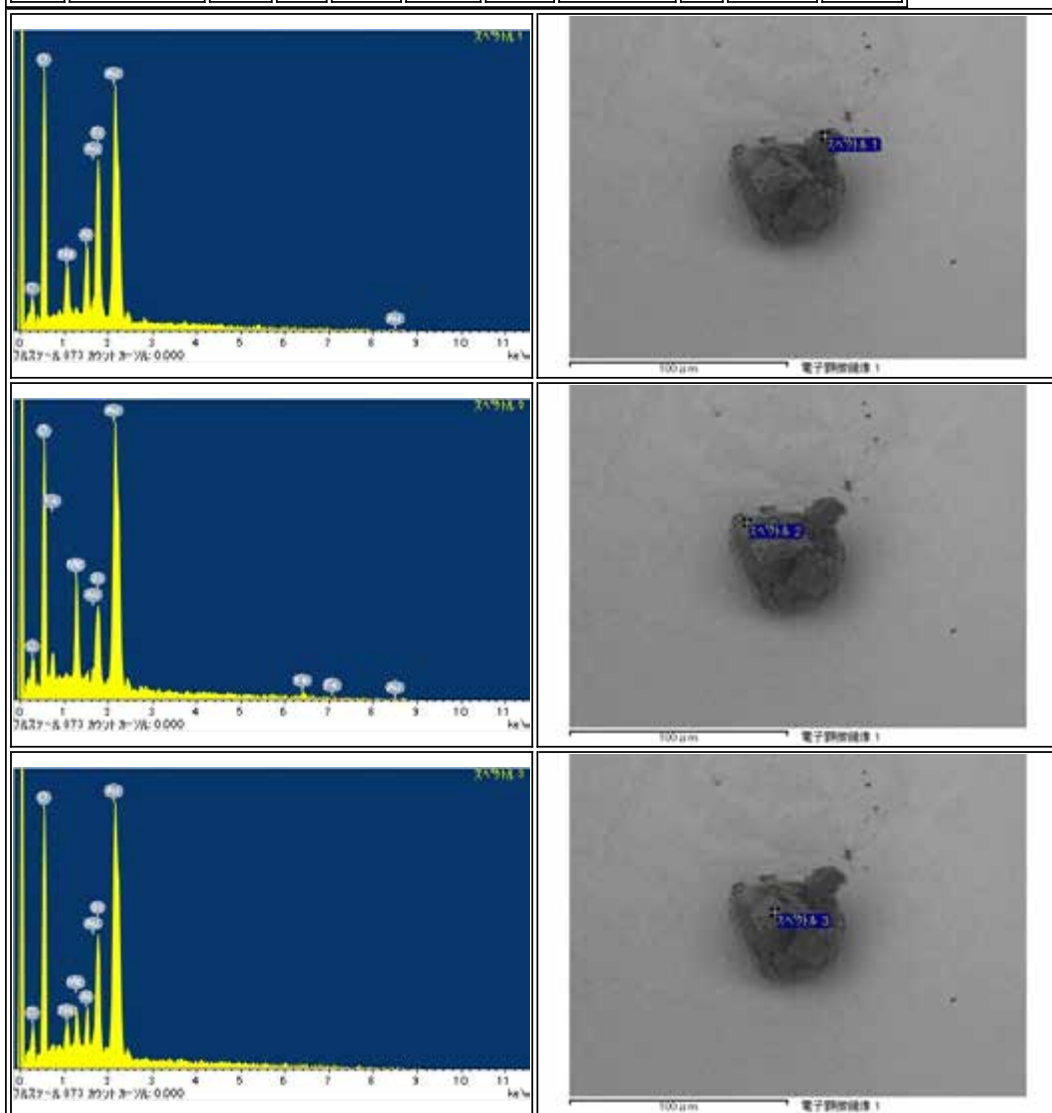
RB-CV-0028

Parent	Status	Date	Size	Transfer	Category	Phase	InitialAnalysis	label	References	Comment
-	Curation SG12c2	121107	76μm	SG12c2	1	pl,hpx,ol	SEM	-	-	-



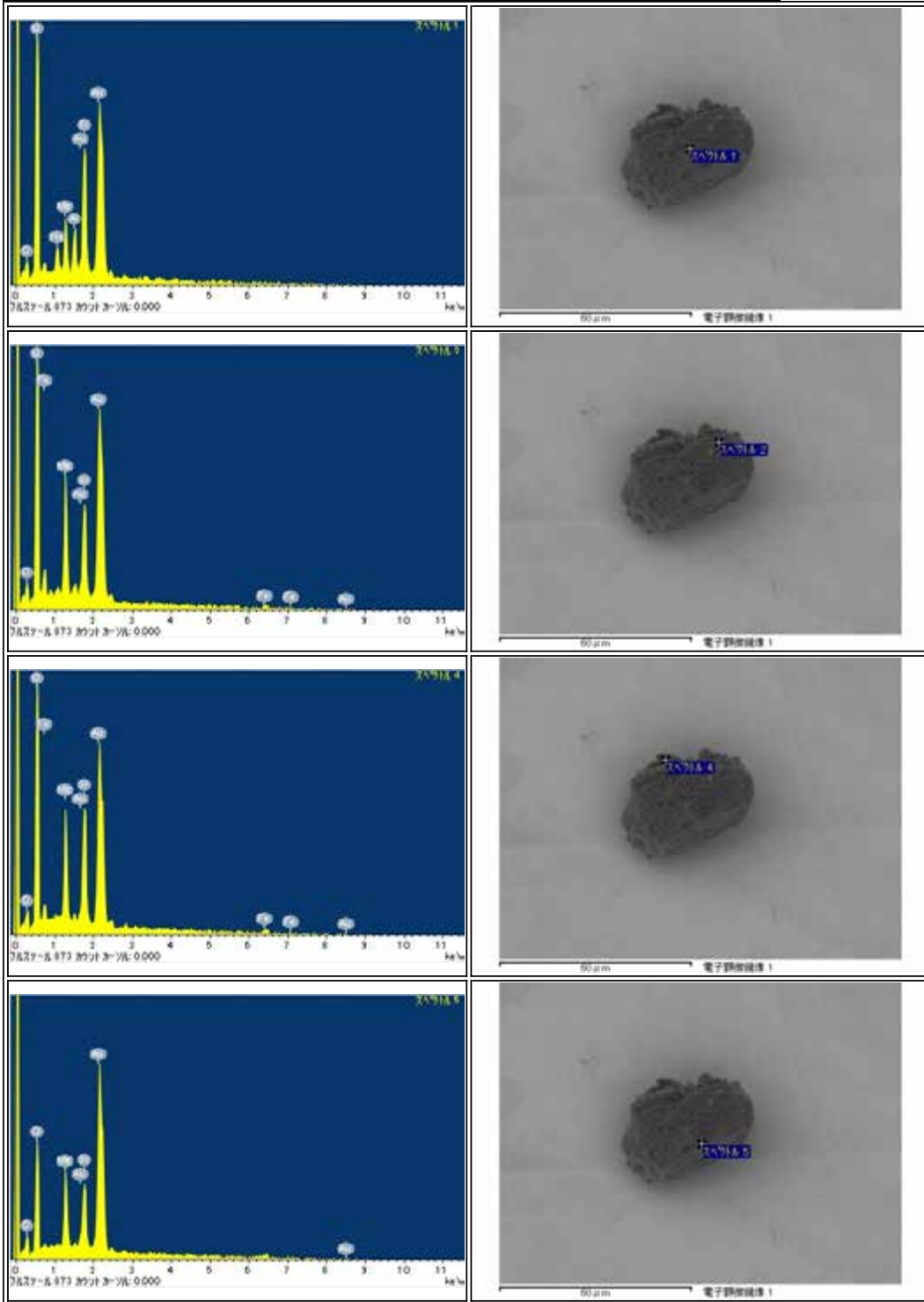
RB-CV-0030

Parent	Status	Date	Size	Transfer	Category	Phase	InitialAnalysis	label	References	Comment
-	Curation SG11f4	121107	34µm	SG11f4	1	lpx,pl,ol	SEM	-	-	-



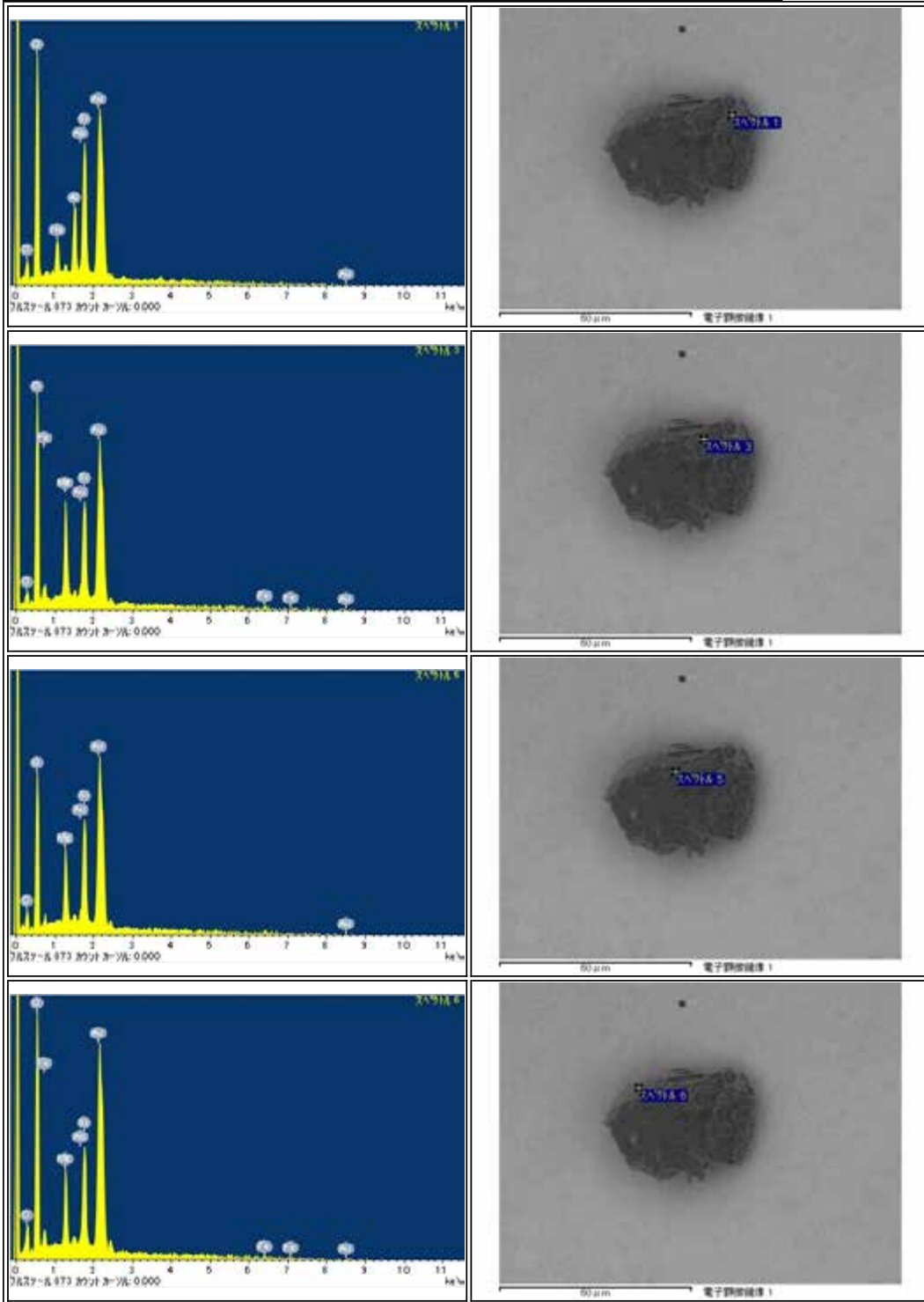
RB-CV-0033

Parent	Status	Date	Size	Transfer	Category	Phase	InitialAnalysis	label	References	Comment
-	Curation SG11f5	121107	44µm	SG11f5	1	ol,pl	SEM	-	-	-



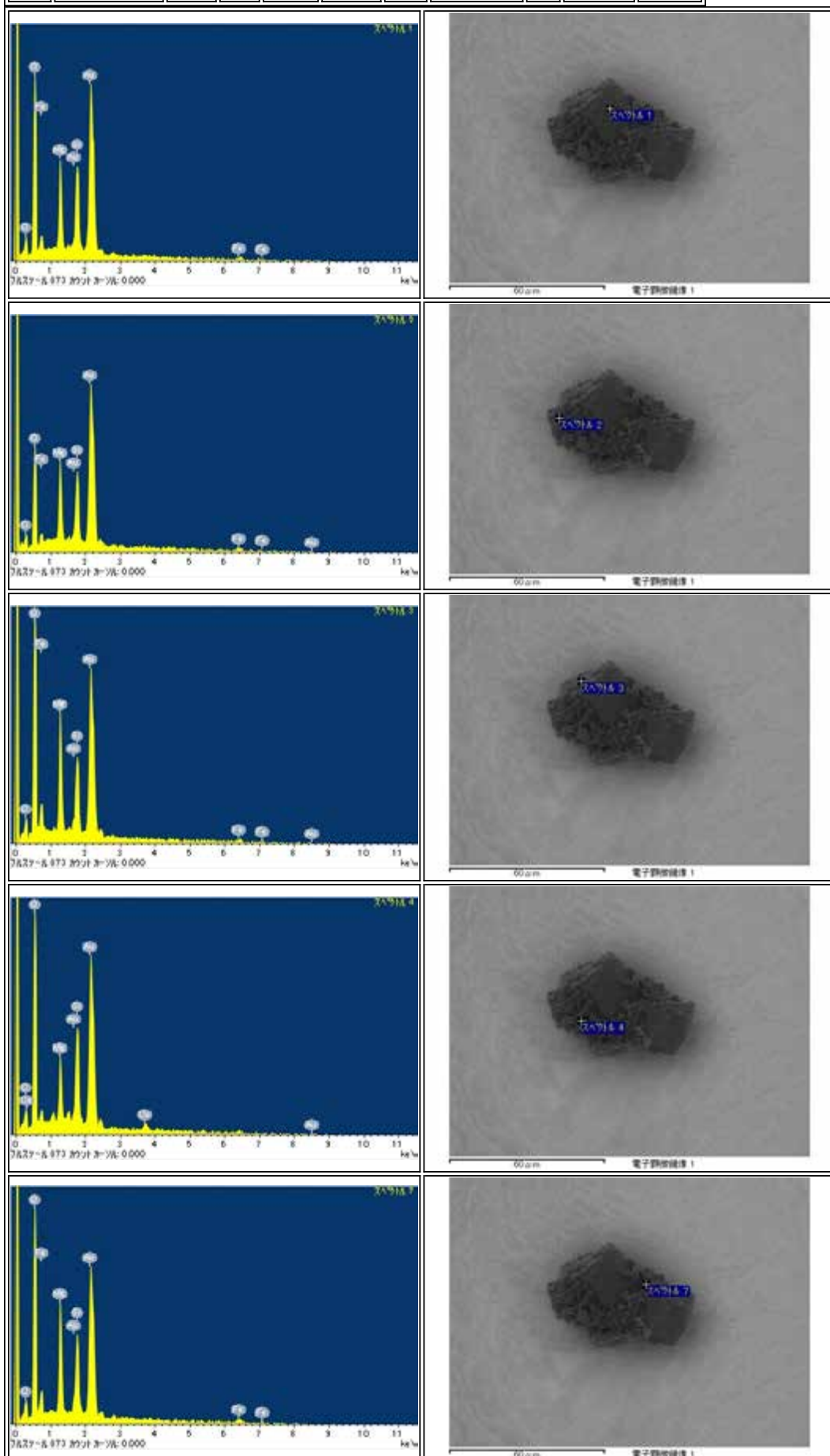
RB-CV-0034

Parent	Status	Date	Size	Transfer	Category	Phase	InitialAnalysis	label	References	Comment
-	Curation SG17a0	121107	49µm	SG17a0	1	lpx.pl	SEM	-	-	-



RB-CV-0036

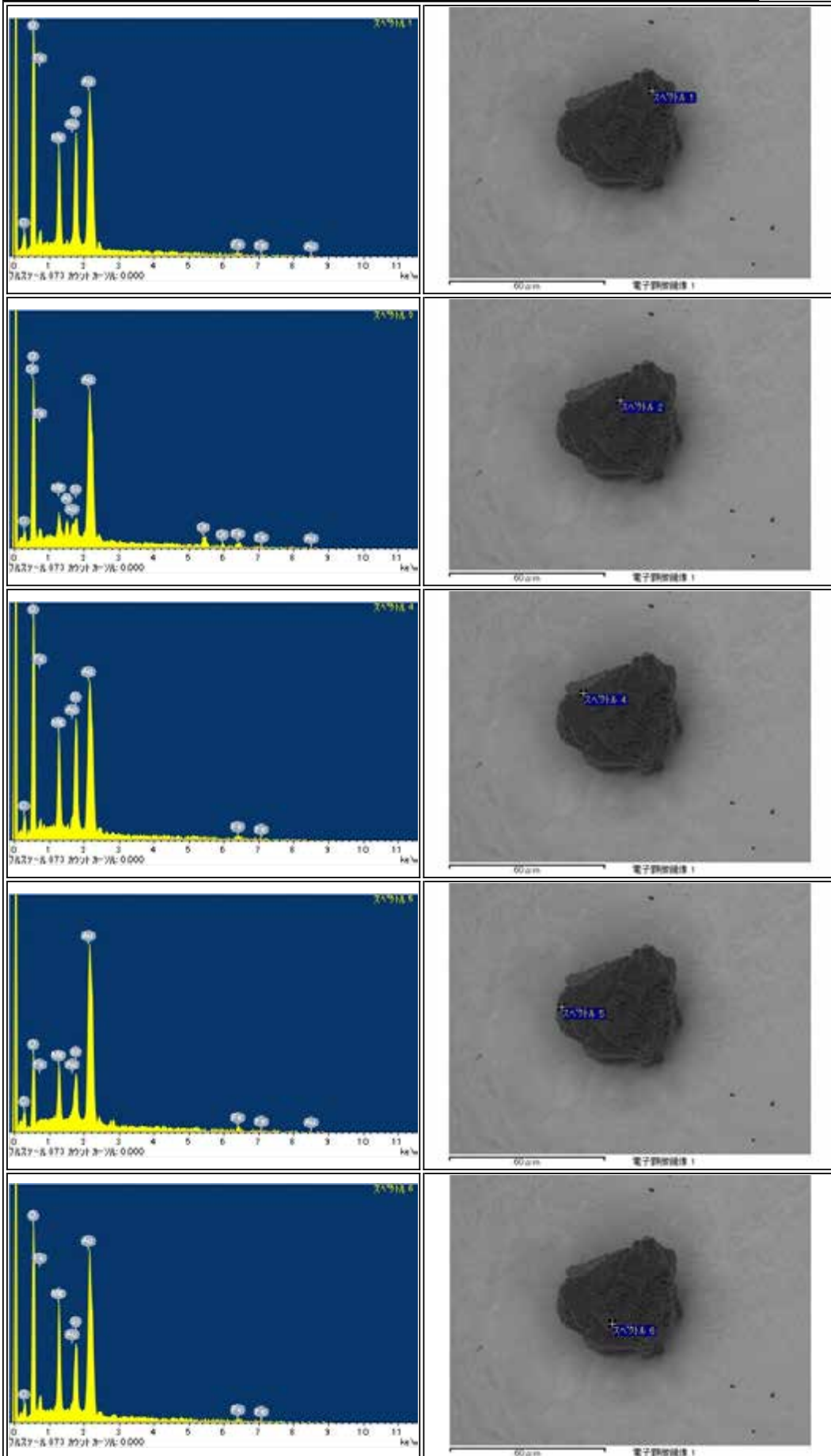
Parent	Status	Date	Size	Transfer	Category	Phase	InitialAnalysis	label	References	Comment
-	Curation SG12c3	121107	58μm	SG12c3	1	ol,hpx	SEM	CUI	-	-





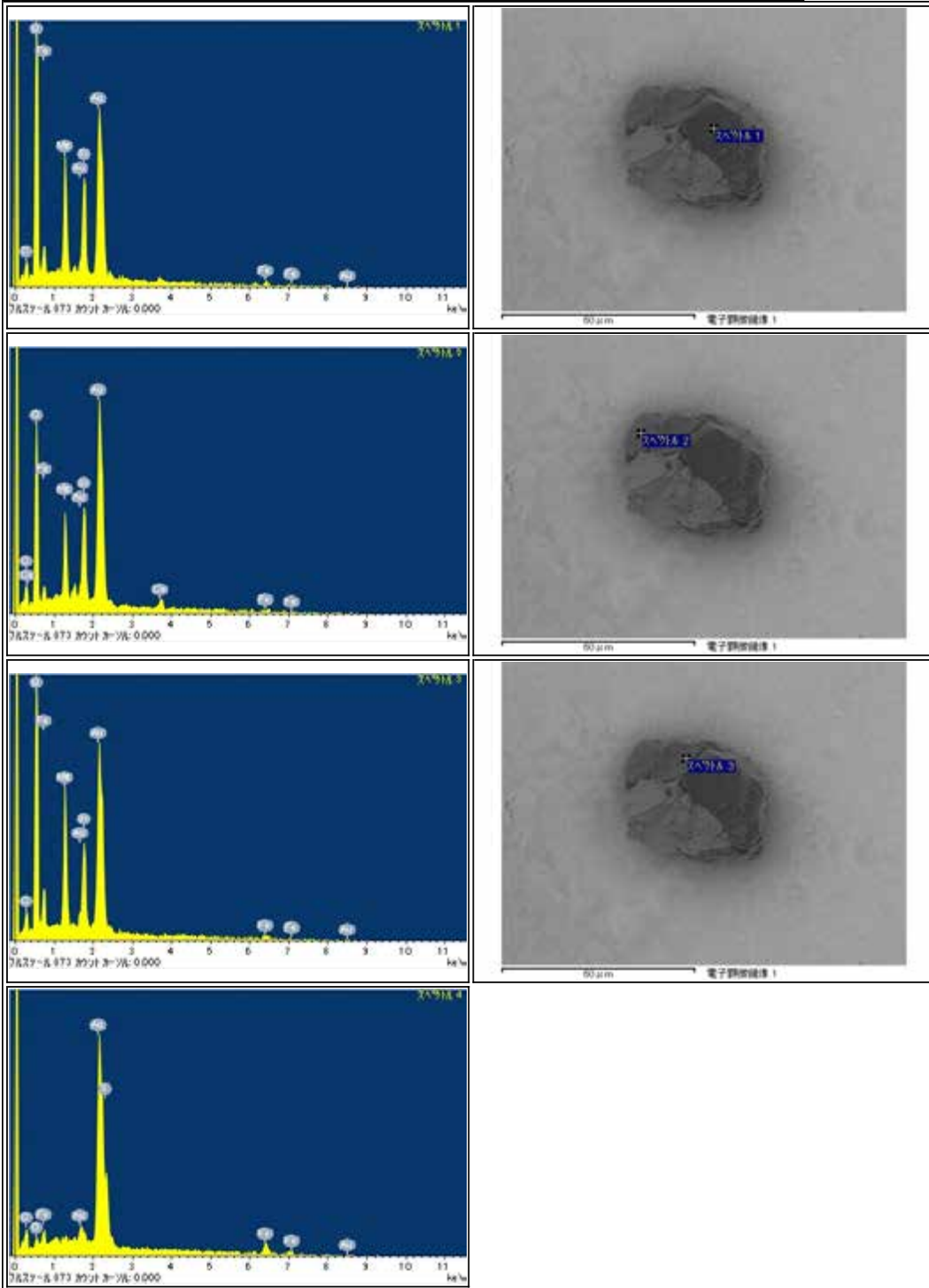
RB-CV-0037

Parent	Status	Date	Size	Transfer	Category	Phase	InitialAnalysis	label	References	Comment
-	Curation SG12c4	121107	52µm	SG12c4	2	ol,lpX,hpx,chn	SEM	-	-	-



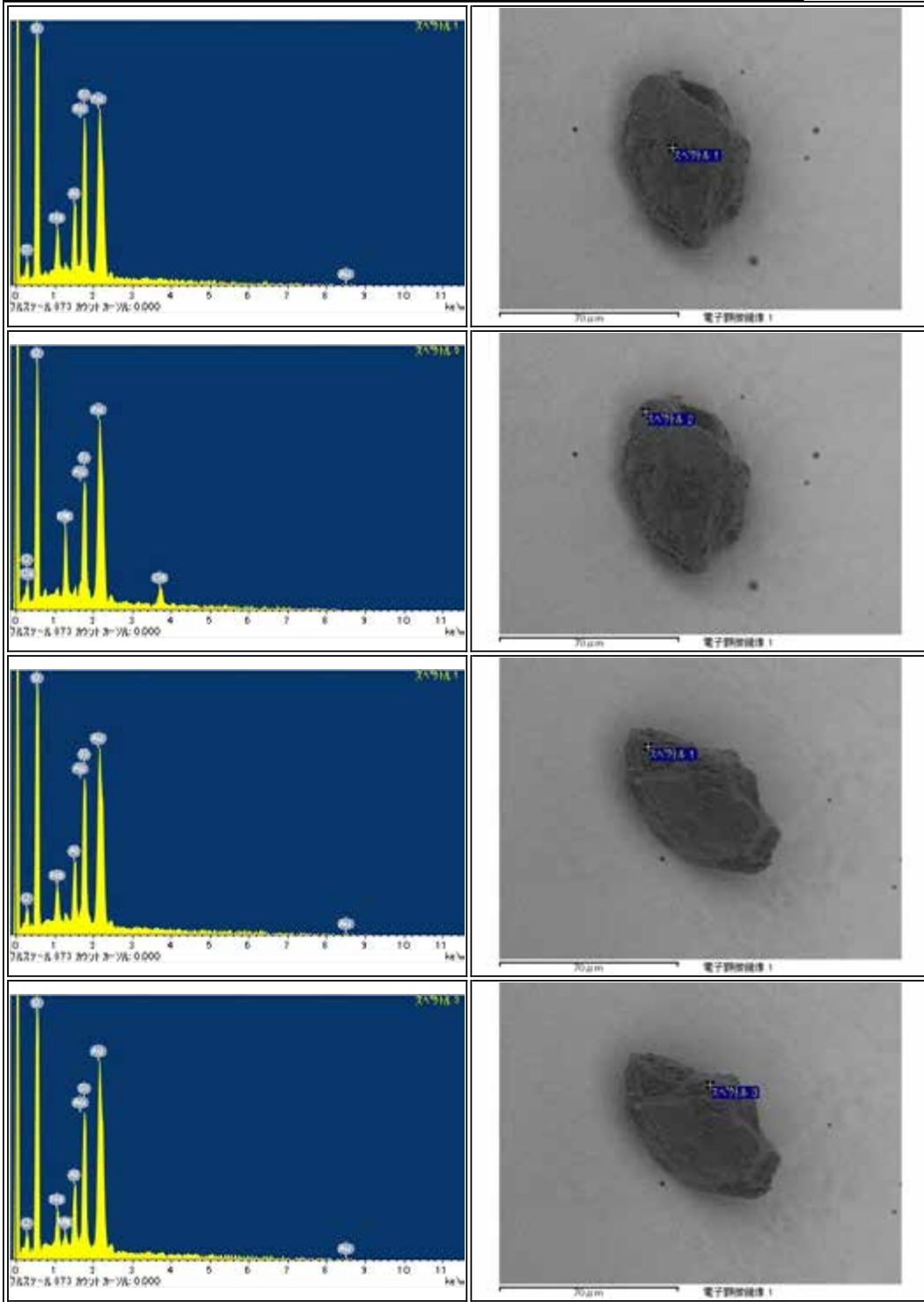
RB-CV-0038

Parent	Status	Date	Size	Transfer	Category	Phase	InitialAnalysis	label	References	Comment
-	Curation SG12c5	121107	52μm	SG12c5	2	ol, tr, hpx	SEM	-	-	-



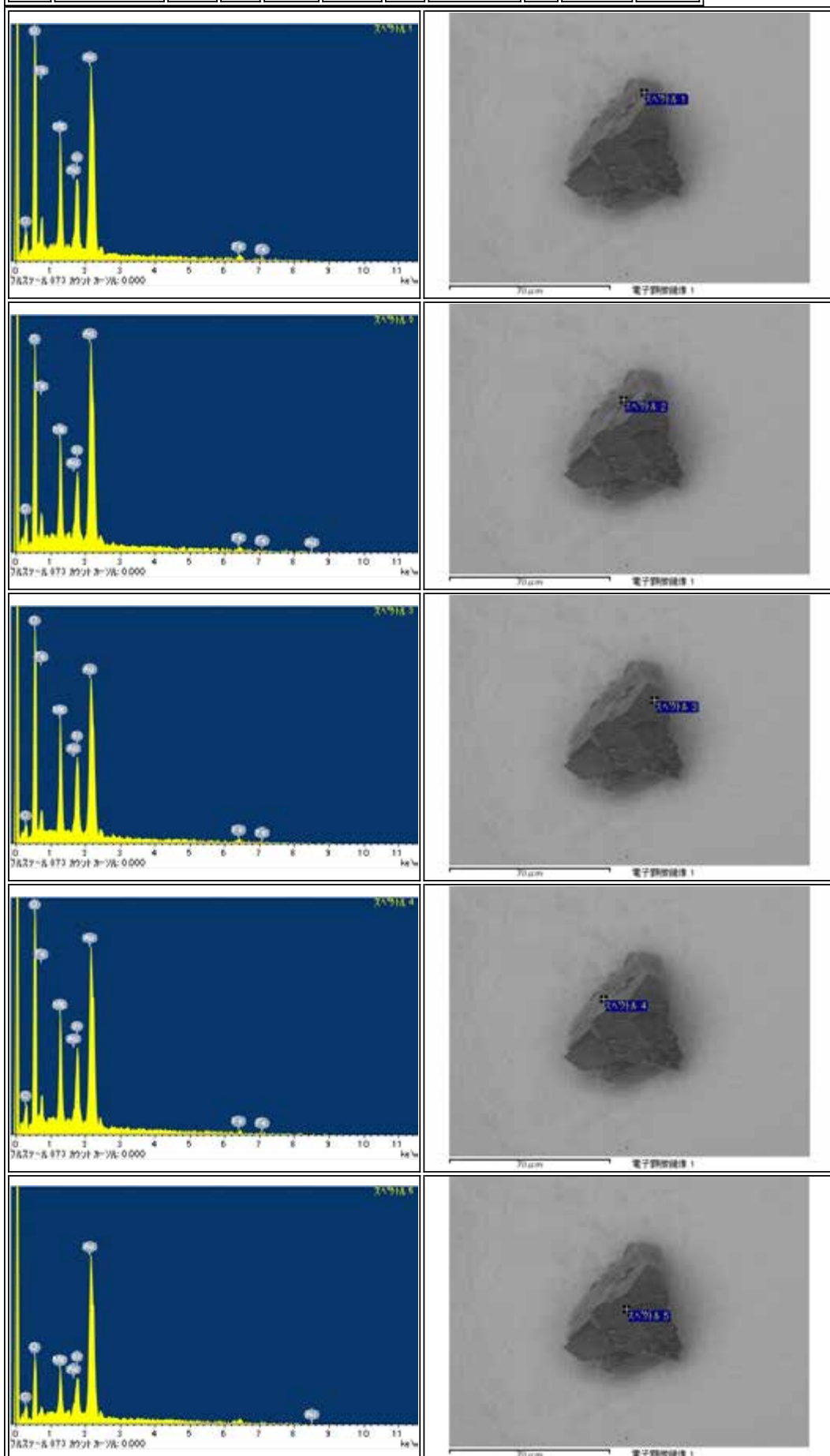
RB-CV-0039

Parent	Status	Date	Size	Transfer	Category	Phase	InitialAnalysis	label	References	Comment
-	Curation SG12d0	121107	71µm	SG12d0	1	p.l.o.l.hpx	SEM	-	-	-




## RB-CV-0040

Parent	Status	Date	Size	Transfer	Category	Phase	InitialAnalysis	label	References	Comment
-	Curation SG12d1	121107	61μm	SG12d1	1	ol	SEM	-	-	-



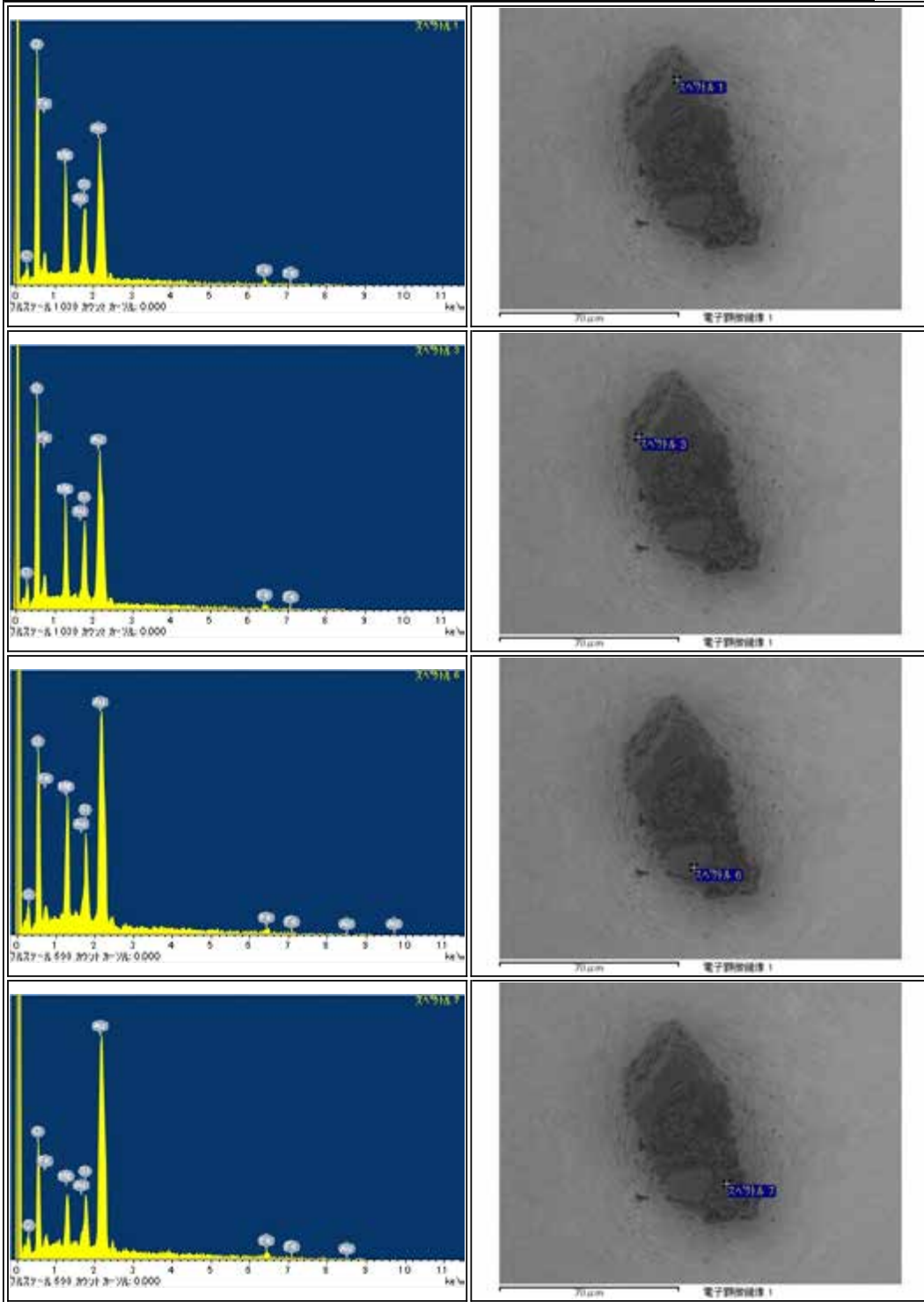
RB-CV-0043

Parent	Status	Date	Size	Transfer	Category	Phase	InitialAnalysis	label	References	Comment
-	Curation SG17a1	121114	20µm	BCV-coupon,SG17a1	1	ol,lpx,(Ca)	SEM	CO	-	-




RB-CV-0044

Parent	Status	Date	Size	Transfer	Category	Phase	InitialAnalysis	label	References	Comment
-	Curation SG12d2	121114	85μm	BCV-coupon,SG12d2	1	ol	SEM	CU1	-	-



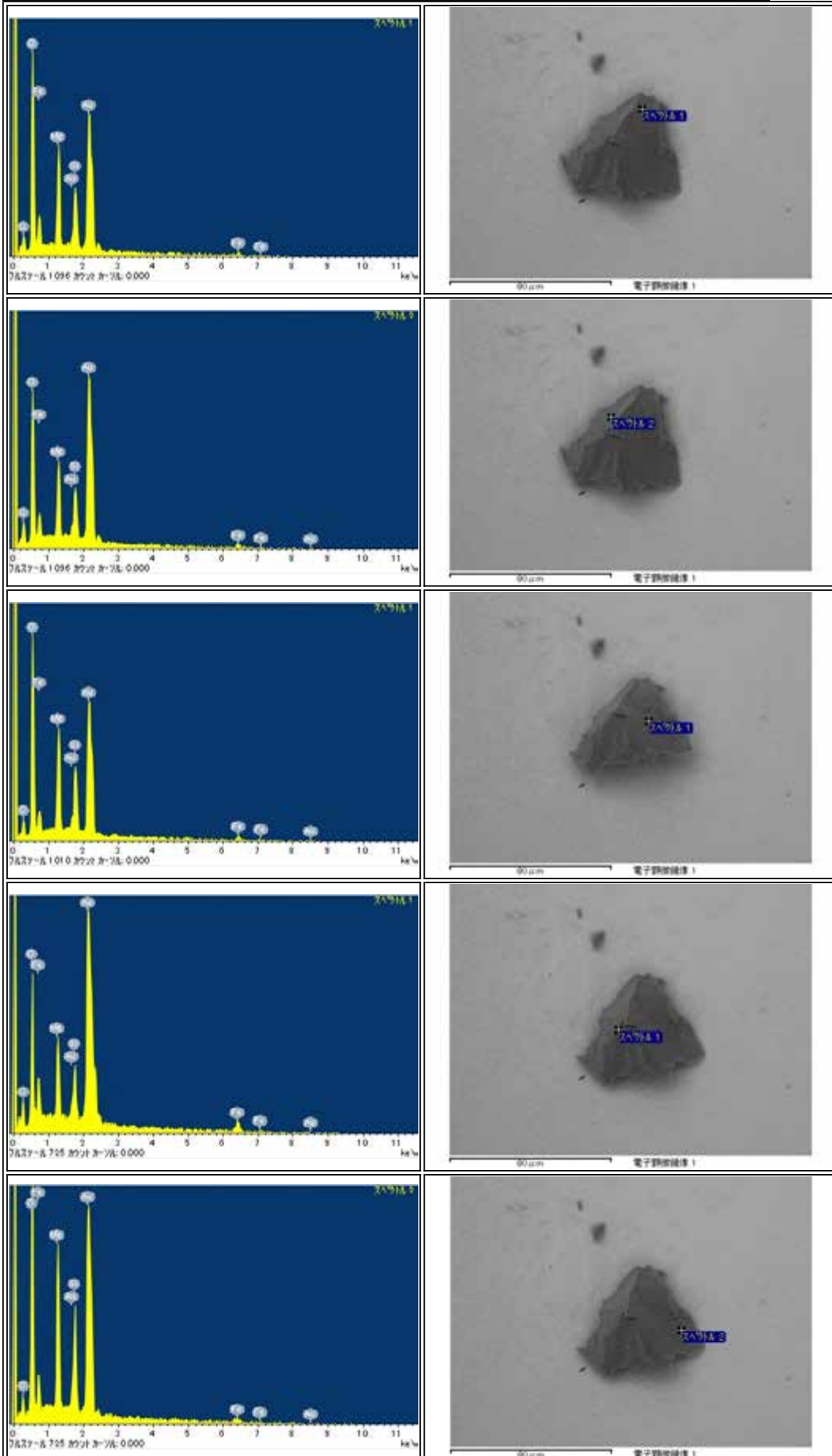
RB-CV-0045

Parent	Status	Date	Size	Transfer	Category	Phase	InitialAnalysis	label	References	Comment
-	Curation SG17a2	12114	26µm	BCV-coupon,SG17a2	1	ol	SEM	-	-	-



RB-CV-0050

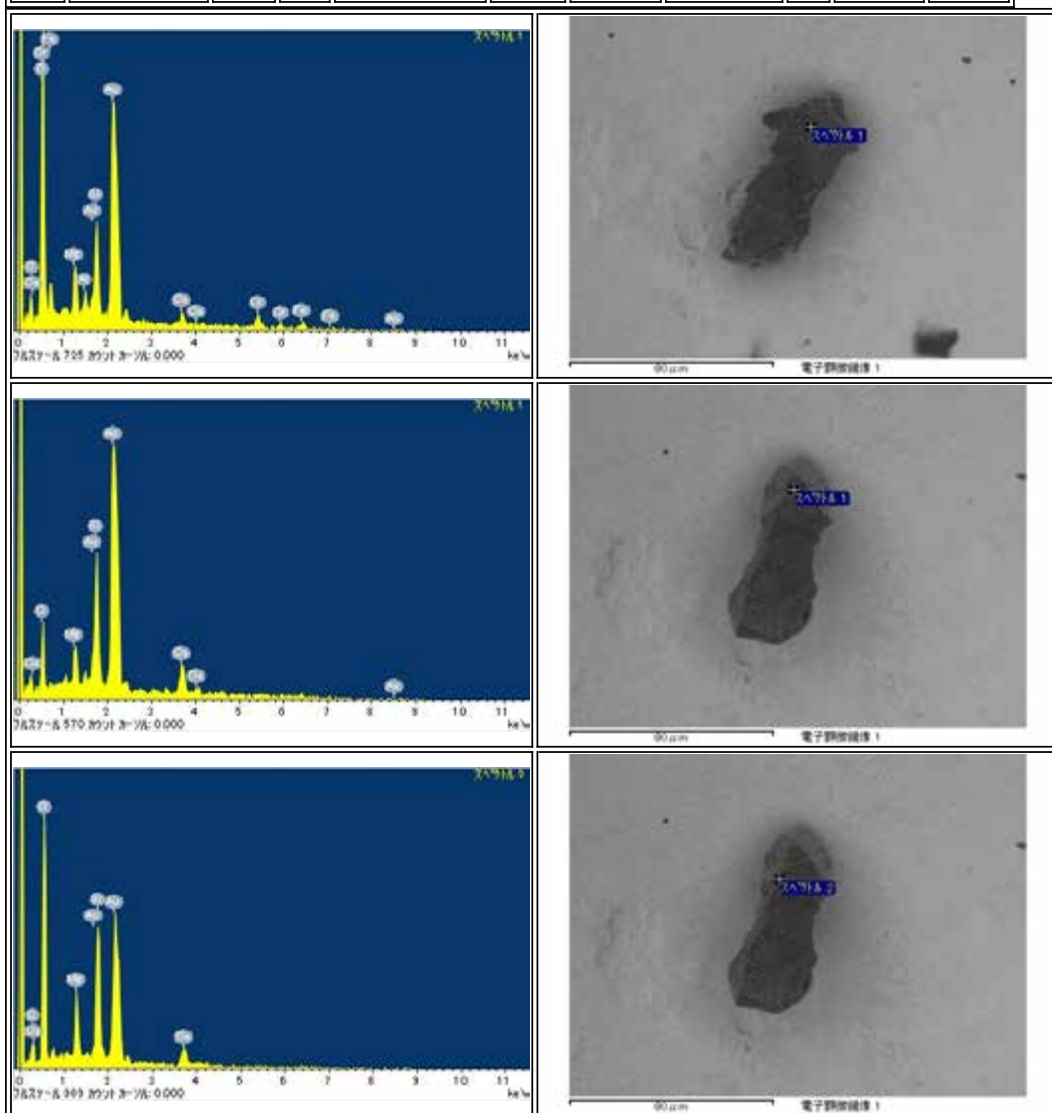
Parent	Status	Date	Size	Transfer	Category	Phase	InitialAnalysis	label	References	Comment
-	Curation SG12d3	121114	61μm	BCV-base,SG12d3	1	ol	SEM	-	-	-





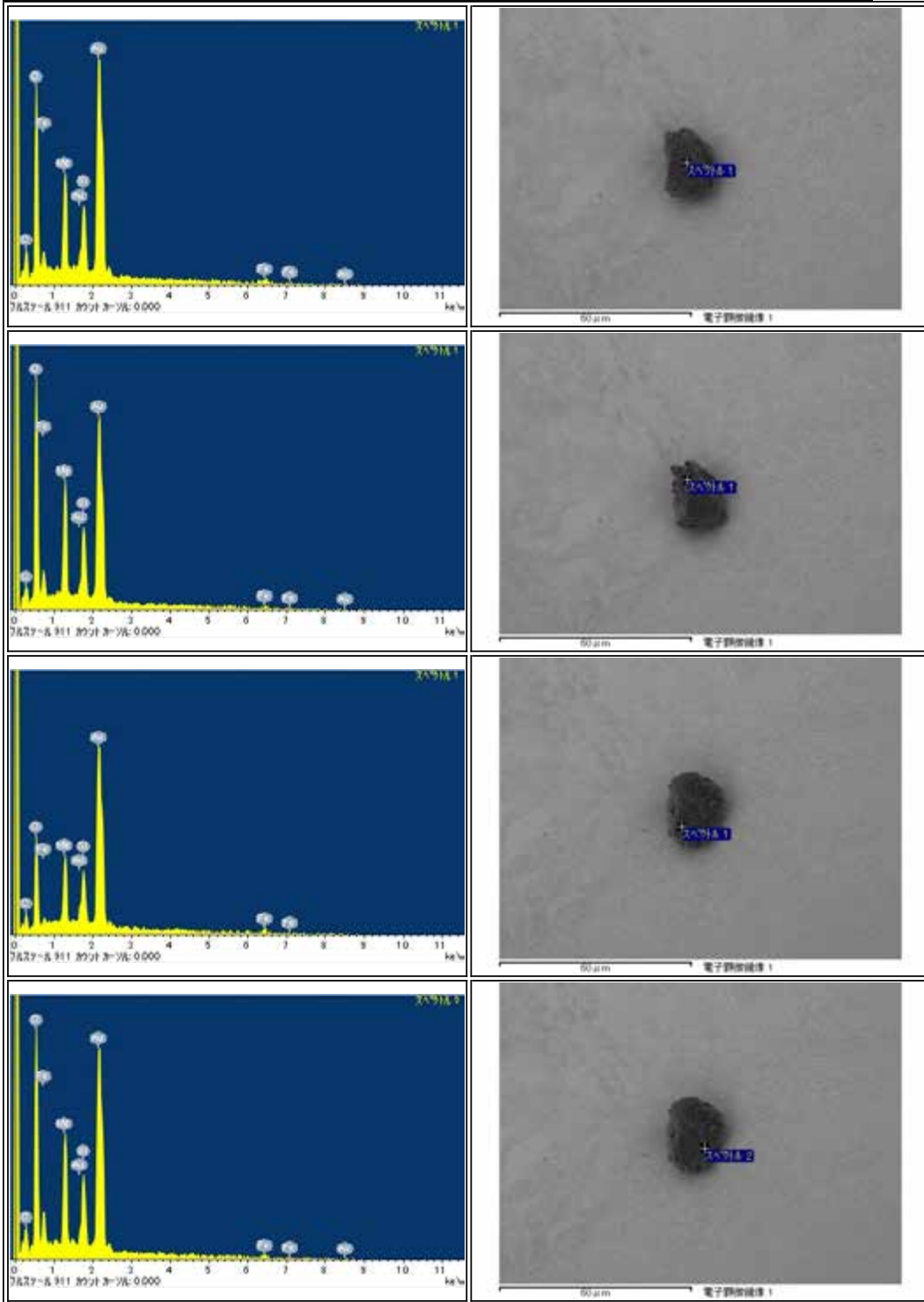
RB-CV-0051

Parent	Status	Date	Size	Transfer	Category	Phase	InitialAnalysis	label	References	Comment
-	Curation SG12d4	121114	79µm	BCV-base,SG12d4	2	hpx,pl,chl	SEM	-	-	-



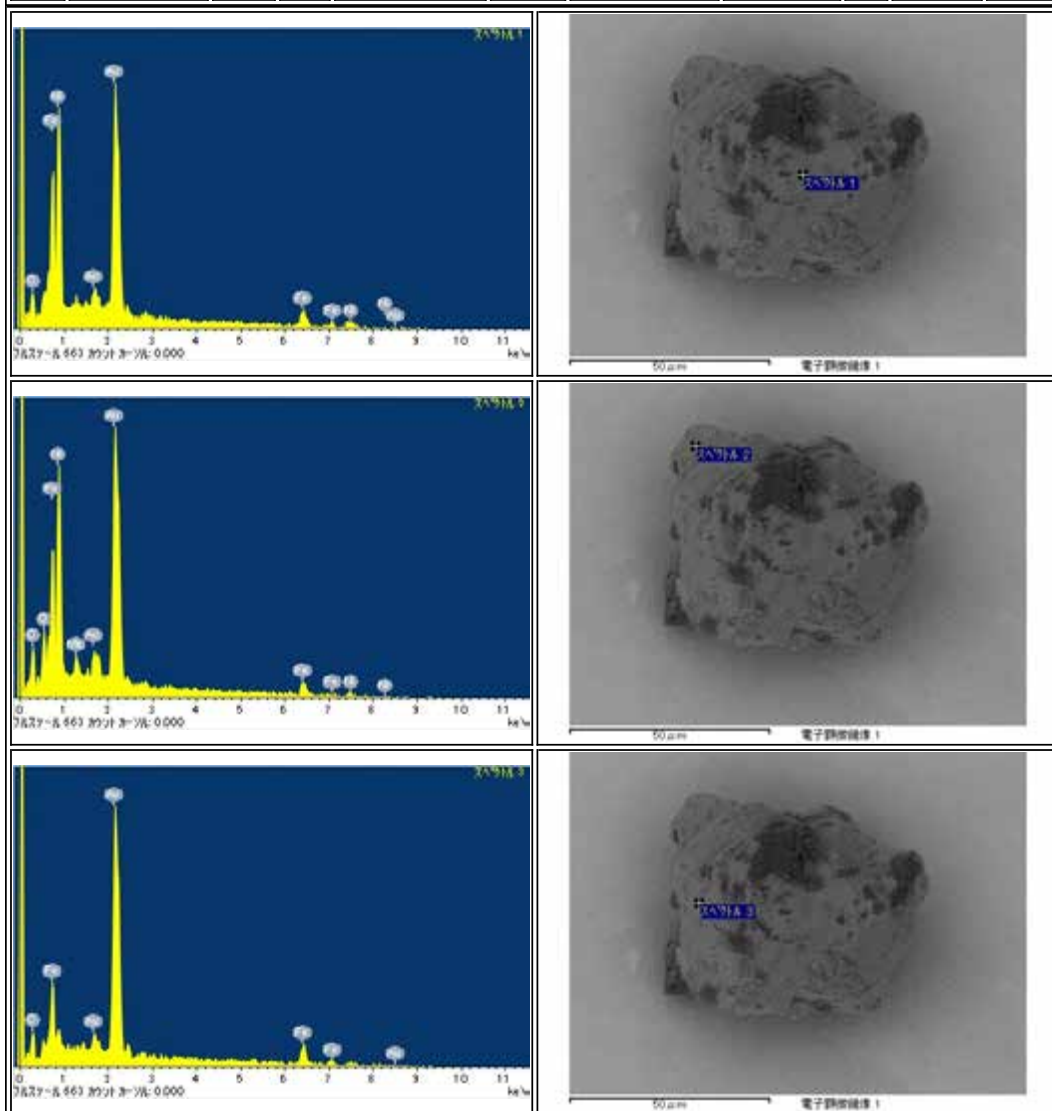
RB-CV-0053

Parent	Status	Date	Size	Transfer	Category	Phase	InitialAnalysis	label	References	Comment
-	Curation SG17a3	121114	23μm	BCV-coupon,SG17a3	1	ol	SEM	-	-	-



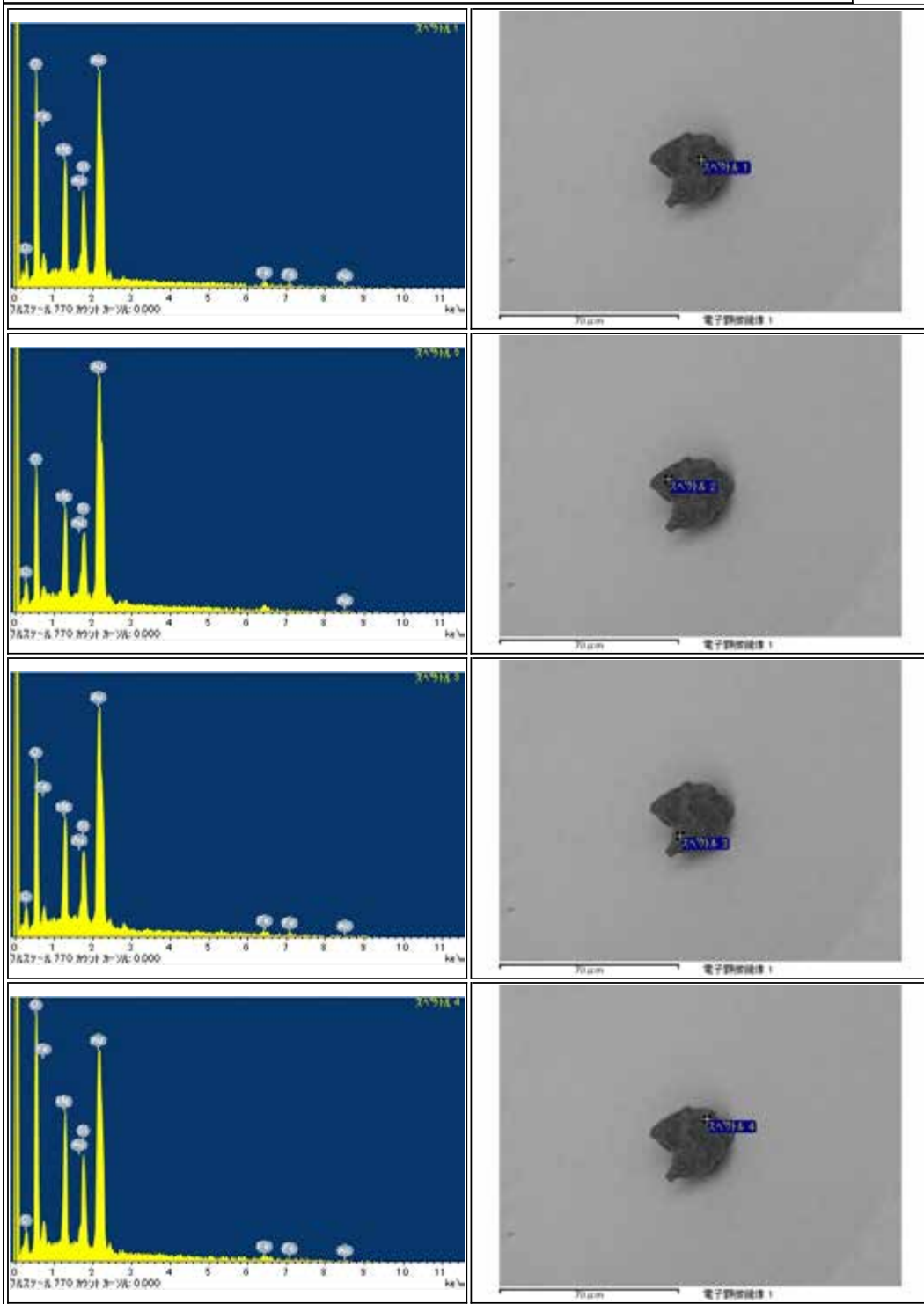
RB-CV-0058

Parent	Status	Date	Size	Transfer	Category	Phase	InitialAnalysis	label	References	Comment
-	Curation SG12d5	121114	72µm	BCV-base,SG12d5	2	FeNi,Fe,ol,lpx,hpx	SEM	CO	-	-




RB-CV-0060

Parent	Status	Date	Size	Transfer	Category	Phase	InitialAnalysis	label	References	Comment
-	Curation SG17a4	121114	33μm	BCV-base_SG17a4	1	ol	SEM	-	-	-



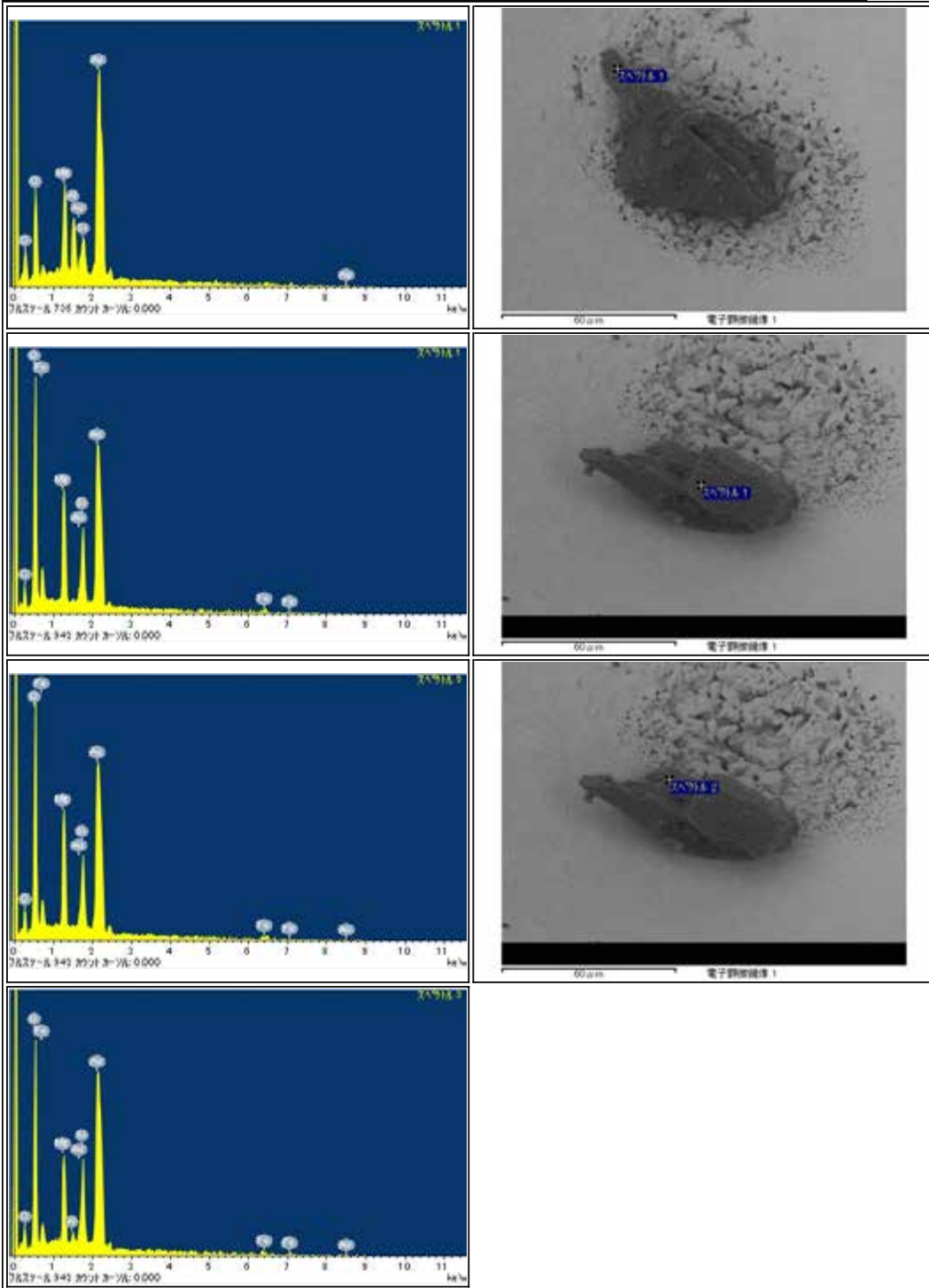
## RB-CV-0062

Parent	Status	Date	Size	Transfer	Category	Phase	Initial Analysis	label	References	Comment
-	Curation SG17a5	121129	25µm	BCV-base_SG17a5	1	ol,pl	SEM	-	-	-



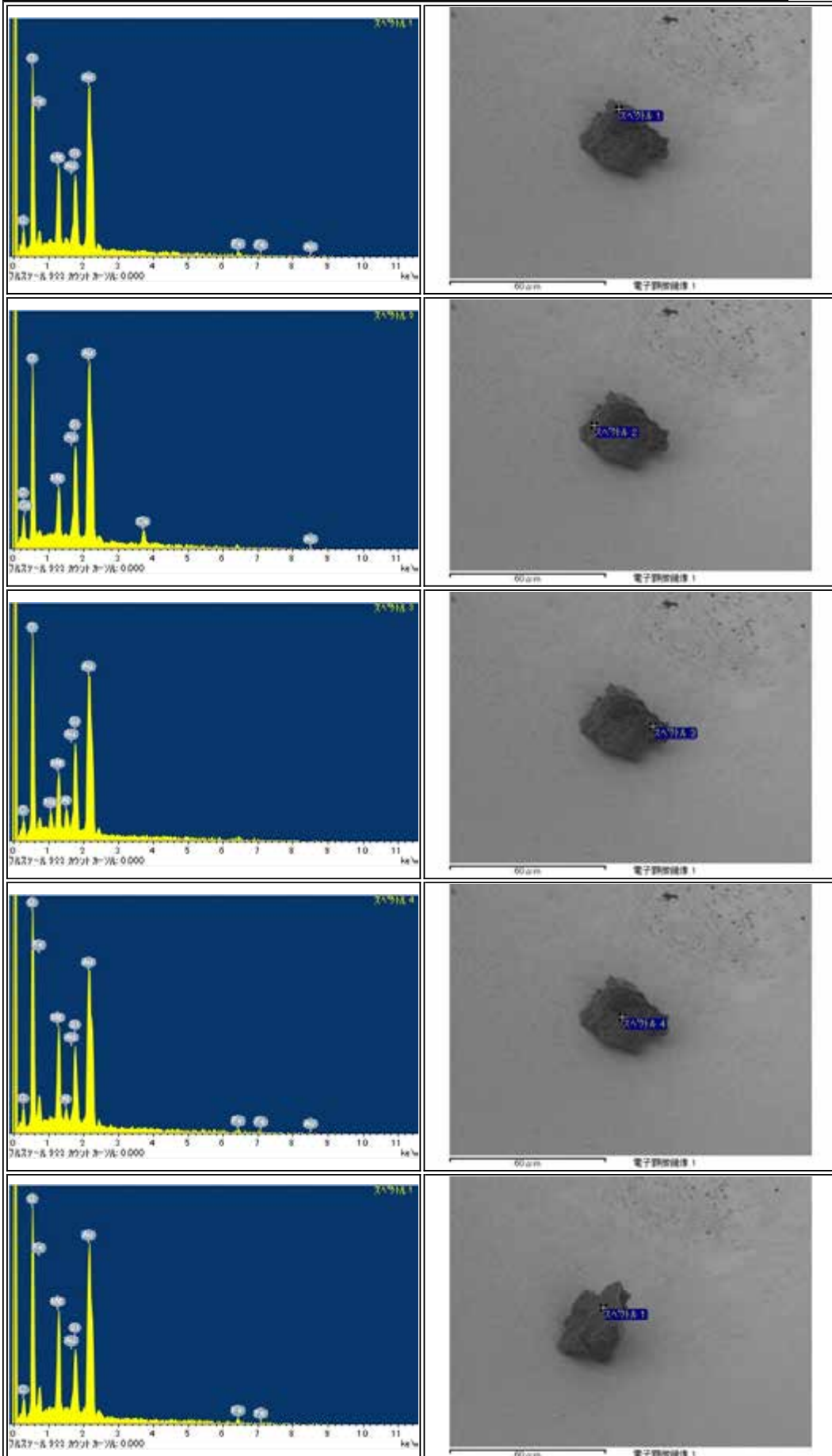
RB-CV-0063

Parent	Status	Date	Size	Transfer	Category	Phase	InitialAnalysis	label	References	Comment
-	Curation SG12e0	121129	78μm	BCV-base_SG12e0	2	ol, tr, Al	SEM	CU2	-	-



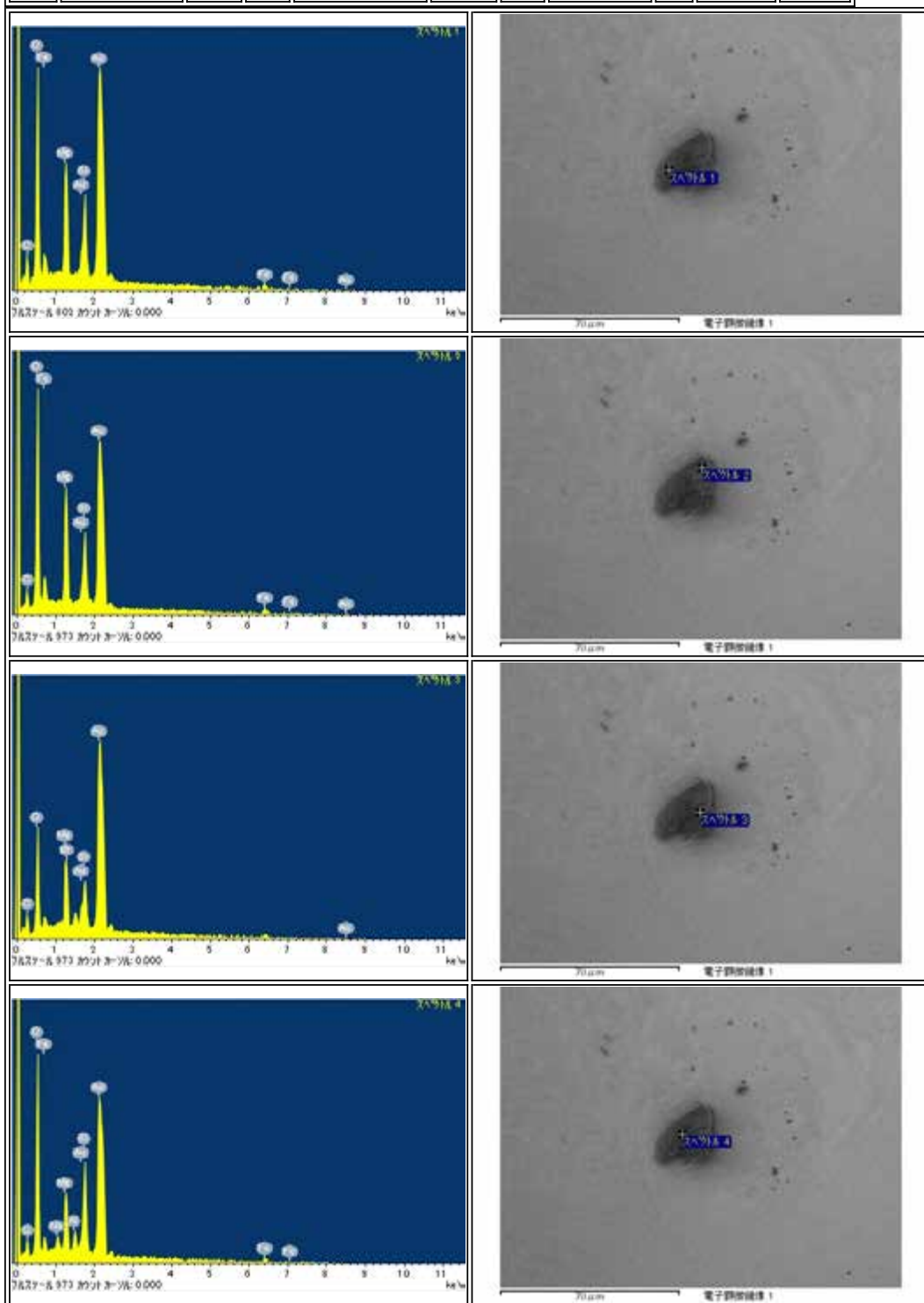
## RB-CV-0064

Parent	Status	Date	Size	Transfer	Category	Phase	InitialAnalysis	label	References	Comment
-	Curation SG17b0	121129	35µm	BCV-base,SG17b0	1	ol.hpx.pl	SEM	-	-	-



## RB-CV-0069

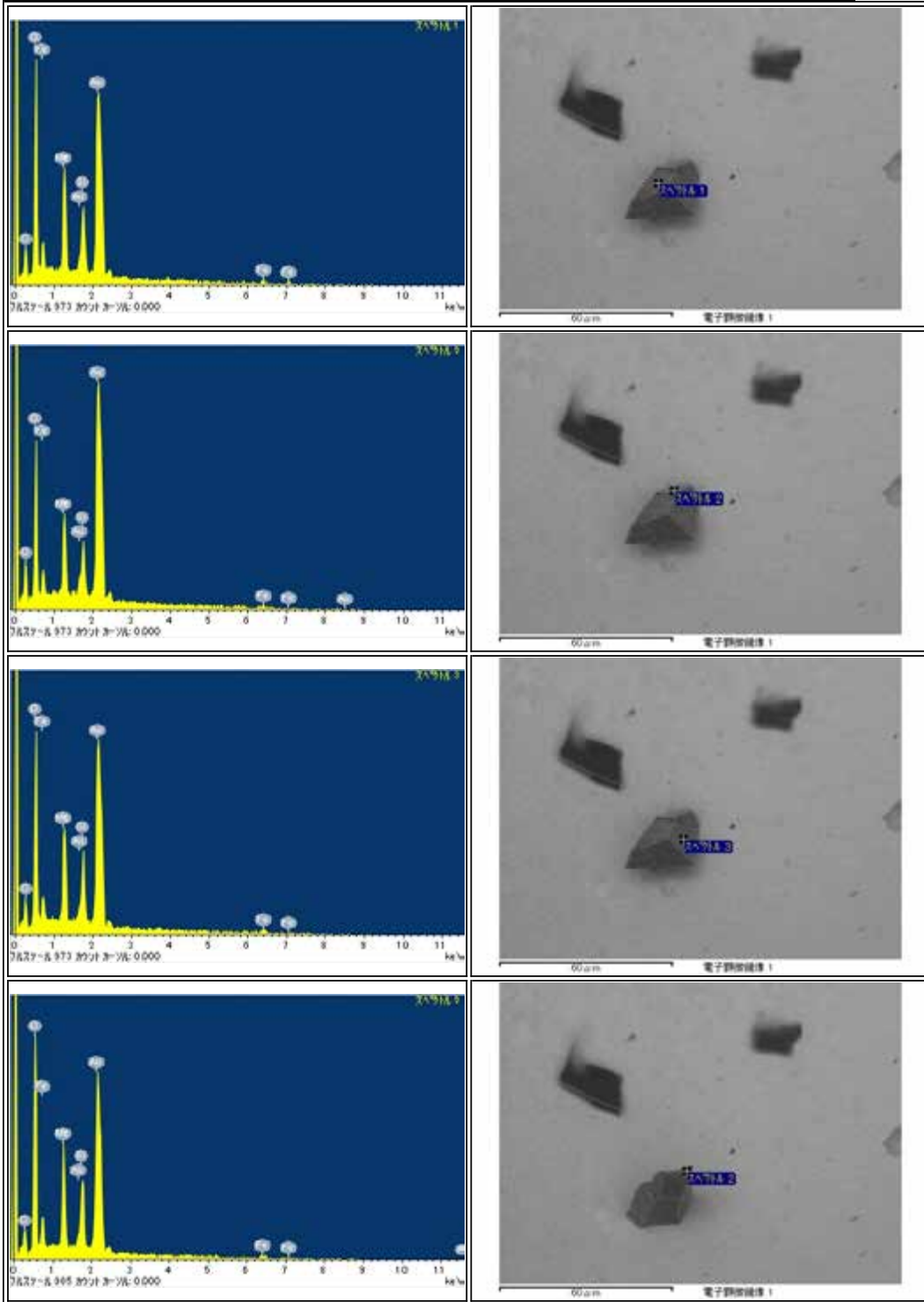
Parent	Status	Date	Size	Transfer	Category	Phase	InitialAnalysis	label	References	Comment
-	Curation SG17b1	121129	29μm	BCV-base,SG17b1	1	ol.pl	SEM	-	-	-





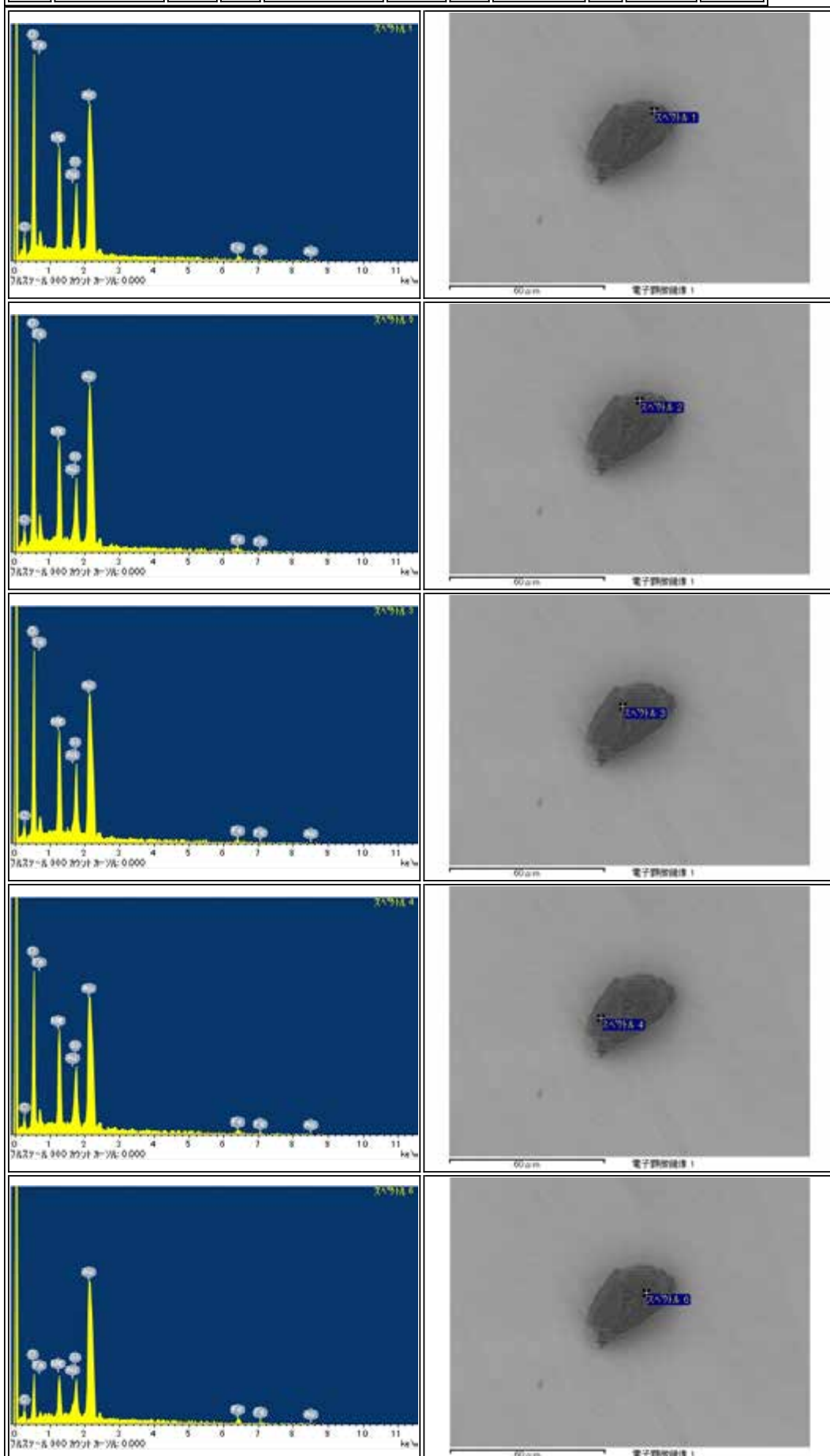
RB-CV-0071

Parent	Status	Date	Size	Transfer	Category	Phase	InitialAnalysis	label	References	Comment
-	Curation SG17b2	121129	30µm	BCV-base,SG17b2	1	ol	SEM	-	-	-



## RB-CV-0076

Parent	Status	Date	Size	Transfer	Category	Phase	InitialAnalysis	label	References	Comment
-	Curation SG17b3	121129	40μm	BCV-base,SG17b3	1	ol	SEM	-	-	-




RB-QD04-0002

Parent	Status	Date	Size	Transfer	Category	Phase	InitialAnalysis	label	References	Comment
-	NASA	111208	38µm	SG06a0,SG06b0,ICF70-016_SGf0006-C,NASA	1	ol,pl,K-flt	SEM	NASA		-

<p>スレクセル 1                  7月25日 2590 カウント カリ: 0.000 keV</p>	<p>30µm 電子顕微鏡像 1</p>
<p>スレクセル 2                  7月25日 2575 カウント カリ: 0.000 keV</p>	<p>30µm 電子顕微鏡像 1</p>
<p>スレクセル 3                  7月25日 2045 カウント カリ: 0.000 keV</p>	<p>30µm 電子顕微鏡像 1</p>





RB-QD04-0005

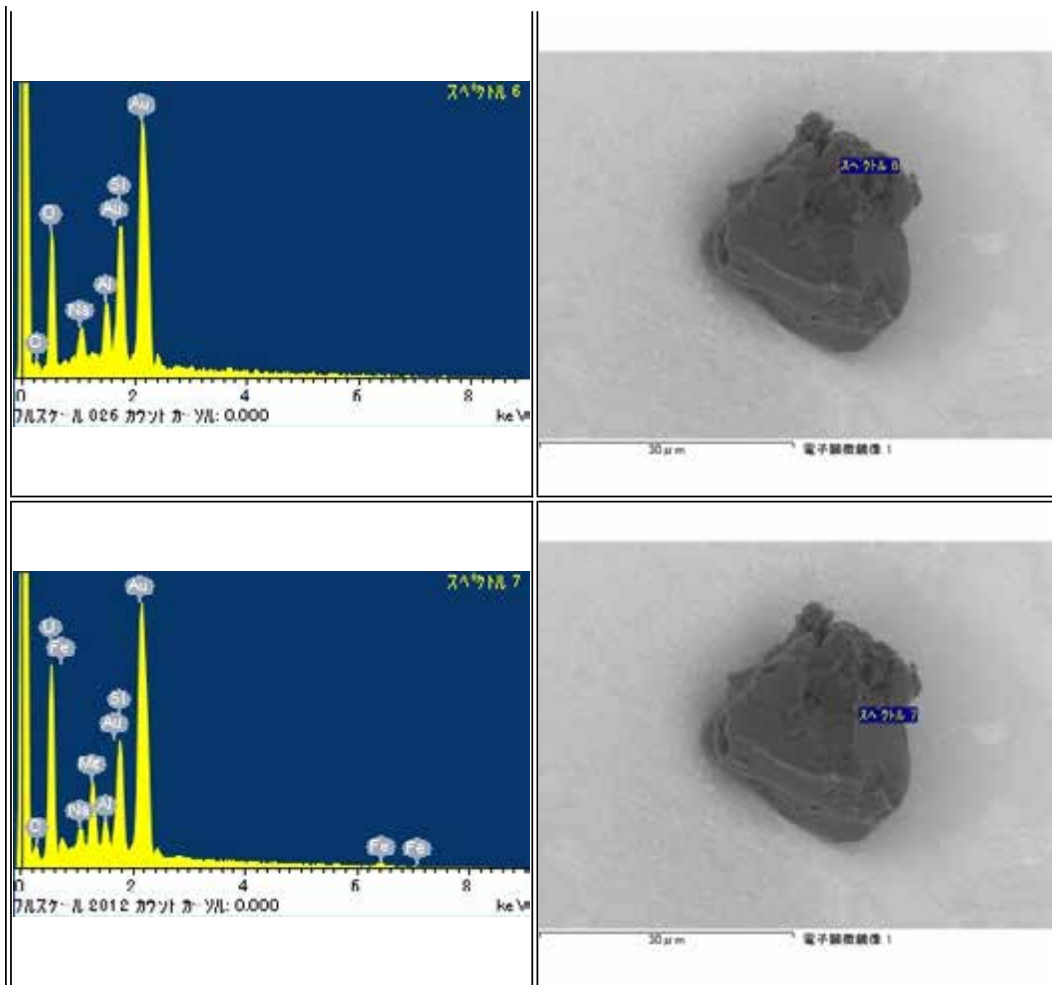
Parent	Status	Date	Size	Transfer	Category	Phase	InitialAnalysis	label	References	Comment
-	NASA	111208	34μm	SG06a2,SG06b2,ICF70-017_SGf0007-C,NASA	1	hpx,pl	SEM	NASA	-	-

RB-QD04-0006

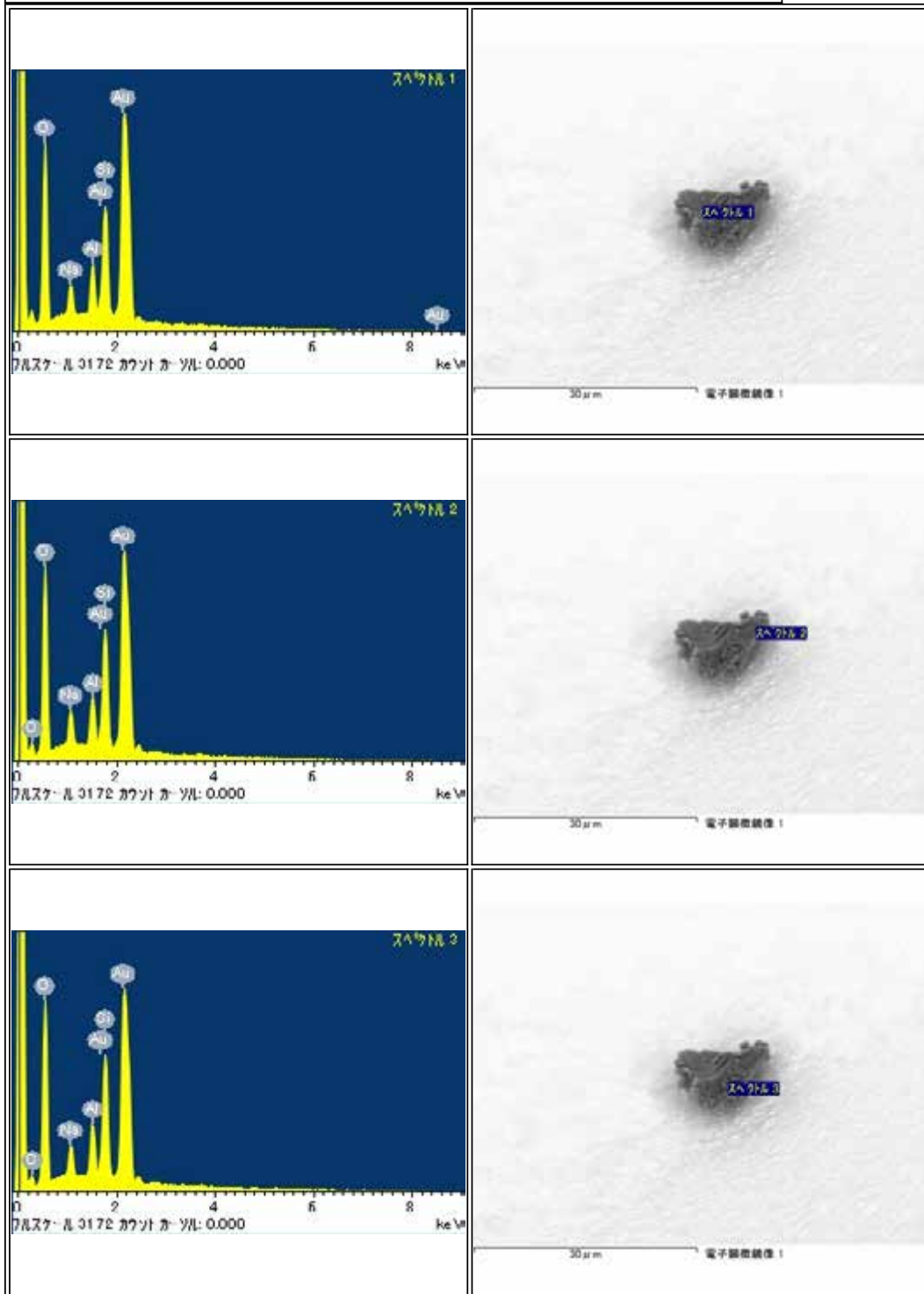
Parent	Status	Date	Size	Transfer	Category	Phase	InitialAnalysis	label	References	Comment
-	Curation N2-SP3, PS with Au-coat	120117	29μm	SG06a3,N2-SP3	1	ol.pl	SEM	IA		-





## RB-QD04-0007

Parent	Status	Date	Size	Transfer	Category	Phase	InitialAnalysis	label	References	Comment
-	Curation SG06a5	120515	14μm	SG06a5	1	pl	SEM	-	-	-








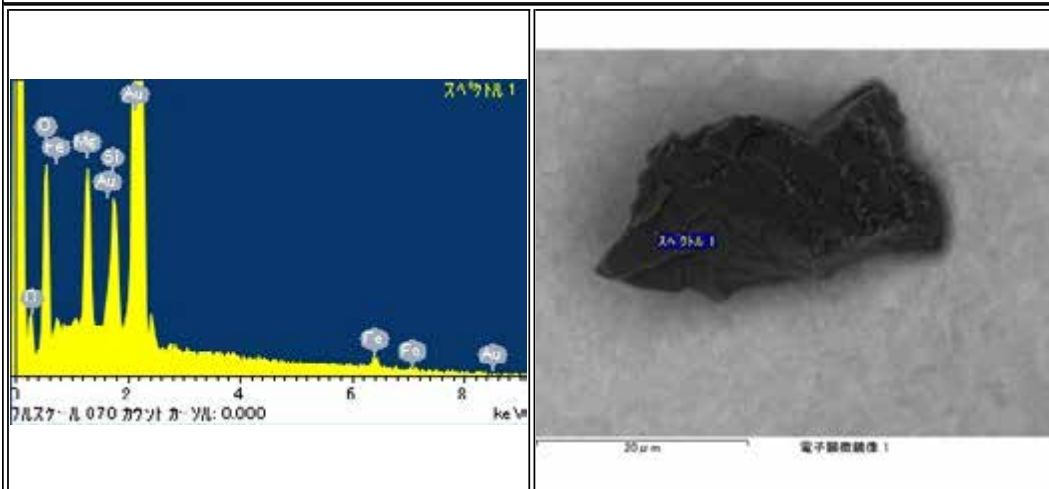
RB-QD04-0008

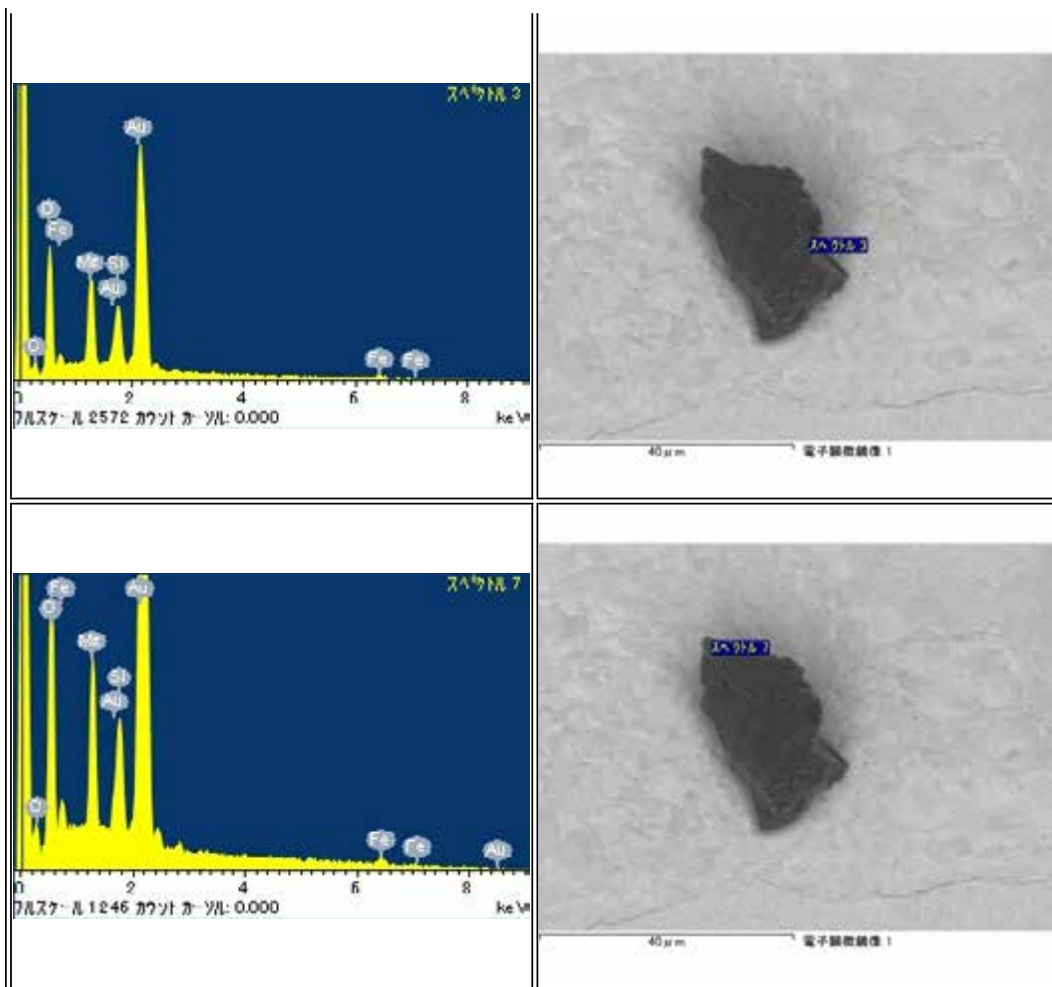
Parent	Status	Date	Size	Transfer	Category	Phase	InitialAnalysis	label	References	Comment
-	Ibaraki Univ	121110	40µm	SG06a4,ISASContainerSG,RodHolderNoneS1,Ibaraki Univ	1	ol,hpx	SEM	AO_Noguchi		-

<p>スレクセル 2 凡スタケル 2719 カウント カリ: 0.000 keV</p>	<p>60 µm 電子顕微鏡像 1</p>
<p>スレクセル 3 凡スタケル 2000 カウント カリ: 0.000 keV</p>	<p>60 µm 電子顕微鏡像 1</p>
<p>スレクセル 2 凡スタケル 903 カウント カリ: 0.000 keV</p>	<p>60 µm 電子顕微鏡像 1</p>

RB-QD04-0011

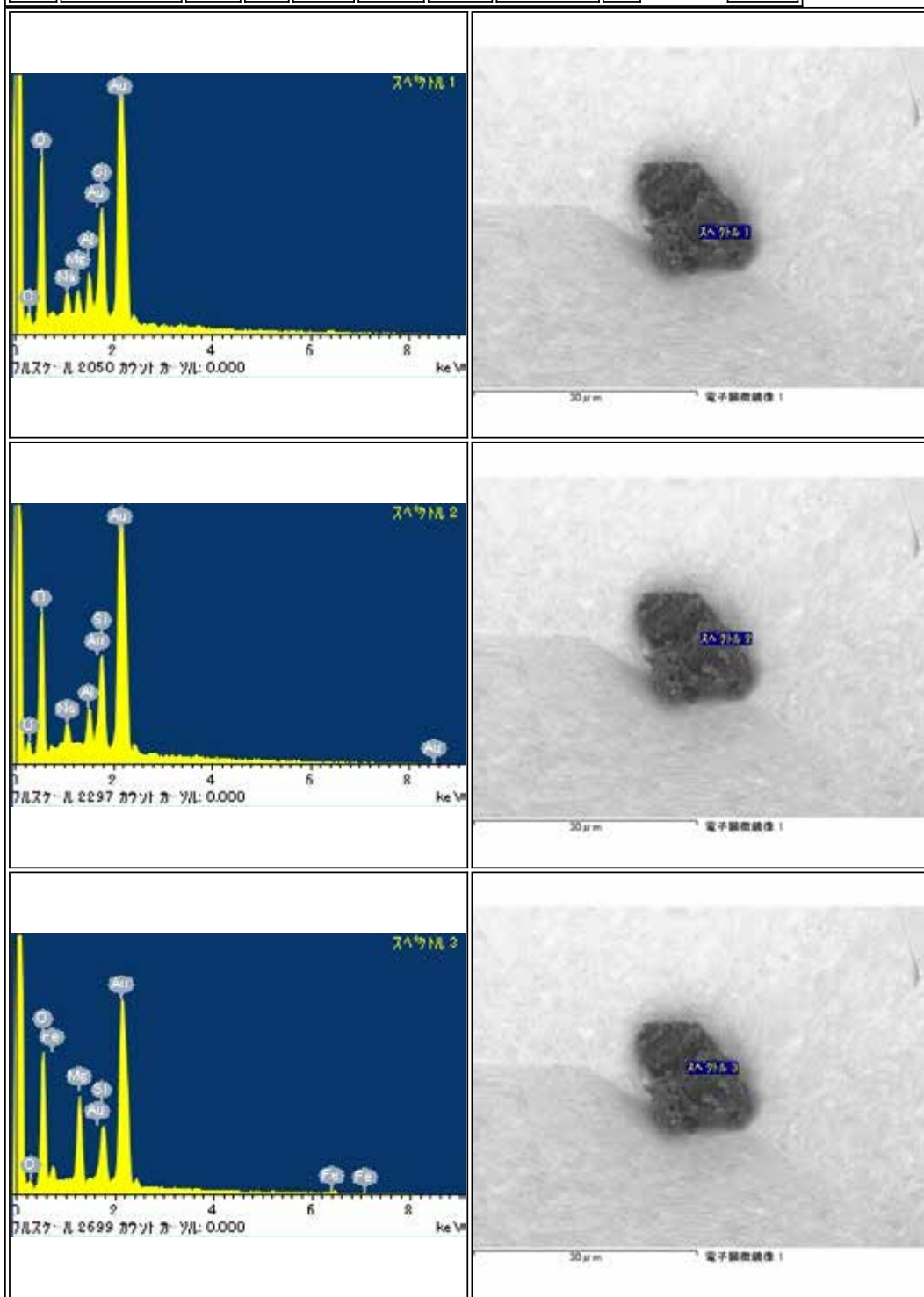
Parent	Status	Date	Size	Transfer	Category	Phase	InitialAnalysis	label	References	Comment
-	Ibaraki Univ	121110	35µm	SG06a6,ISASContainerSG,RodHolderNoneS2,Ibaraki Univ	I	pl	SEM	AO_Noguchi		-





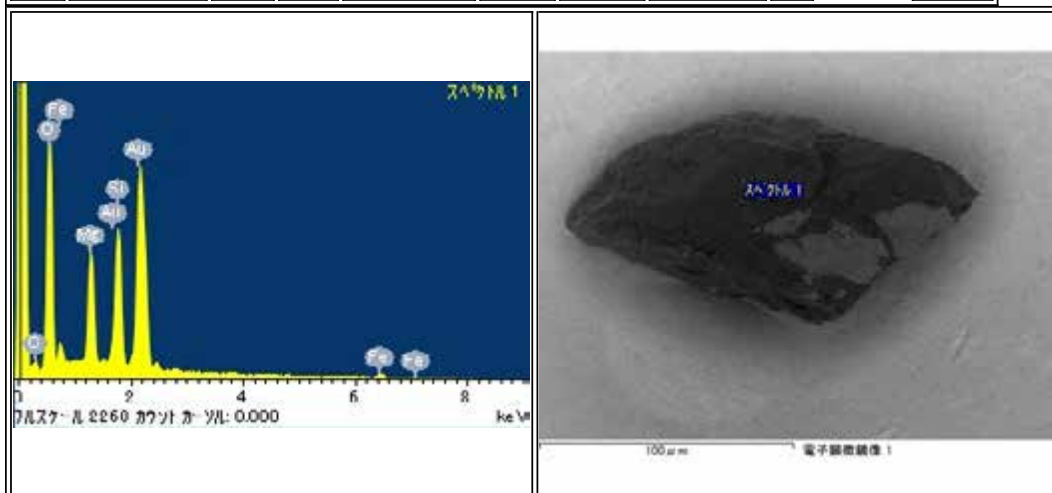
RB-QD04-0012

Parent	Status	Date	Size	Transfer	Category	Phase	InitialAnalysis	label	References	Comment
-	Curation SG06a7	120515	20μm	SG06a7	1	pl,hpx,ol	SEM	-	-	-



RB-QD04-0014

Parent	Status	Date	Size	Transfer	Category	Phase	InitialAnalysis	label	References	Comment
-	Curation SG12a3	120501	172μm	SG06a8,SG12a3	1	ol,lp,pl,tr	SEM	-		-




RB-QD04-0015

Parent	Status	Date	Size	Transfer	Category	Phase	InitialAnalysis	label	References	Comment
-	Ibaraki Univ	121110	46μm	SG06a9,SG06a8,ISASContainerSG,RodHolderFs1and4,Ibaraki Univ	1	ol,tr	SEM	AO_Noguchi		-

<p>スペクトル 1</p> <p>0 2 4 6 8 keV</p> <p>0.000</p>	<p>30 μm</p> <p>電子顕微鏡像 1</p>
<p>スペクトル 2</p> <p>0 2 4 6 8 keV</p> <p>0.000</p>	<p>30 μm</p> <p>電子顕微鏡像 1</p>
<p>スペクトル 3</p> <p>0 2 4 6 8 keV</p> <p>0.000</p>	<p>30 μm</p> <p>電子顕微鏡像 1</p>

RB-QD04-0019

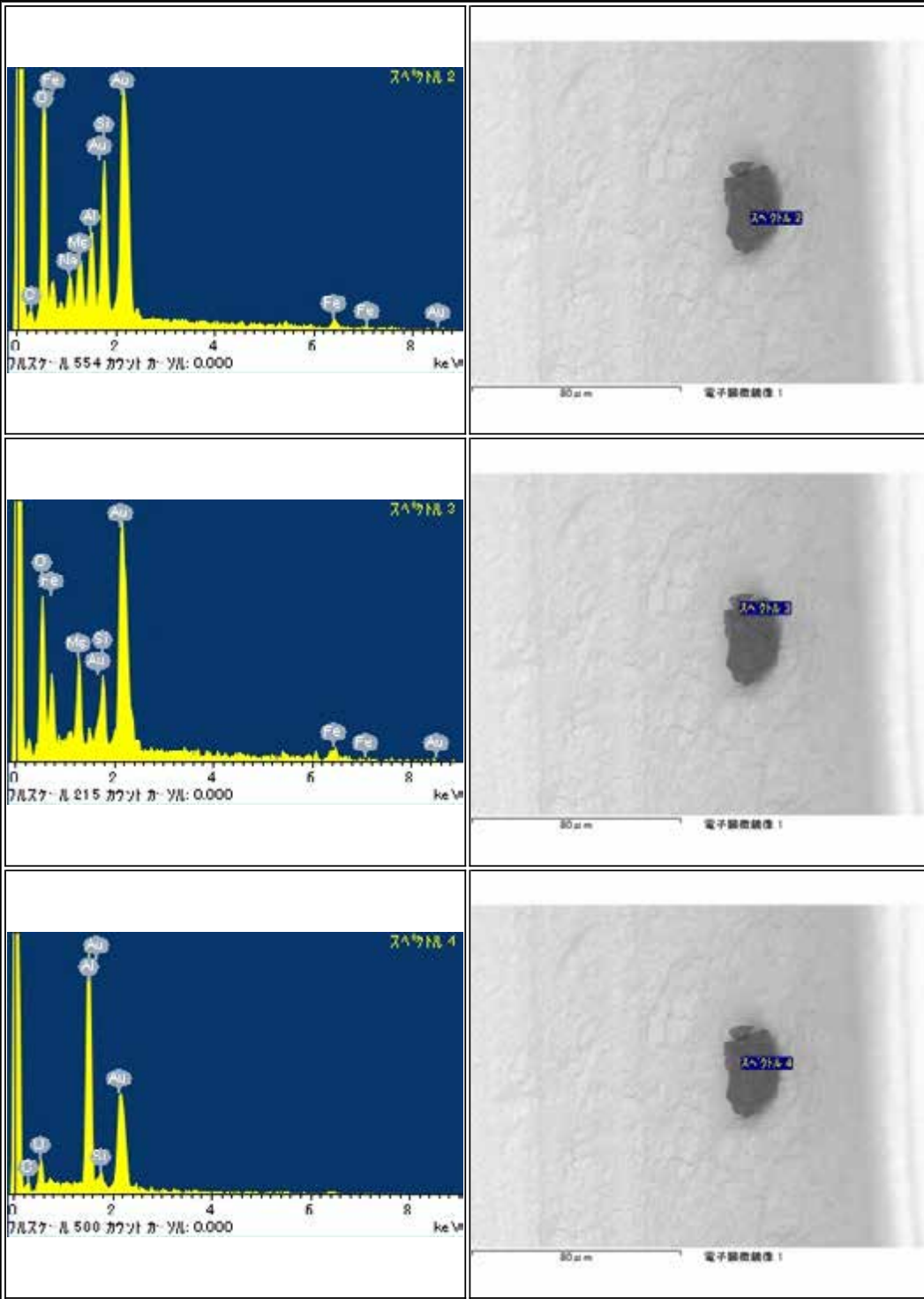
Parent	Status	Date	Size	Transfer	Category	Phase	InitialAnalysis	label	References	Comment
-	Curation SG06b0	120515	24µm	SG06b0	1	pl,hpx	SEM	-	-	-



RB-QD04-0022


Parent	Status	Date	Size	Transfer	Category	Phase	InitialAnalysis	label	References	Comment
-	Tohoku Univ	120920	37µm	SG06c0,SG16b1,Tohoku Univ	1	pl,Al	SEM	AO_Nakamura		-



RB-QD04-0023


Parent	Status	Date	Size	Transfer	Category	Phase	InitialAnalysis	label	References	Comment
-	CONSUMED		50µm	-	1	ol	-	1A		CONSUMED during polishing

<p>スเปクトル 1</p> <p>パルス・凡 2150 カウンタ カ・リ: 0.000</p>	<p>スプレッド 1</p> <p>50µm 電子顕微鏡像 1</p>
<p>スเปクトル 2</p> <p>パルス・凡 1760 カウンタ カ・リ: 0.000</p>	<p>スプレッド 2</p> <p>50µm 電子顕微鏡像 1</p>
<p>スเปクトル 3</p> <p>パルス・凡 030 カウンタ カ・リ: 0.000</p>	<p>スプレッド 3</p> <p>50µm 電子顕微鏡像 1</p>



RB-QD04-0024

Parent	Status	Date	Size	Transfer	Category	Phase	InitialAnalysis	label	References	Comment
-	Ibaraki Univ	121110	53μm	SG06c3,ISASContainerSG,RodHolderJ1,Ibaraki Univ	1	lpx.pl	SEM	AO_Noguchi		-

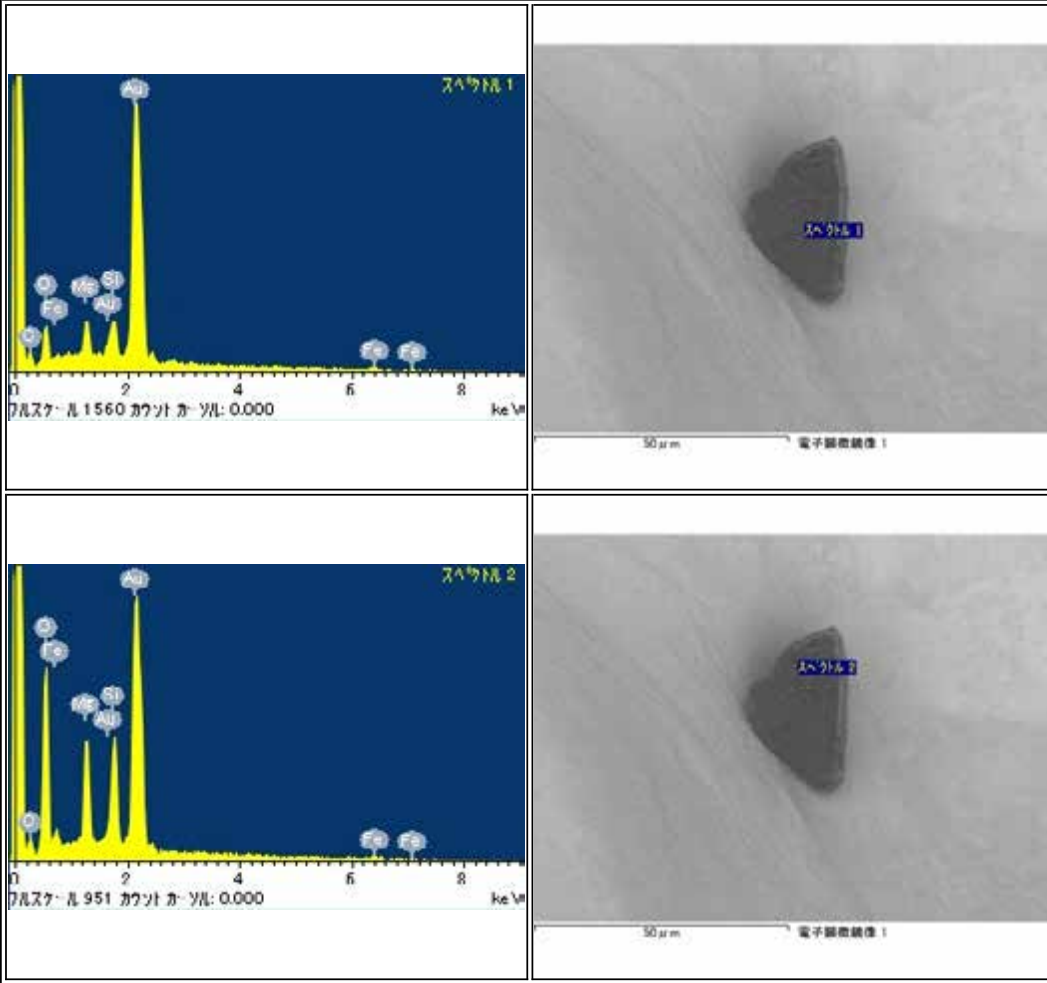



RB-QD04-0025

Parent	Status	Date	Size	Transfer	Category	Phase	InitialAnalysis	label	References	Comment
-	Curation N2-SP3, PS with Au coat	120117	39μm	N2-SP3	1	lpX,ol,hpx,Na	SEM	IA		-


RB-QD04-0026

Parent	Status	Date	Size	Transfer	Category	Phase	InitialAnalysis	label	References	Comment
-	Kyoto Univ	120614	40µm	ICF70-021_SGf0012-4,Kyoto Univ	1	lpx	SEM	AO_Tsuchiyama		-




RB-QD04-0027

Parent	Status	Date	Size	Transfer	Category	Phase	InitialAnalysis	label	References	Comment
-	Kyoto Univ	120614	26μm	SG06b5,ICF70-021_SGf0012-5,Kyoto Univ	1	ol,pl	SEM	AO_Tsuchiyama		-

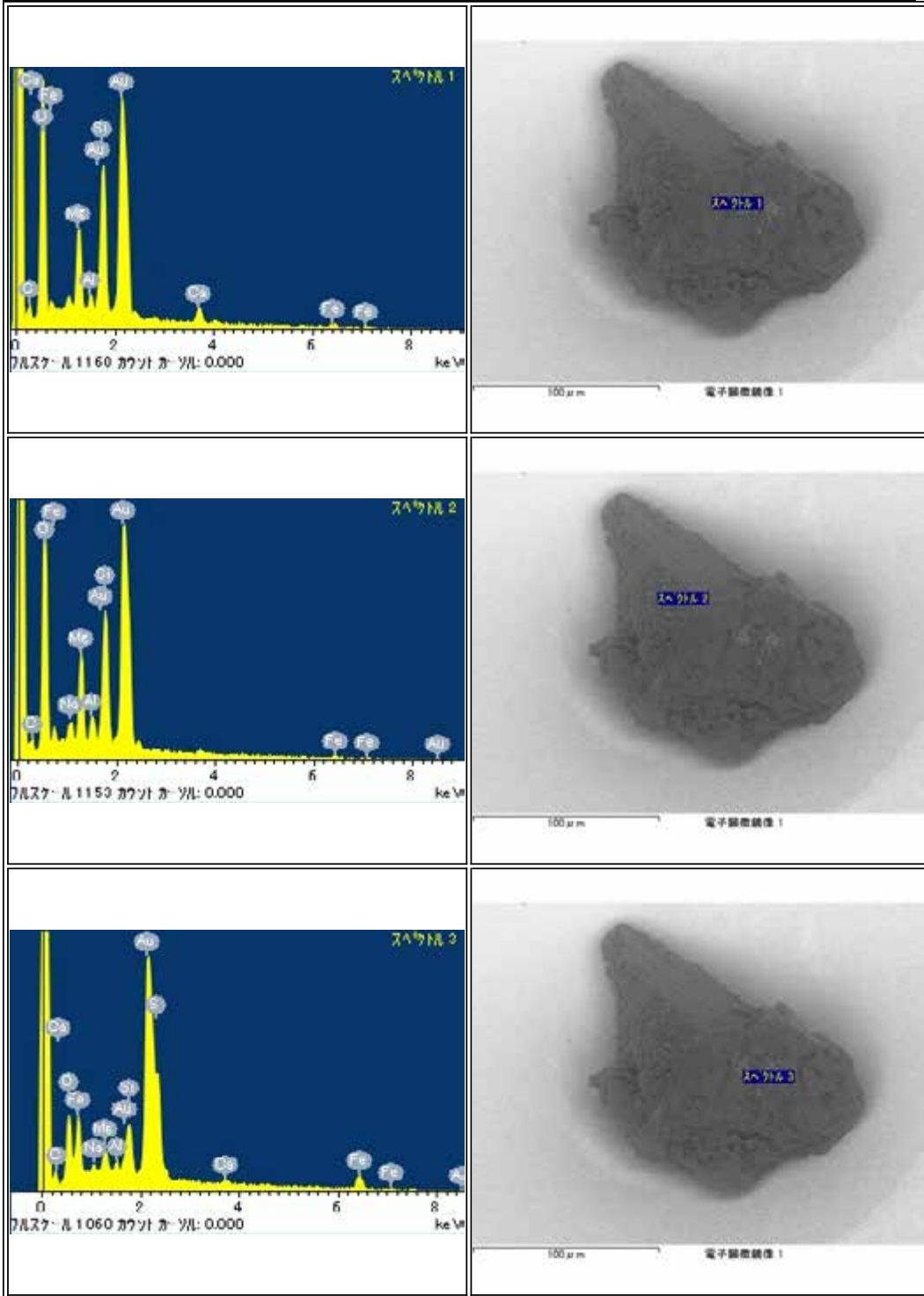
<p>スキャン 1 EDS 1431 カウント カリ: 0.000 keV</p>	<p>スキャン 1 50 μm 電子顕微鏡像 1</p>
<p>スキャン 1 EDS 1325 カウント カリ: 0.000 keV</p>	<p>スキャン 1 50 μm 電子顕微鏡像 1</p>
<p>スキャン 1 EDS 207 カウント カリ: 0.000 keV</p>	<p>スキャン 1 50 μm 電子顕微鏡像 1</p>





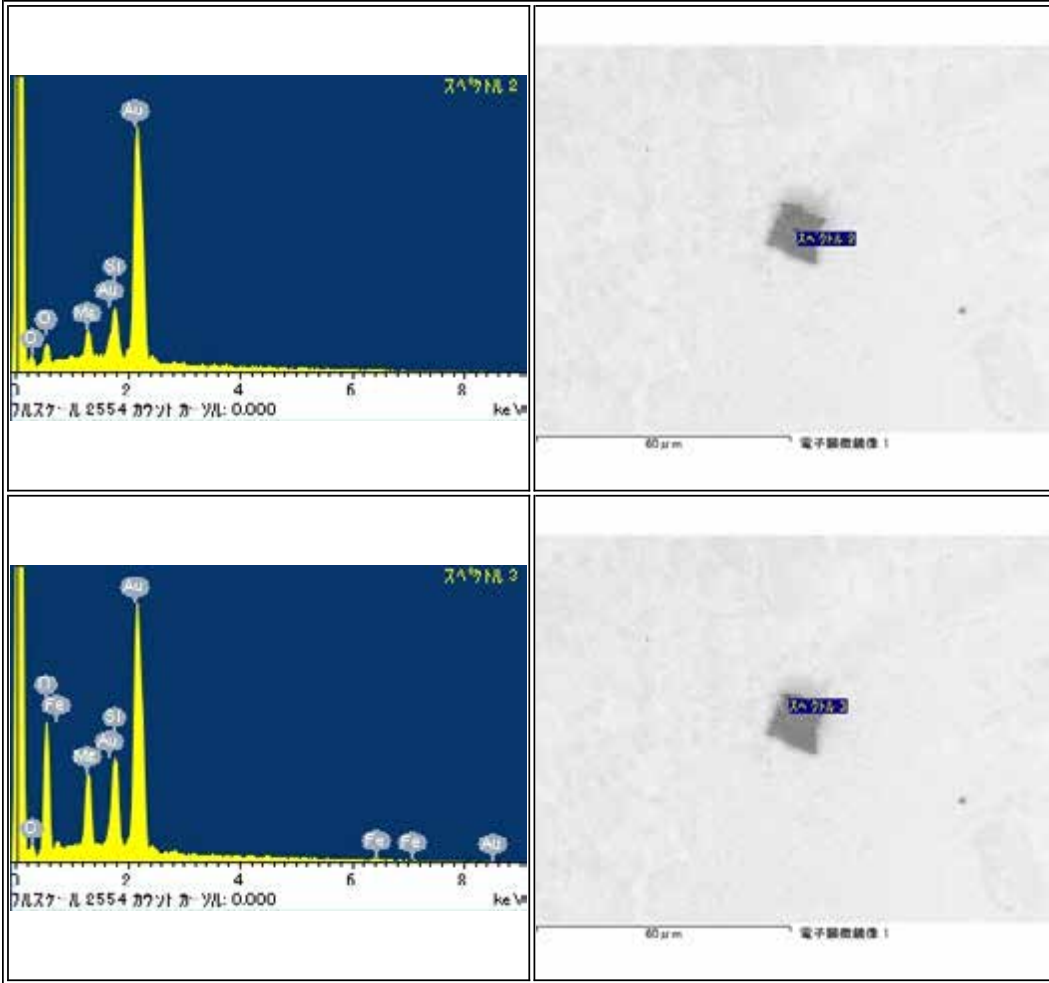
RB-QD04-0030-01

Parent	Status	Date	Size	Transfer	Category	Phase	InitialAnalysis	label	References	Comment
RB-QD04-0030	Curation SG12a0	120412	177μm	SG12a0	1	hpx,lpX,ol,pl,tr	SEM	-		-







## RB-QD04-0030-02


Parent	Status	Date	Size	Transfer	Category	Phase	InitialAnalysis	label	References	Comment
RB-QD04-0030	Curation SG06b9	120712	18 $\mu$ m	SG06b9	1	lpx	SEM	-		scattered from surface of RB-QD04-0030-1 during handling



RB-QD04-0033


Parent	Status	Date	Size	Transfer	Category	Phase	InitialAnalysis	label	References	Comment
-	Curation N2-SP3, particle with C-coat on Mo plate	120608	56μm	E006	2	ol,lp,x,tr	SEM,No data	IA		-






RB-QD04-0034

Parent	Status	Date	Size	Transfer	Category	Phase	InitialAnalysis	label	References	Comment
-	Curation SG06c6	120515	43µm	SG06c6	1	lpx	SEM	-	-	-



RB-QD04-0036

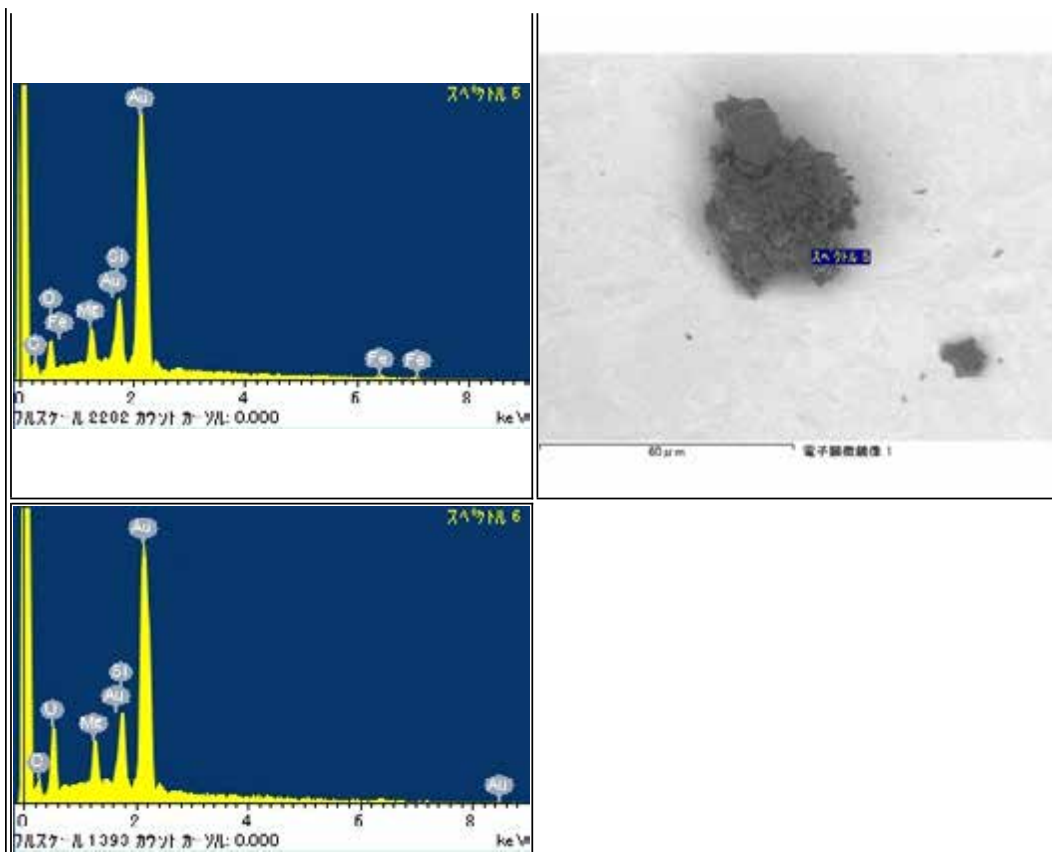
Parent	Status	Date	Size	Transfer	Category	Phase	InitialAnalysis	label	References	Comment
-	Curation SG06c7	120515	24µm	SG06c7	1	ol	SEM	-	-	-



RB-QD04-0038

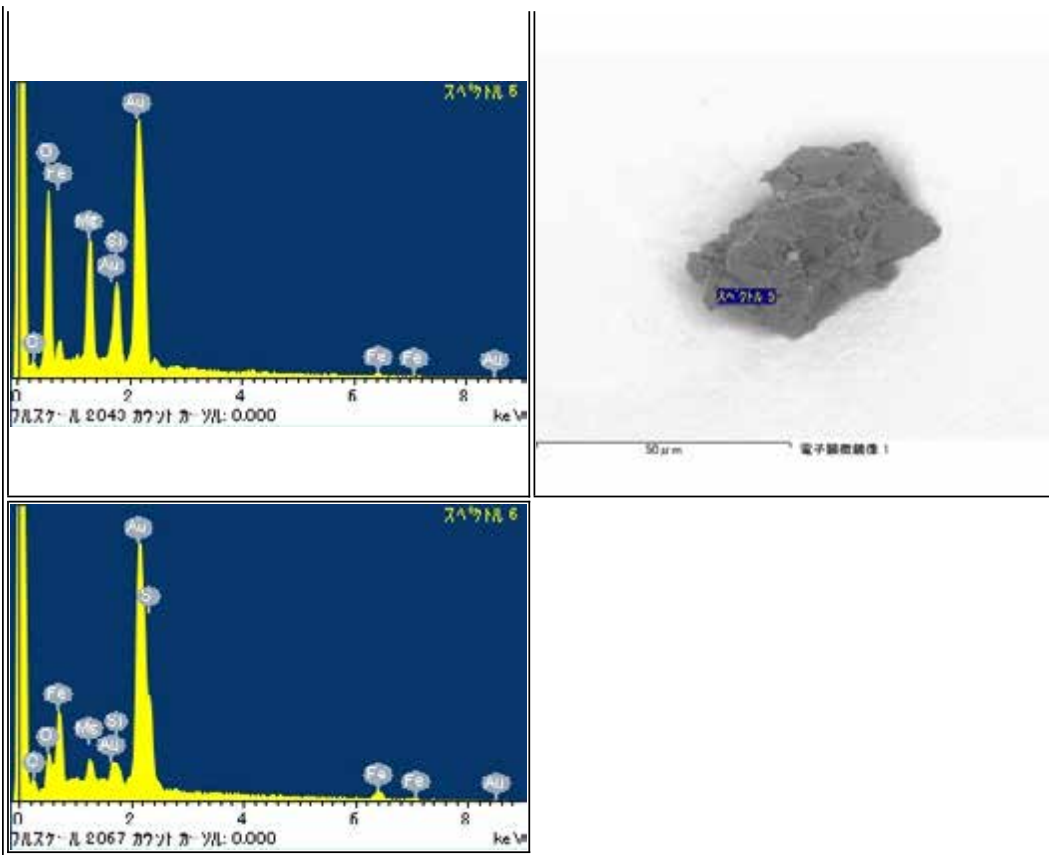
Parent	Status	Date	Size	Transfer	Category	Phase	InitialAnalysis	label	References	Comment
-	NASA	111209	53µm	SG06c8,ICF70-018_SGf0008-C,NASA	1	lpx,ol	SEM	NASA	-	-



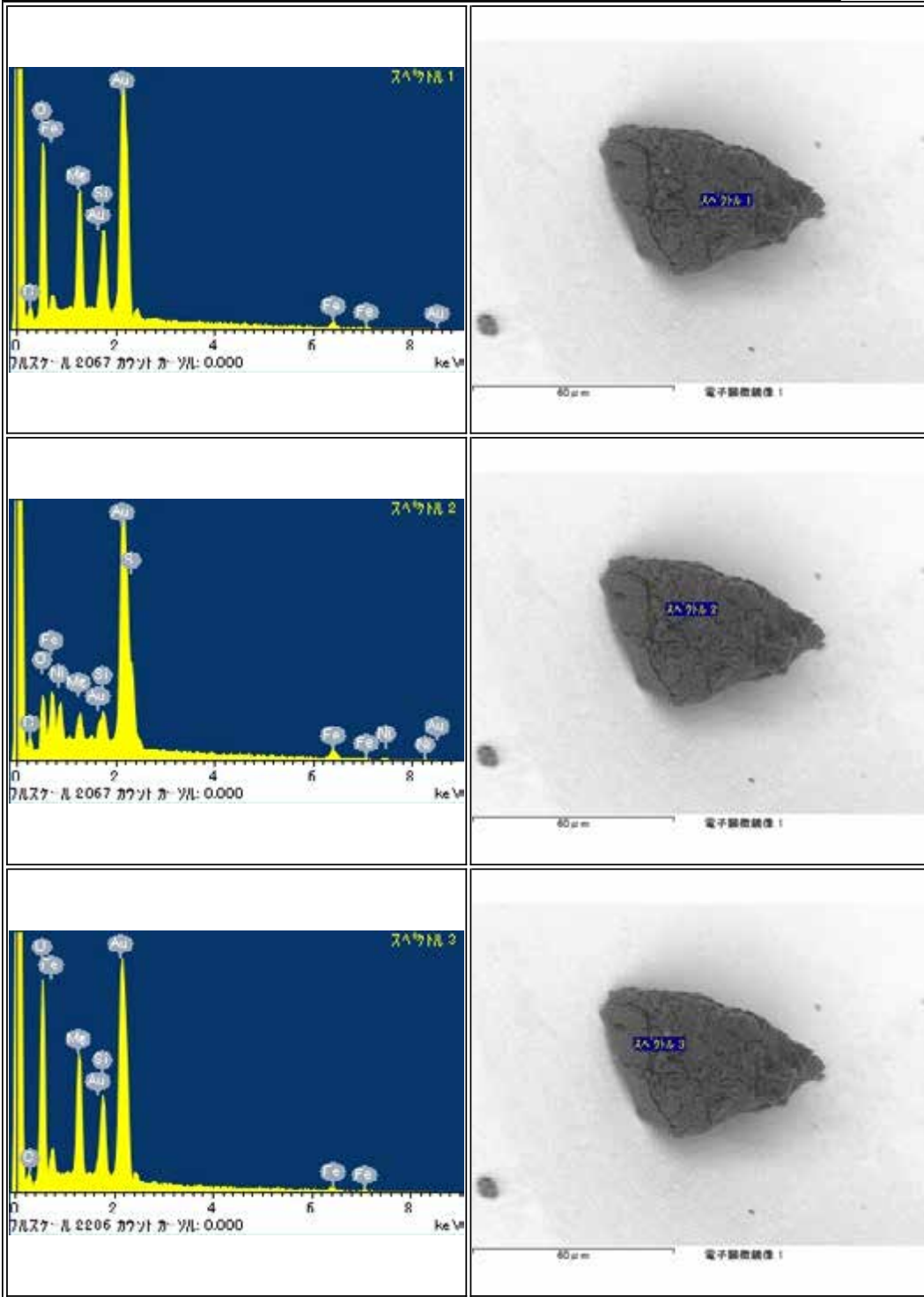
RB-QD04-0039

Parent	Status	Date	Size	Transfer	Category	Phase	InitialAnalysis	label	References	Comment
-	Curation SG06e3	120515	53µm	SG06e3	2	ol,lp,tr	SEM	-	-	-

RB-QD04-0040

Parent	Status	Date	Size	Transfer	Category	Phase	InitialAnalysis	label	References	Comment
-	Curation SG06d1	120515	74μm	SG06d1	2	ol,pl,(Fe,Ni,S)	SEM	CO		-



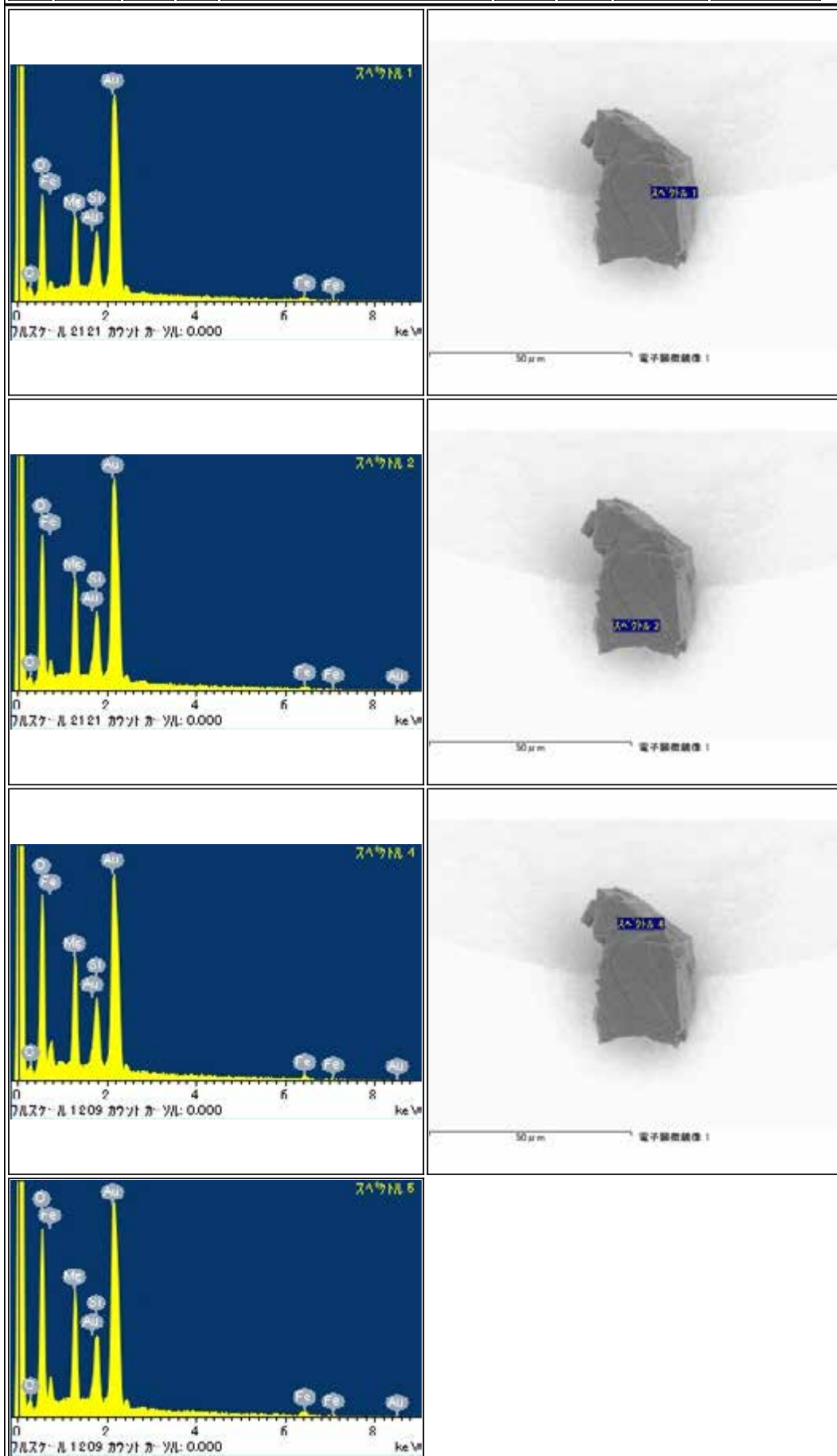
RB-QD04-0041

Parent	Status	Date	Size	Transfer	Category	Phase	InitialAnalysis	label	References	Comment
-	Curation N2-SP3, particle with C-coat on Mo plate	120515	39µm	E007	1	ol,lpx,Al	SEM,No data	IA		-

<p>スレウ標 2</p> <p>0 2 4 6 8 keV</p> <p>0.000</p>	<p>スレウ標 2</p> <p>50 µm</p> <p>電子顕微鏡像 1</p>
<p>スレウ標 3</p> <p>0 2 4 6 8 keV</p> <p>0.000</p>	<p>スレウ標 3</p> <p>50 µm</p> <p>電子顕微鏡像 1</p>
<p>スレウ標 4</p> <p>0 2 4 6 8 keV</p> <p>0.000</p>	<p>スレウ標 4</p> <p>50 µm</p> <p>電子顕微鏡像 1</p>





RB-QD04-0042

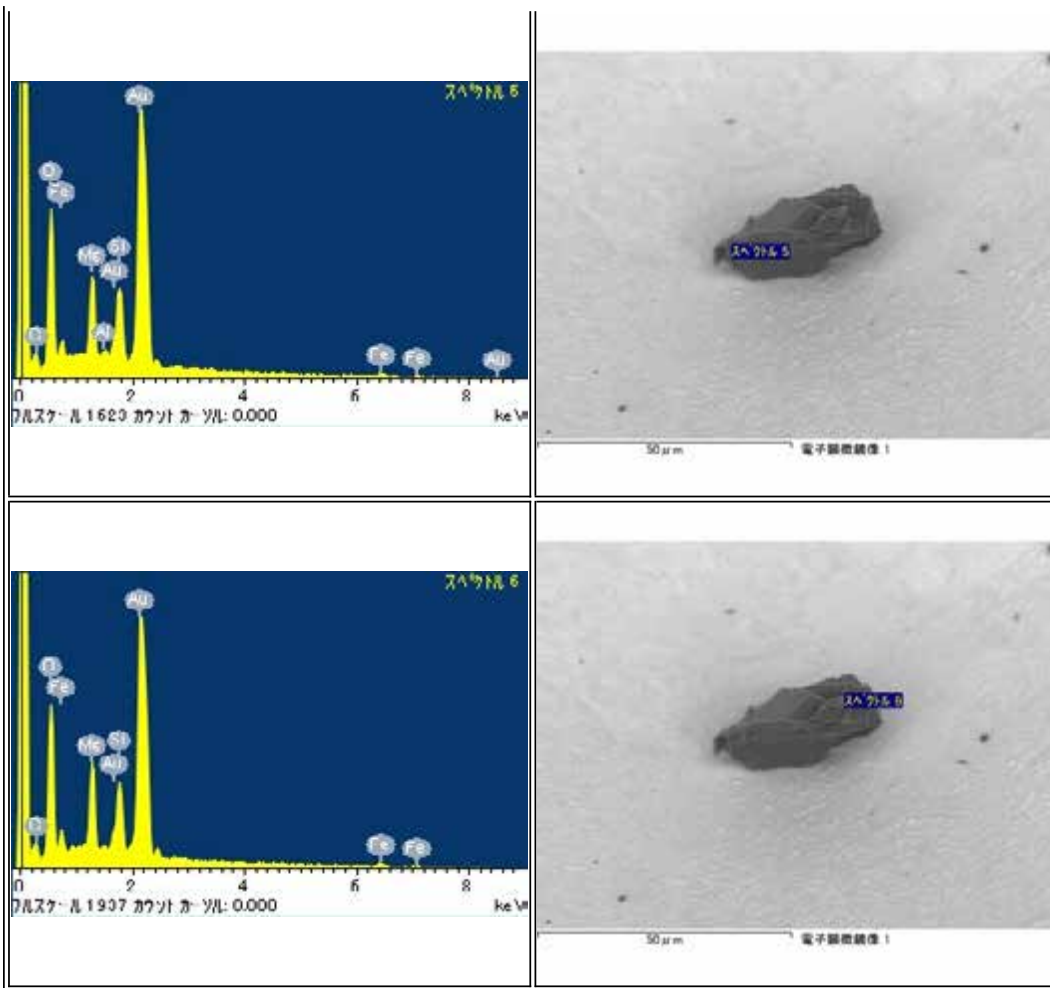
Parent	Status	Date	Size	Transfer	Category	Phase	InitialAnalysis	label	References	Comment
-	Jena Univ	120626	47μm	SG06c9,ICF70-023_SGf0015_s4,Jena Univ	1	ol,K-fld	SEM	AO_Langenhorst		-



RB-QD04-0043

Parent	Status	Date	Size	Transfer	Category	Phase	InitialAnalysis	label	References	Comment
-	Tohoku Univ	120920	35µm	SG06d2,SG16b4,Tohoku Univ	1	ol,lp,x,Al	SEM	AO_Tsuchiyama		-








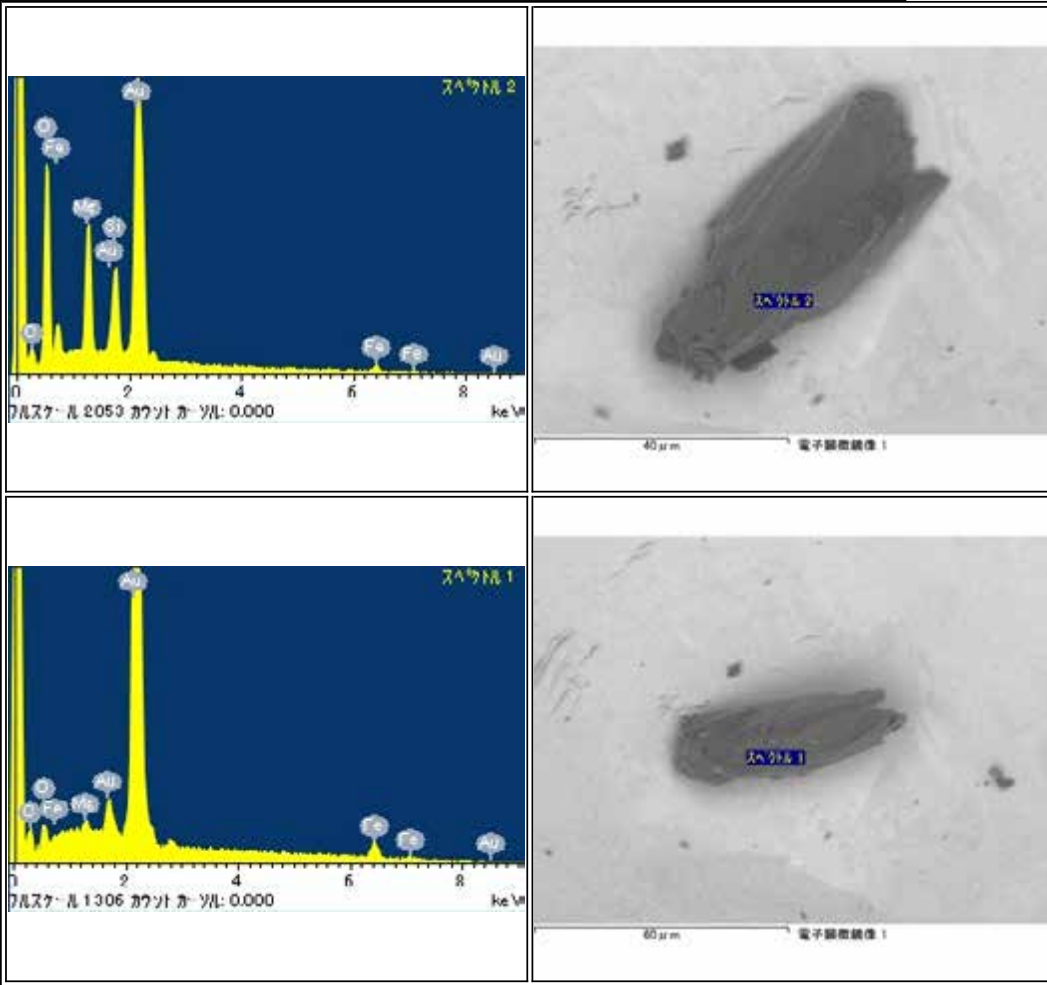
RB-QD04-0044

Parent	Status	Date	Size	Transfer	Category	Phase	InitialAnalysis	label	References	Comment
-	Curation SG06e2	120515	51µm	SG06e2	1	ol	SEM	-	-	-





RB-QD04-0045


Parent	Status	Date	Size	Transfer	Category	Phase	InitialAnalysis	label	References	Comment
-	Curation SG06d5	120515	57µm	SG06d5	2	ol,lp,pl	SEM	-	-	-



RB-QD04-0046

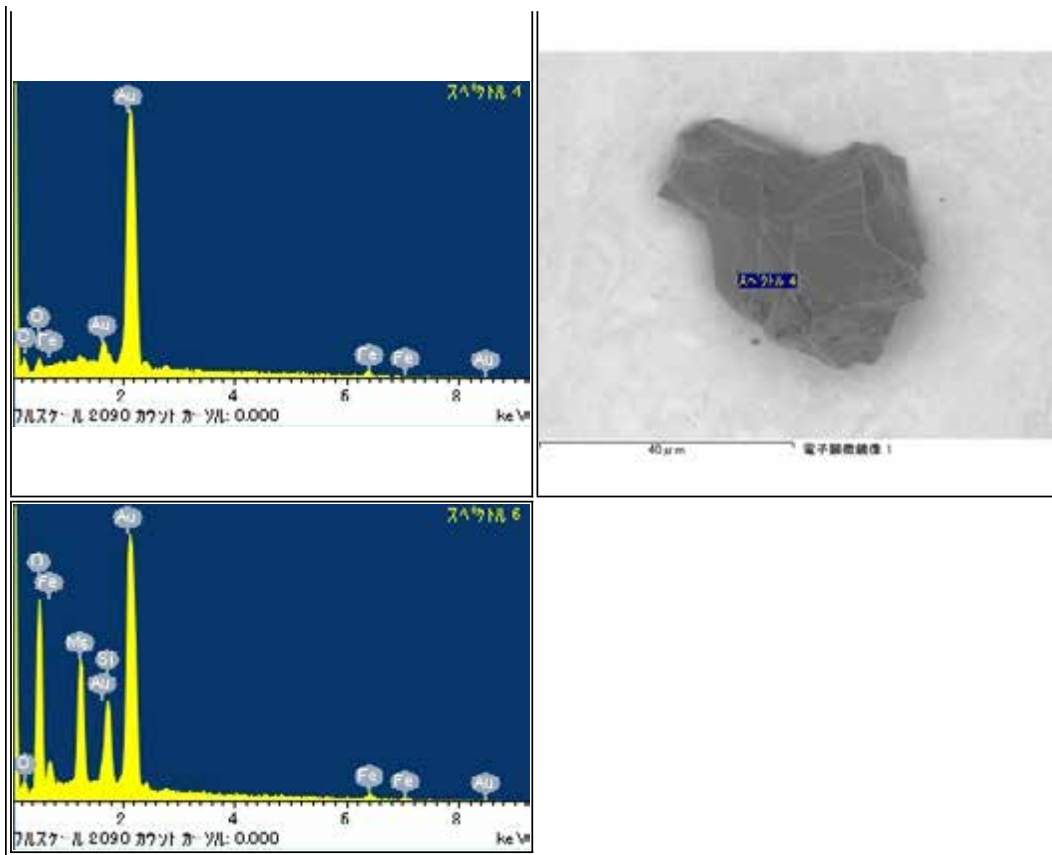
Parent	Status	Date	Size	Transfer	Category	Phase	InitialAnalysis	label	References	Comment
-	Tohoku Univ	120920	42µm	SG06d4,SG16b2,Tohoku Univ	1	ol	SEM	AO_Tsuchiyama		-





RB-QD04-0049


Parent	Status	Date	Size	Transfer	Category	Phase	InitialAnalysis	label	References	Comment
-	Initial Analysis		50µm	-	1	ol,Al	SEM,INAA	IA		-

RB-QD04-0051

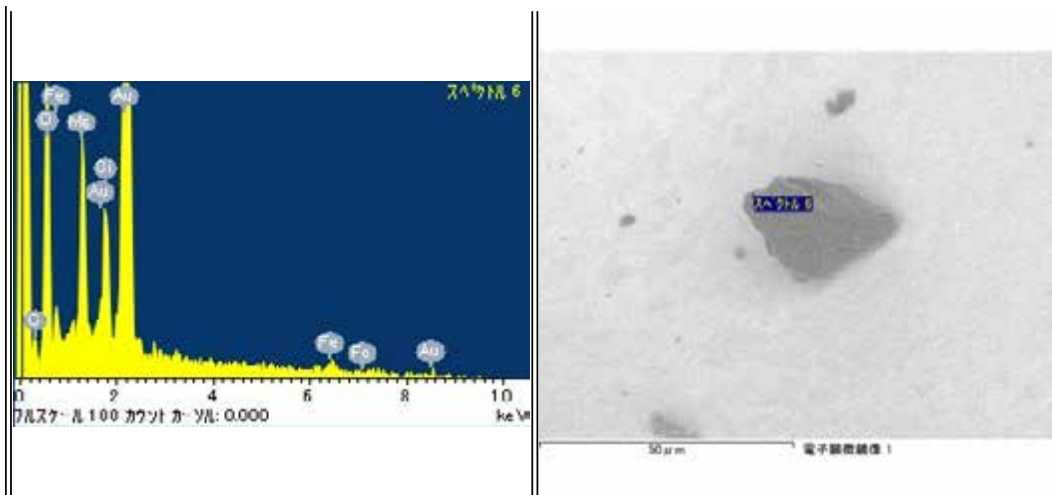
Parent	Status	Date	Size	Transfer	Category	Phase	InitialAnalysis	label	References	Comment
-	Curation SG06e8	120515	37μm	SG06e8	1	ol	SEM	-	-	-



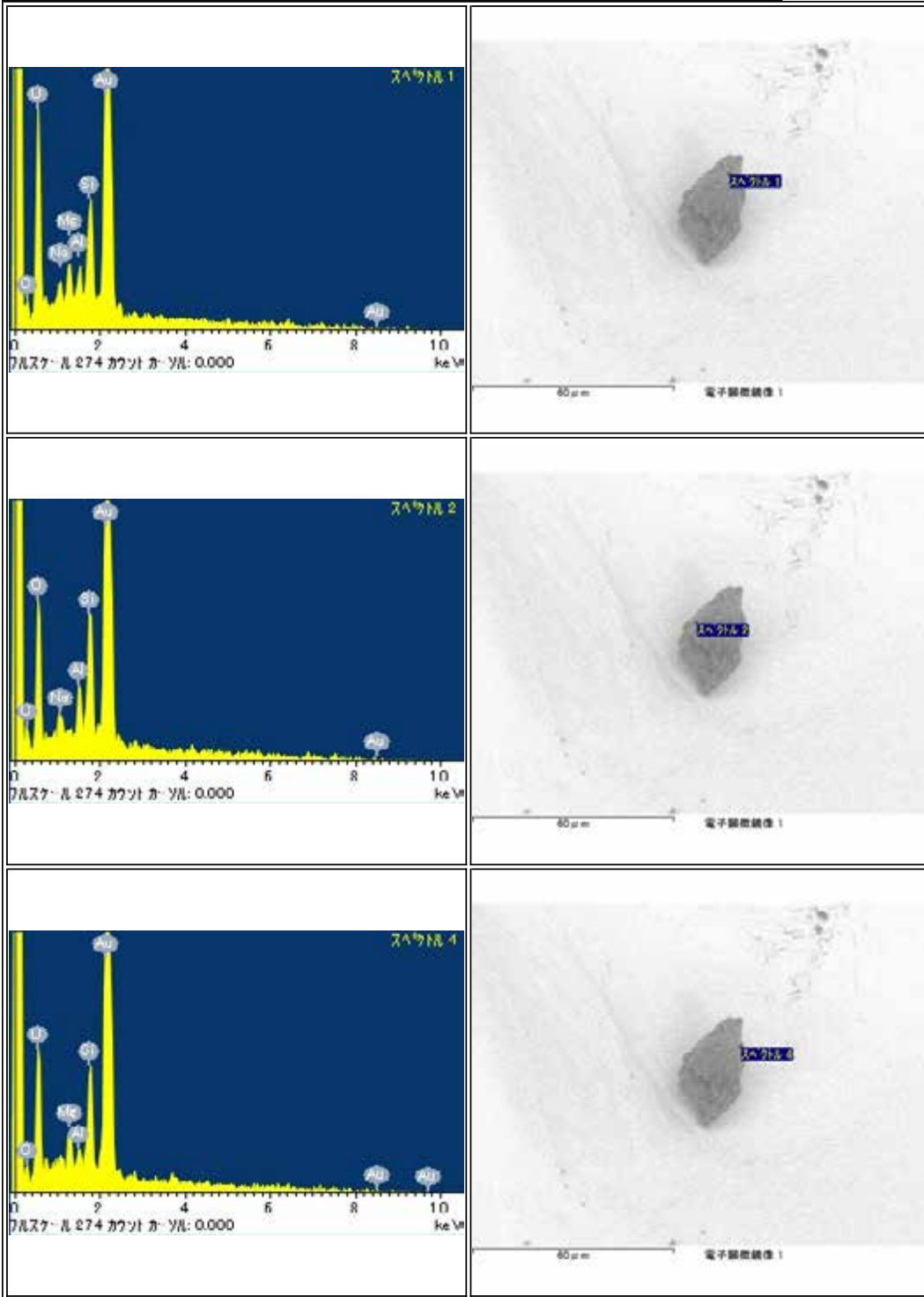
RB-QD04-0053

Parent	Status	Date	Size	Transfer	Category	Phase	InitialAnalysis	label	References	Comment
-	Curation SG06f2	120515	30µm	SG06f2	1	ol	SEM	-	-	-


RB-QD04-0054

Parent	Status	Date	Size	Transfer	Category	Phase	InitialAnalysis	label	References	Comment
-	Curation SG06e6	120515	34μm	SG06e6	1	pl,lpX	SEM	-	-	-



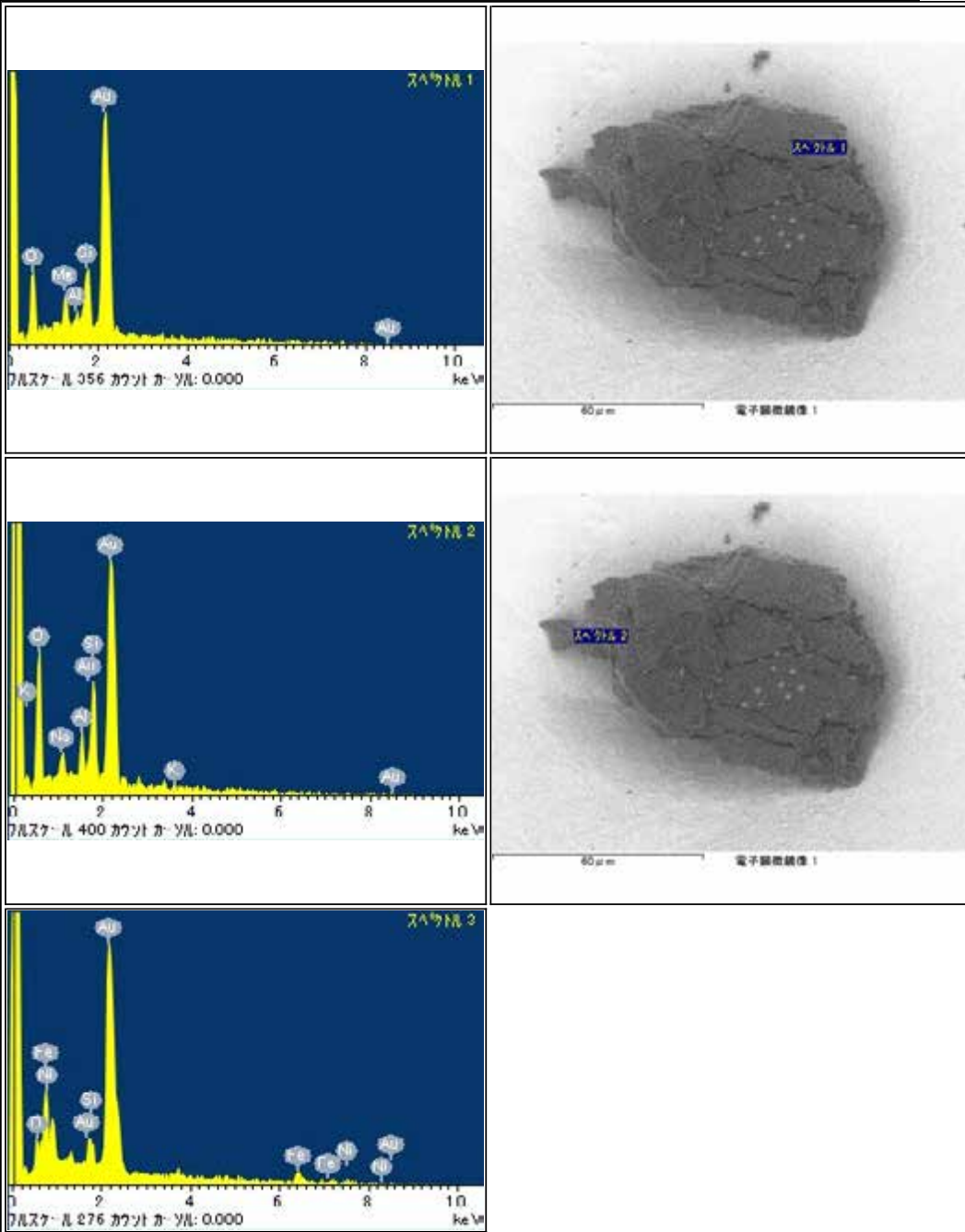
RB-QD04-0055

Parent	Status	Date	Size	Transfer	Category	Phase	InitialAnalysis	label	References	Comment
-	Curation SG06f0	120515	33µm	SG06f0	1	ol	SEM	-	-	-

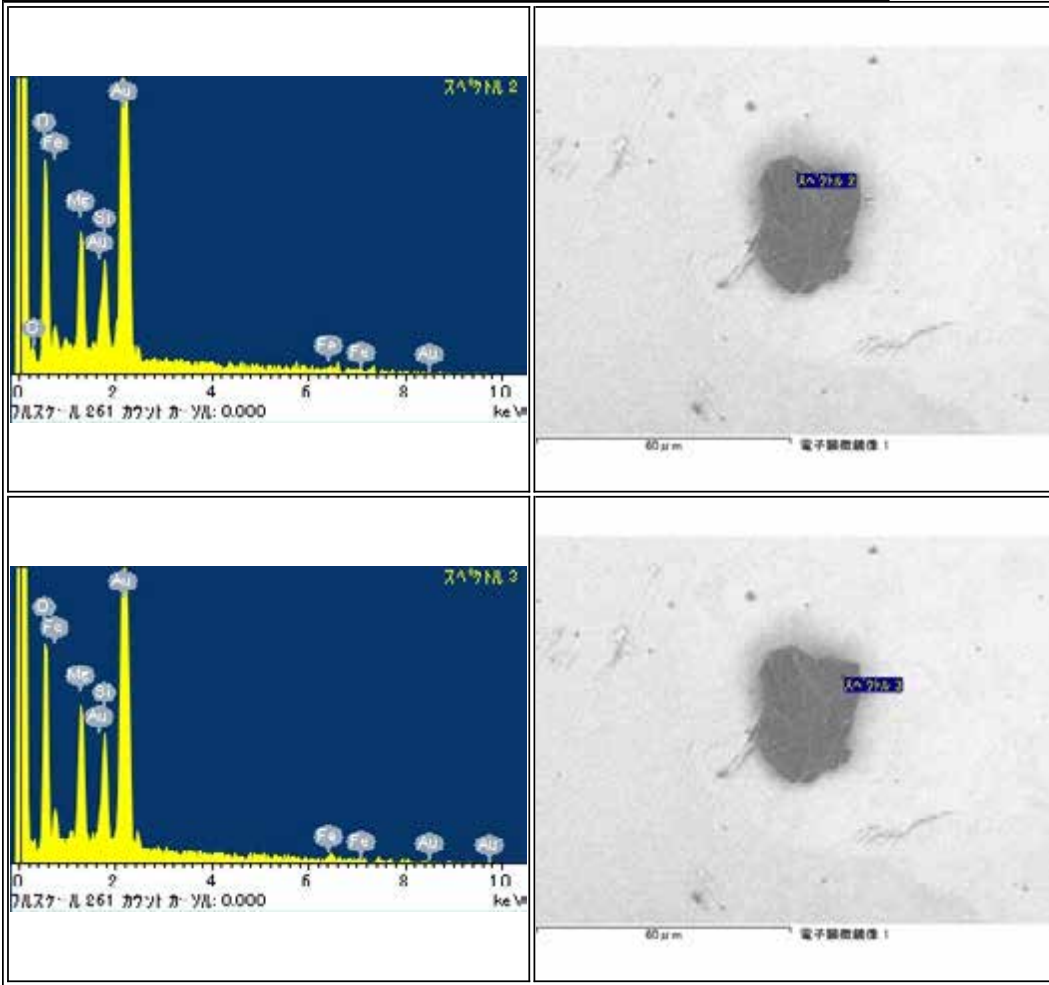
RB-QD04-0056

Parent	Status	Date	Size	Transfer	Category	Phase	InitialAnalysis	label	References	Comment
-	Curation SG12a1	120515	103µm	SG12a1	2	lpx,pl,(Fe,Ni),tr	SEM	EXTRA	-	-



RB-QD04-0057


Parent	Status	Date	Size	Transfer	Category	Phase	InitialAnalysis	label	References	Comment
-	Curation SG06h1	120515	33µm	SG06h1	1	ol	SEM	-	-	-





RB-QD04-0058

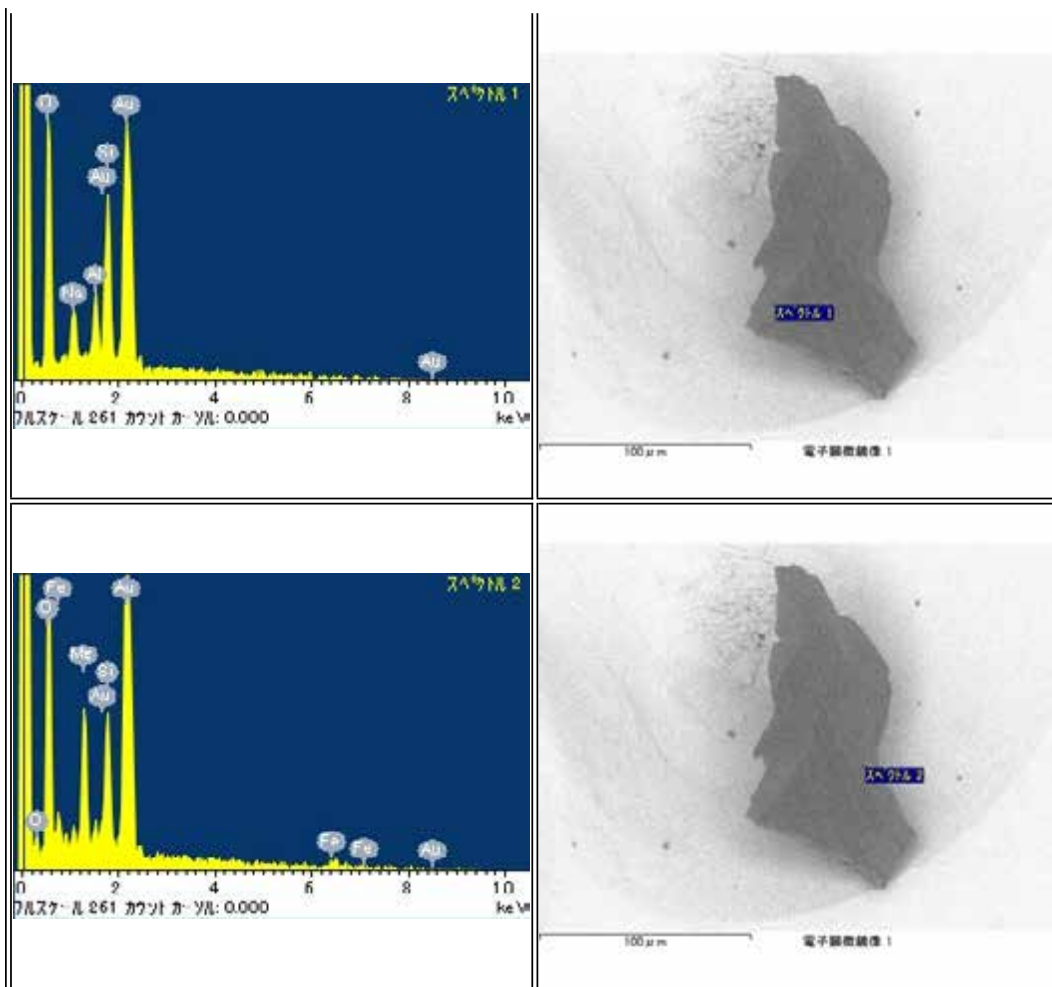
Parent	Status	Date	Size	Transfer	Category	Phase	InitialAnalysis	label	References	Comment
-	Curation SG06f8	120515	35µm	SG06f8	1	pl,ol	SEM	-	-	-



RB-QD04-0059


Parent	Status	Date	Size	Transfer	Category	Phase	InitialAnalysis	label	References	Comment
-	Curation SG12a2	120515	191μm	SG12a2	1	pl,K-fld,lpx	SEM	-	-	-

<p>スเปクトル 1</p> <p>0 2 4 6 8 10 keV</p> <p>261 cps カウント率: 0.000</p>	<p>スペクトル 1</p> <p>100 μm</p> <p>電子顕微鏡像 1</p>
<p>スペクトル 2</p> <p>0 2 4 6 8 10 keV</p> <p>261 cps カウント率: 0.000</p>	<p>スペクトル 2</p> <p>100 μm</p> <p>電子顕微鏡像 1</p>
<p>スペクトル 3</p> <p>0 2 4 6 8 10 keV</p> <p>261 cps カウント率: 0.000</p>	<p>スペクトル 3</p> <p>100 μm</p> <p>電子顕微鏡像 1</p>
Empty EDS spectrum cell	Empty SEM image cell



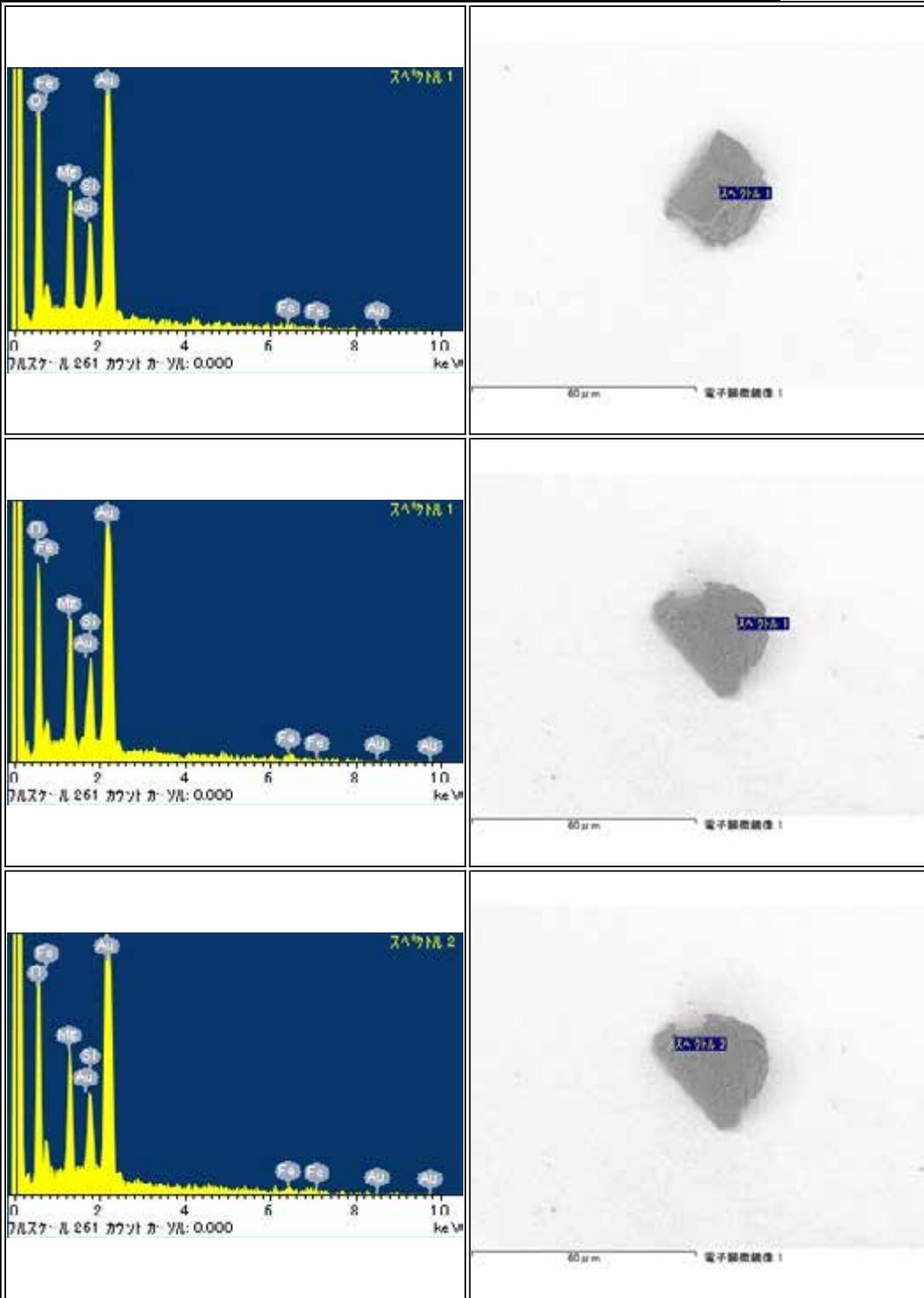
RB-QD04-0060

Parent	Status	Date	Size	Transfer	Category	Phase	InitialAnalysis	label	References	Comment
-	Curation SG06h6	120515	37μm	SG06h6	1	ol	SEM	-	-	-



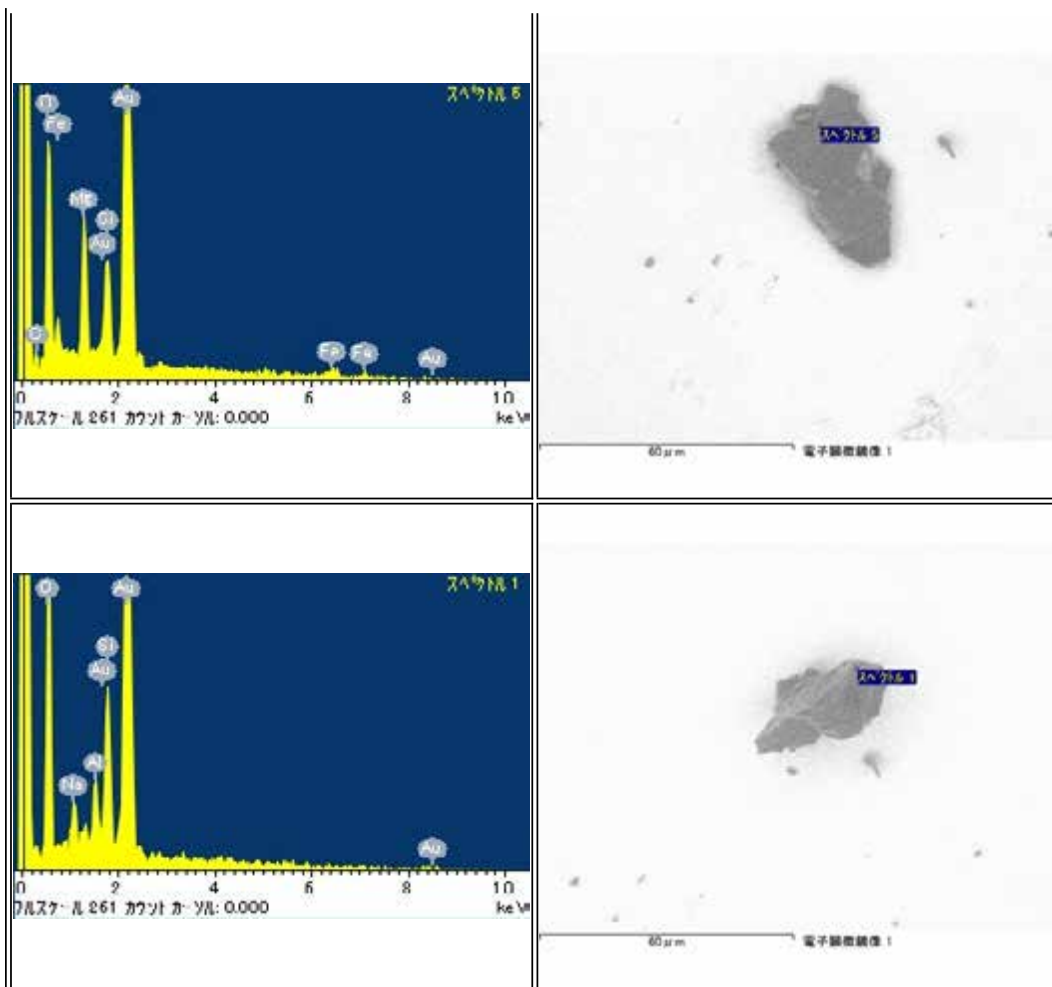
RB-QD04-0061

Parent	Status	Date	Size	Transfer	Category	Phase	InitialAnalysis	label	References	Comment
-	Curation SG06f6	120515	31µm	SG06f6	1	ol	SEM	-	-	-



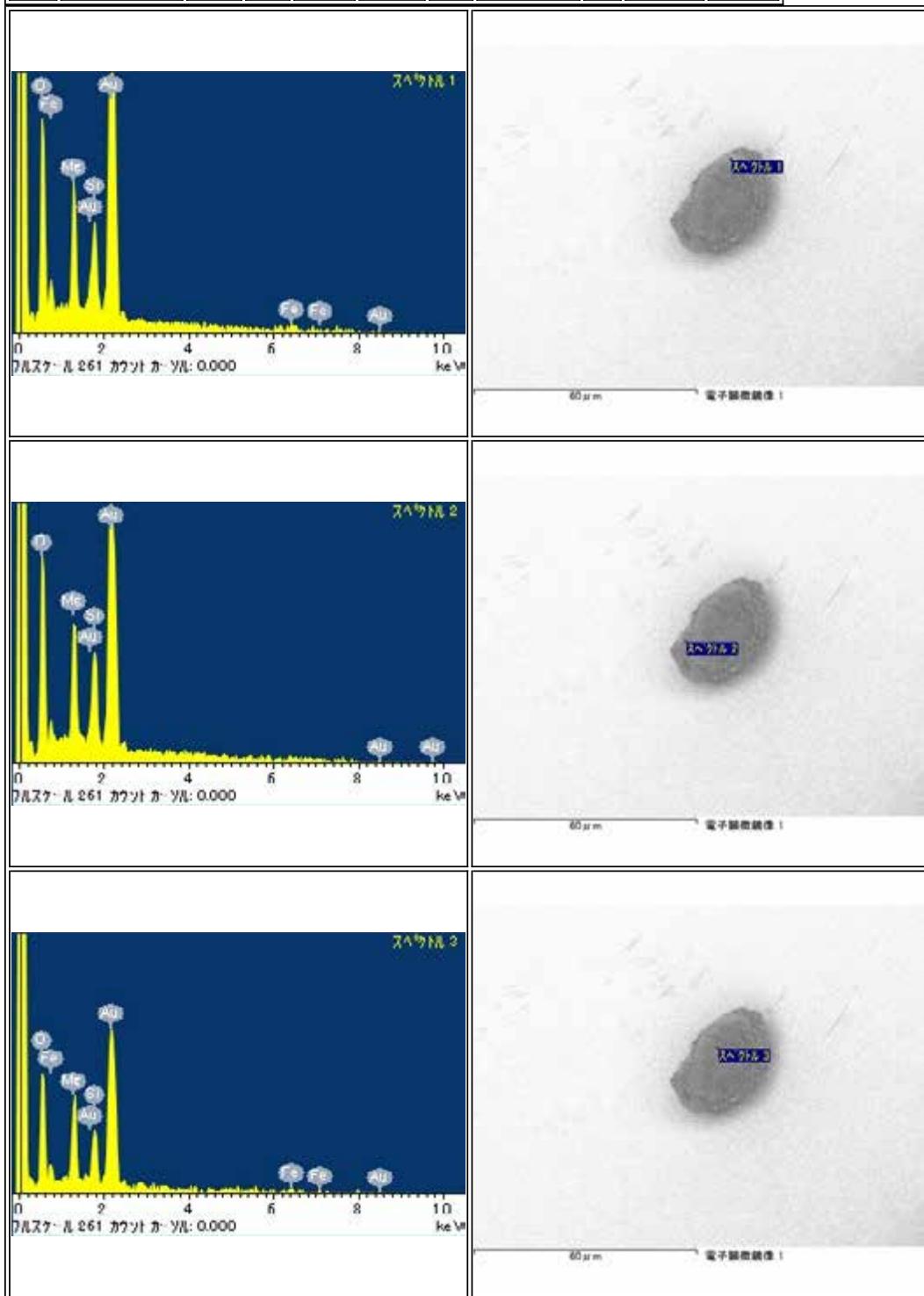
RB-QD04-0062

Parent	Status	Date	Size	Transfer	Category	Phase	InitialAnalysis	label	References	Comment
-	Curation SG06f4	120515	40µm	SG06f4	1	ol,pl	SEM	-	-	-

RB-QD04-0063


Parent	Status	Date	Size	Transfer	Category	Phase	InitialAnalysis	label	References	Comment
-	Curation SG06h3	120515	33μm	SG06h3	1	ol	SEM	-	-	-





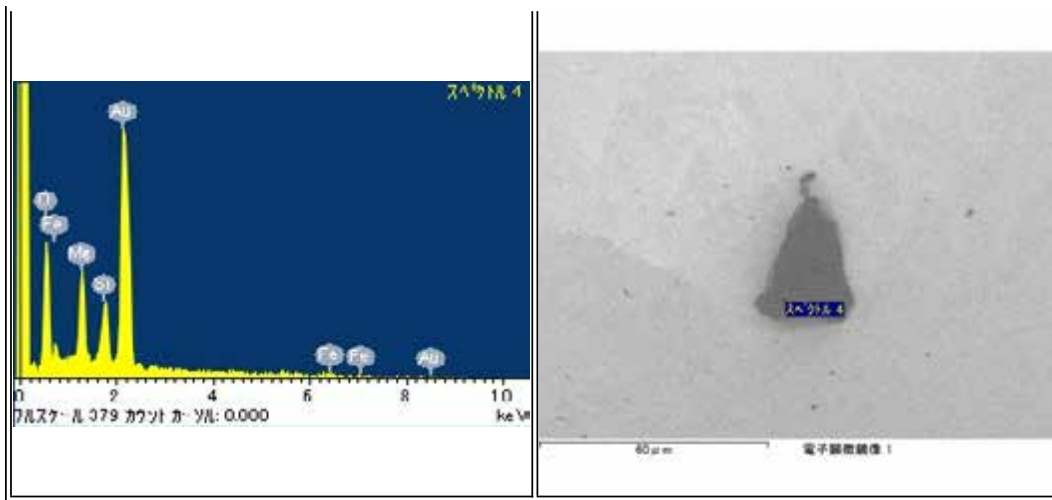
RB-QD04-0064

Parent	Status	Date	Size	Transfer	Category	Phase	InitialAnalysis	label	References	Comment
-	Curation SG06j0	120515	33μm	SG06j0	1	pl,(Ca,Cl)	SEM	CO	-	-


RB-QD04-0066

Parent	Status	Date	Size	Transfer	Category	Phase	InitialAnalysis	label	References	Comment
-	Curation SG06h8	120515	35µm	SG06h8	1	ol	SEM	-	-	-


RB-QD04-0068

Parent	Status	Date	Size	Transfer	Category	Phase	InitialAnalysis	label	References	Comment
-	Curation SG06j5	120508	35μm	SG06j5	1	ol	SEM	-	-	-

RB-QD04-0069


Parent	Status	Date	Size	Transfer	Category	Phase	InitialAnalysis	label	References	Comment
-	Curation SG06i4	120508	33μm	SG06i4	1	ol,hpx,pl,(Si,O)	SEM	CO	-	-



RB-QD04-0070

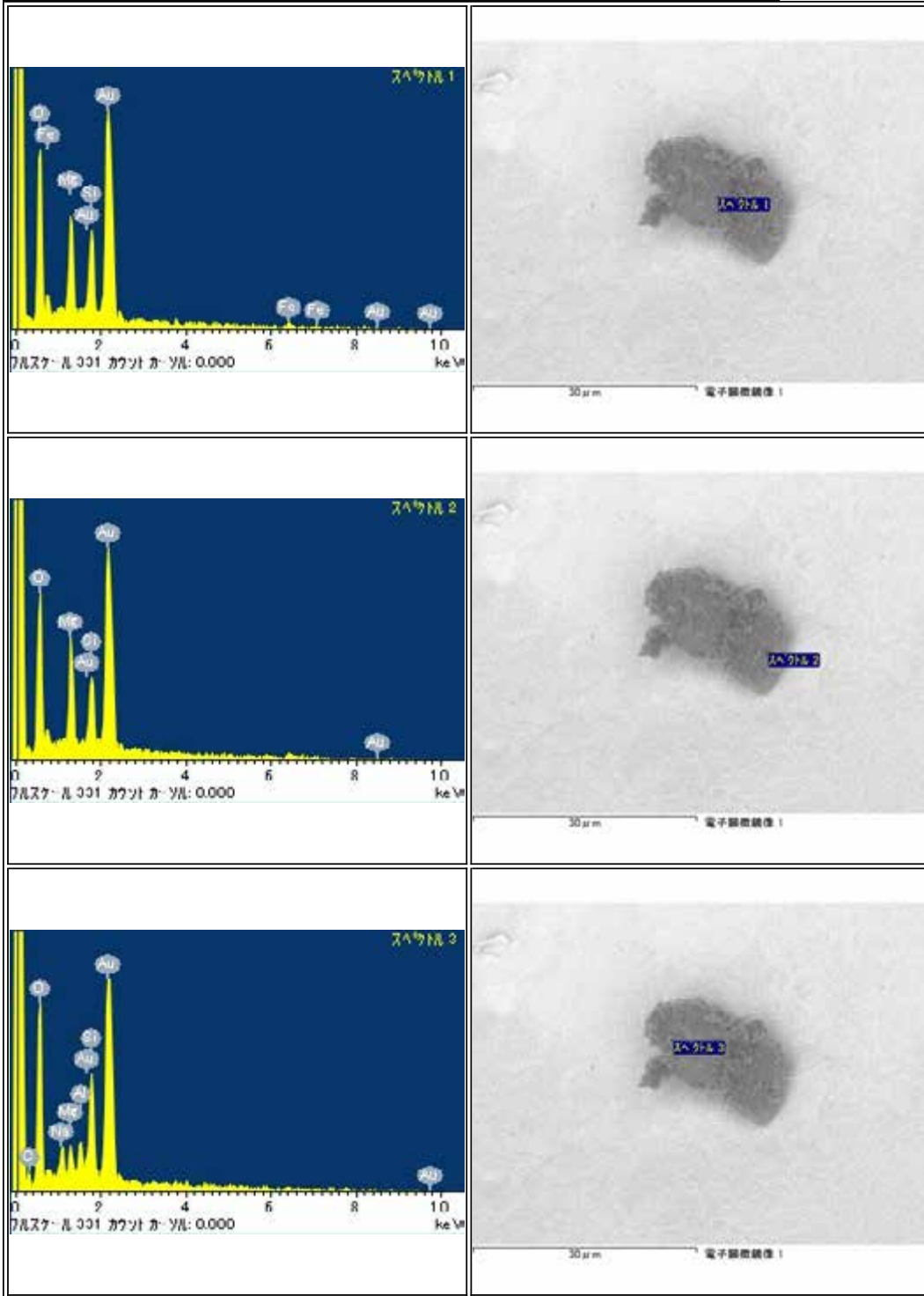
Parent	Status	Date	Size	Transfer	Category	Phase	InitialAnalysis	label	References	Comment
-	Curation SG06i6	120508	28μm	SG06i6	1	lpx	SEM	-	-	-



RB-QD04-0071


Parent	Status	Date	Size	Transfer	Category	Phase	InitialAnalysis	label	References	Comment
-	Curation SG06j8	120508	22μm	SG06j8	1	ol,pl	SEM	-	-	-



RB-QD04-0072

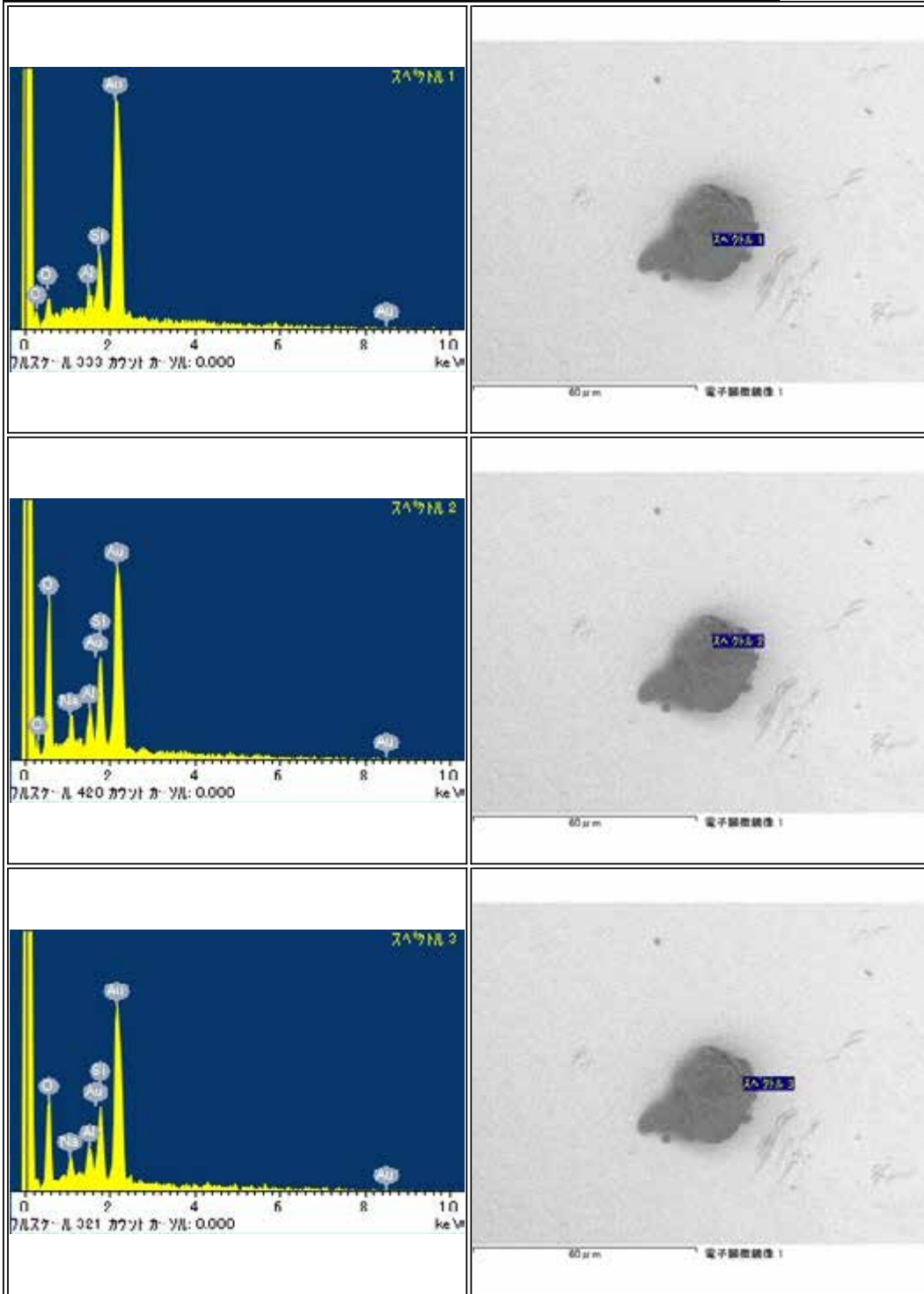
Parent	Status	Date	Size	Transfer	Category	Phase	InitialAnalysis	label	References	Comment
-	Curation SG06i2	120508	25µm	SG06i2	2	ol,Fe	SEM	-	-	-

<p>スเปクトル 1</p> <p>0 2 4 6 8 10 keV</p> <p>0.000 カウント カリブレーション</p>	<p>スเปクトル 1</p> <p>30 µm 電子顕微鏡像 1</p>
<p>スเปクトル 2</p> <p>0 2 4 6 8 10 keV</p> <p>0.000 カウント カリブレーション</p>	<p>スเปクトル 2</p> <p>30 µm 電子顕微鏡像 1</p>
<p>スเปクトル 3</p> <p>0 2 4 6 8 10 keV</p> <p>0.000 カウント カリブレーション</p>	<p>スเปクトル 3</p> <p>30 µm 電子顕微鏡像 1</p>



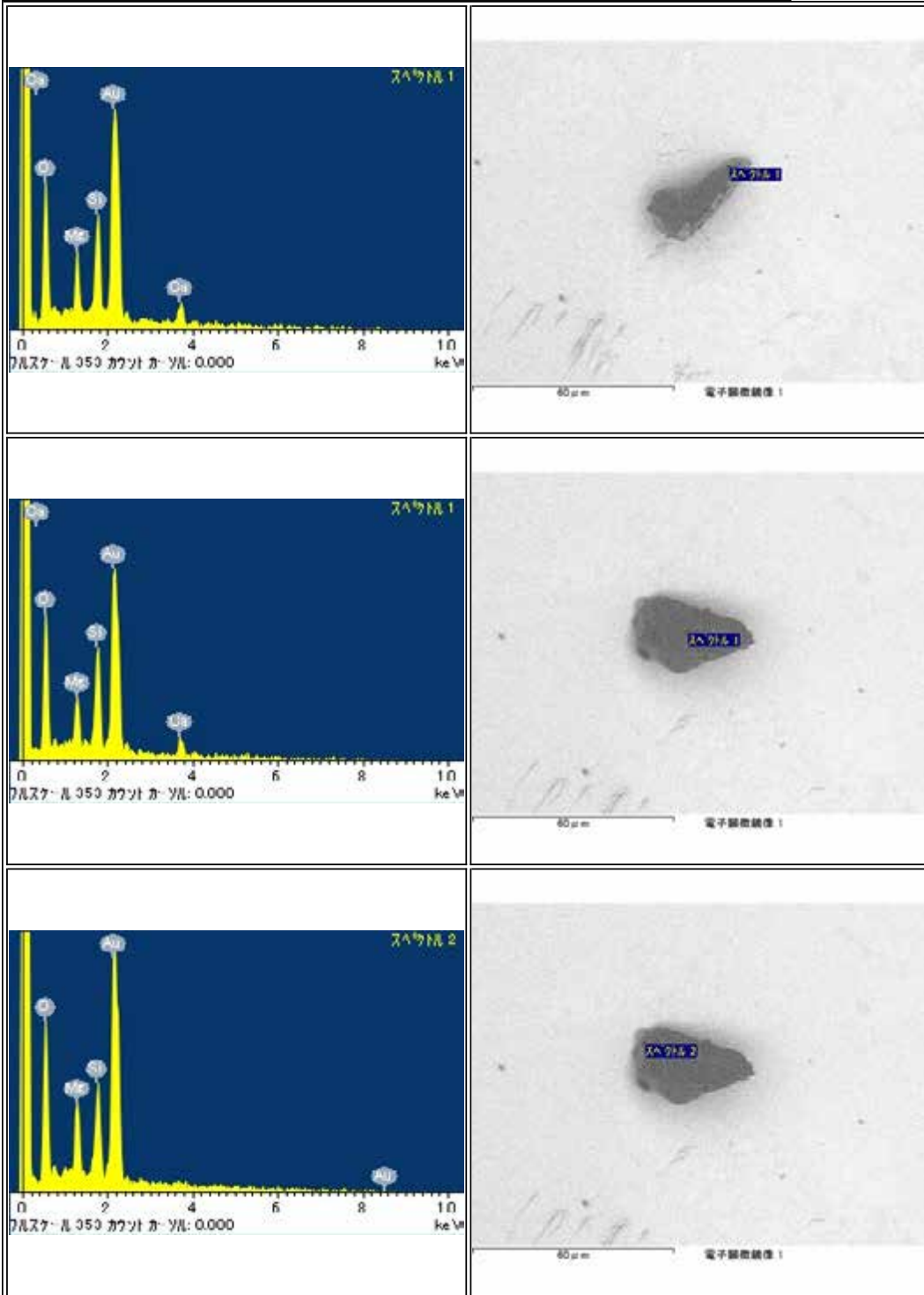
RB-QD04-0074

Parent	Status	Date	Size	Transfer	Category	Phase	Initial Analysis	label	References	Comment
-	Curation SG06j3	120508	32μm	SG06j3	1	pl,ol	SEM	-	-	-



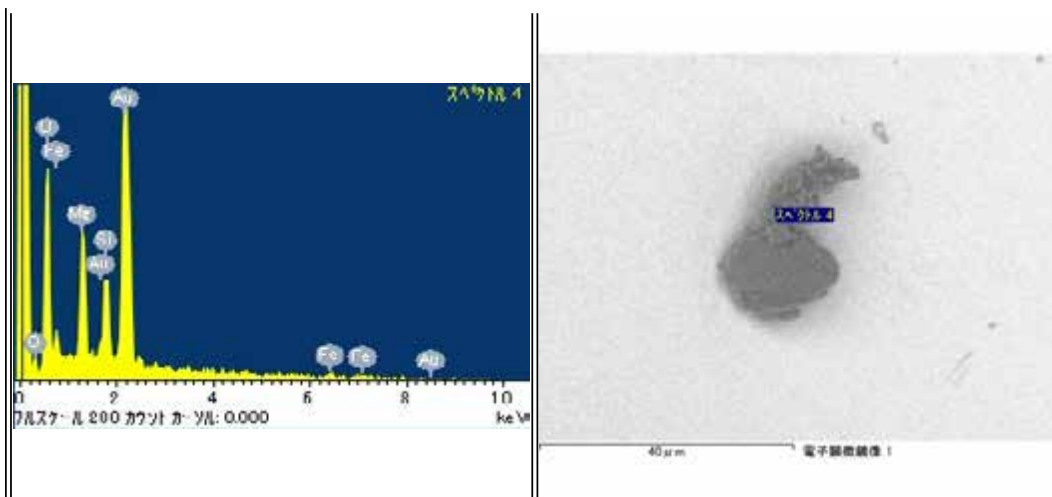
RB-QD04-0075

Parent	Status	Date	Size	Transfer	Category	Phase	InitialAnalysis	label	References	Comment
-	Curation SG06i9	120511	35μm	SG06i9	1	hpx,lpx	SEM	-	-	-



RB-QD04-0076

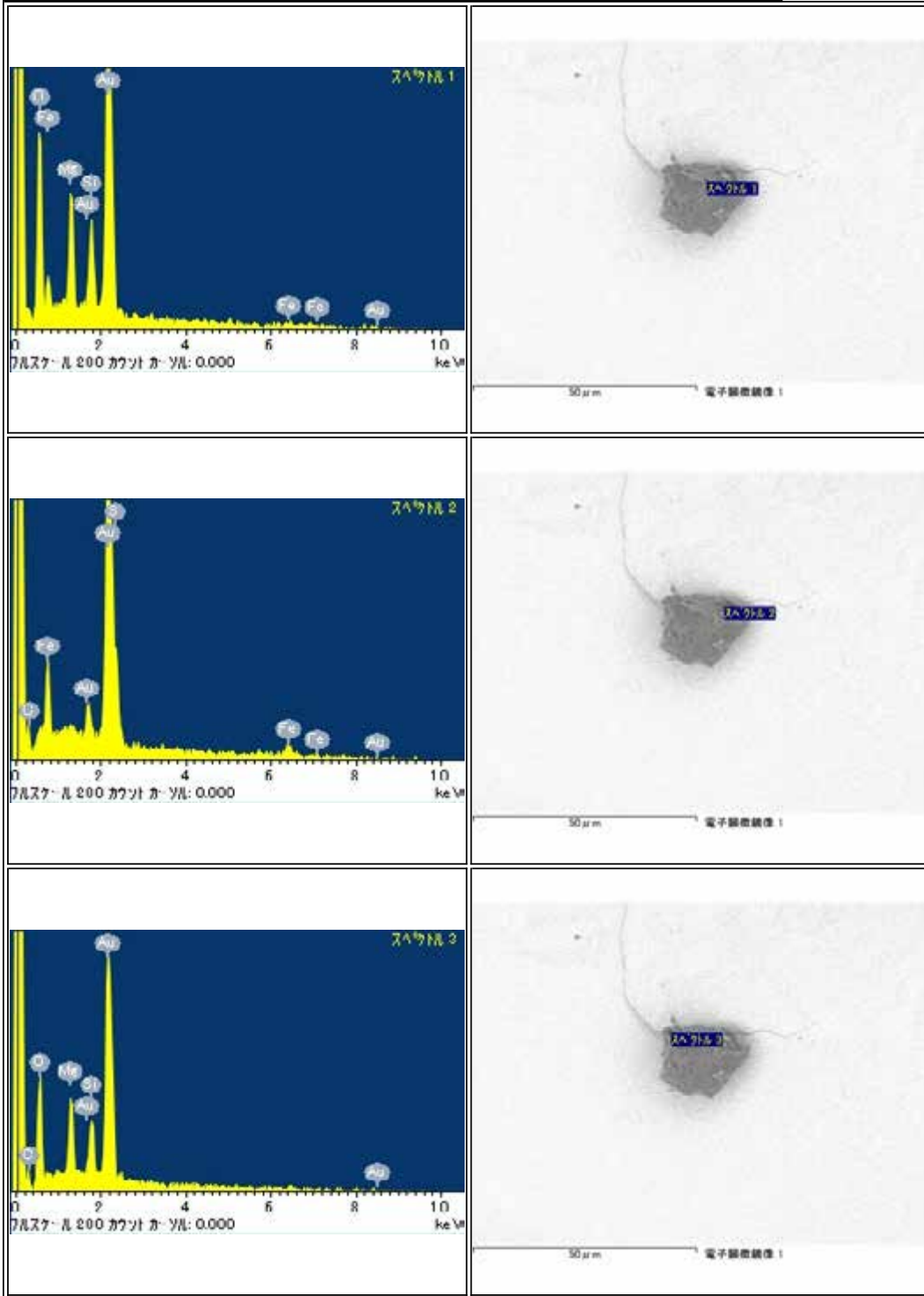
Parent	Status	Date	Size	Transfer	Category	Phase	InitialAnalysis	label	References	Comment
-	Curation SG11a1	120511	31µm	SG11a1	1	ol	SEM	-	-	-



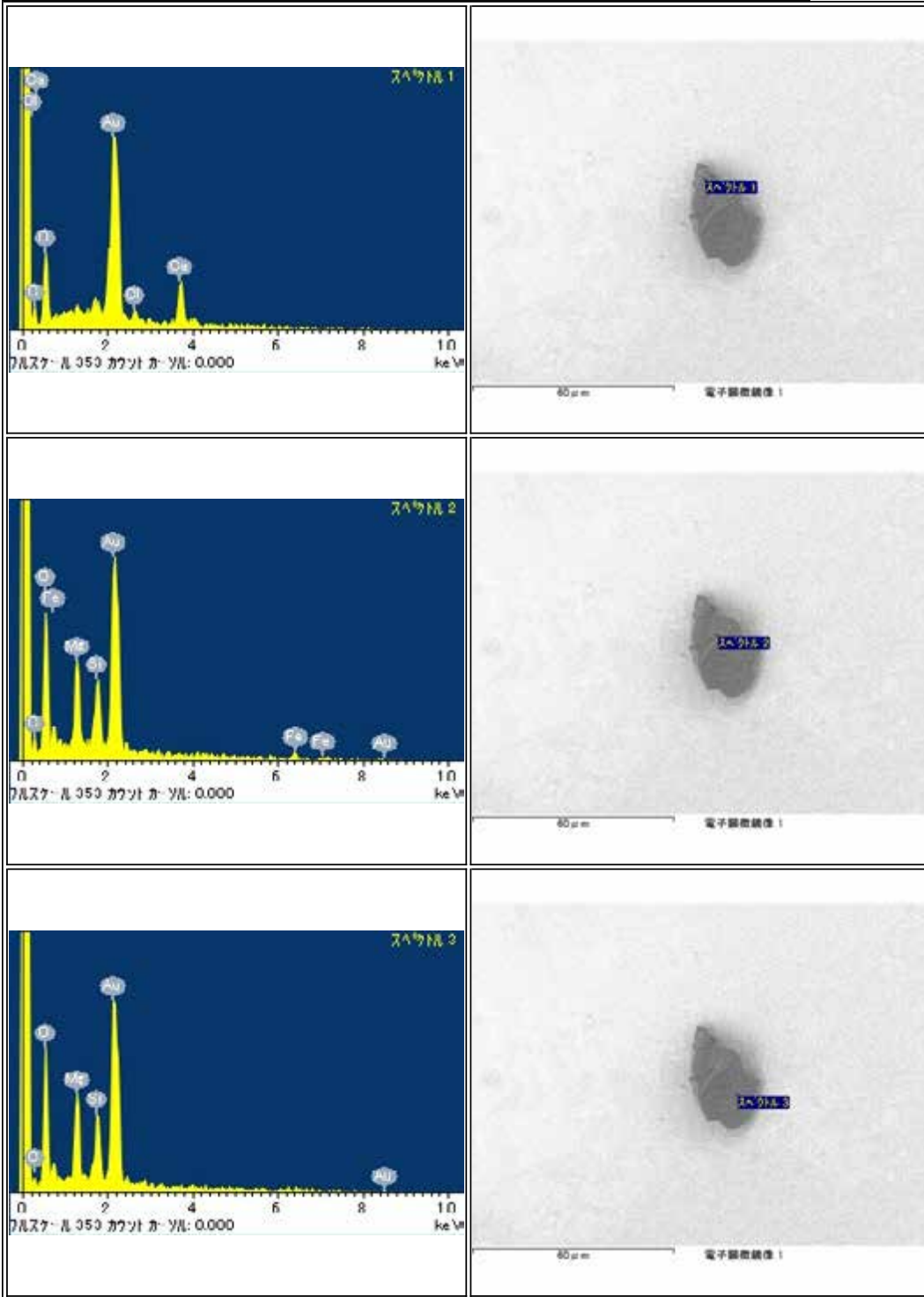
RB-QD04-0077

Parent	Status	Date	Size	Transfer	Category	Phase	InitialAnalysis	label	References	Comment
-	Curation SG11a3	120511	21µm	SG11a3	2	ol,tr	SEM	-	-	-



RB-QD04-0079

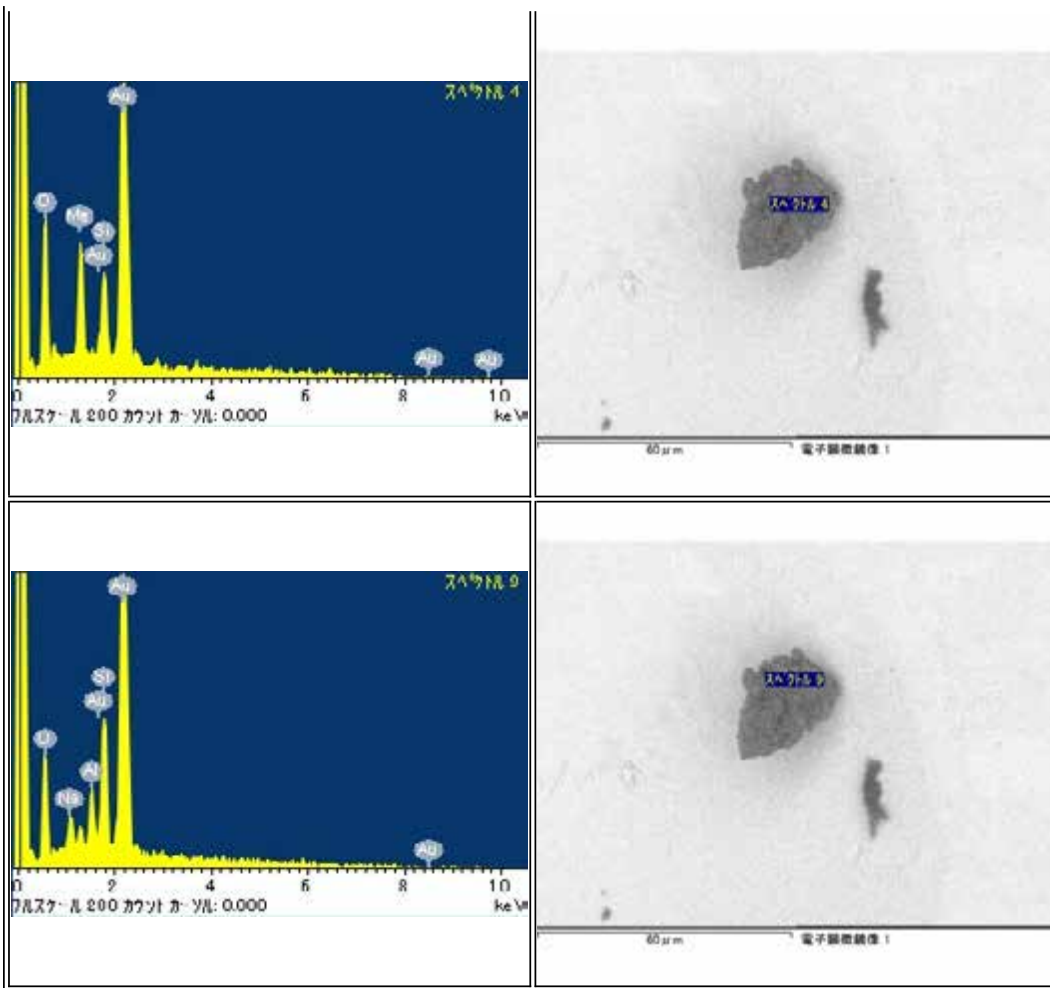
Parent	Status	Date	Size	Transfer	Category	Phase	InitialAnalysis	label	References	Comment
-	Curation SG11a2	120511	30μm	SG11a2	1	ol <sub>2</sub> (Ca,Cl)	SEM	CO	-	-



RB-QD04-0080


Parent	Status	Date	Size	Transfer	Category	Phase	InitialAnalysis	label	References	Comment
-	Curation SG11a0	120511	35µm	SG11a0	1	ol,lp,pl	SEM	-	-	-

<p>スเปクトル 1</p> <p>0 2 4 6 8 10 keV</p> <p>7kV x200 カウンタ カリブ: 0.000</p>	<p>スエム イメージ 1</p> <p>60µm</p> <p>電子顕微鏡像 1</p>
<p>スเปクトル 2</p> <p>0 2 4 6 8 10 keV</p> <p>7kV x200 カウンタ カリブ: 0.000</p>	<p>スエム イメージ 2</p> <p>60µm</p> <p>電子顕微鏡像 1</p>
<p>スเปクトル 3</p> <p>0 2 4 6 8 10 keV</p> <p>7kV x200 カウンタ カリブ: 0.000</p>	<p>スエム イメージ 3</p> <p>60µm</p> <p>電子顕微鏡像 1</p>



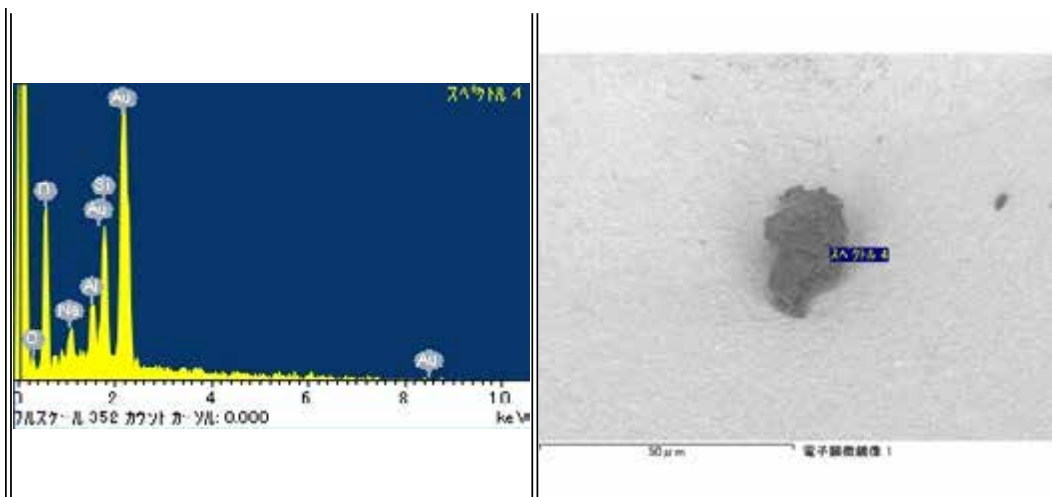
RB-QD04-0081

Parent	Status	Date	Size	Transfer	Category	Phase	InitialAnalysis	label	References	Comment
-	Curation SG11a4	120511	33µm	SG11a4	1	ol	SEM	-	-	-

RB-QD04-0082


Parent	Status	Date	Size	Transfer	Category	Phase	InitialAnalysis	label	References	Comment
-	Curation SG11b1	120516	28µm	SG11b1	1	p.l.o.l	SEM	-	-	-




RB-QD04-0083

Parent	Status	Date	Size	Transfer	Category	Phase	InitialAnalysis	label	References	Comment
-	Curation SG11b4	120516	30µm	SG11b4	1	lpx,ol,hpx	SEM	-	-	-

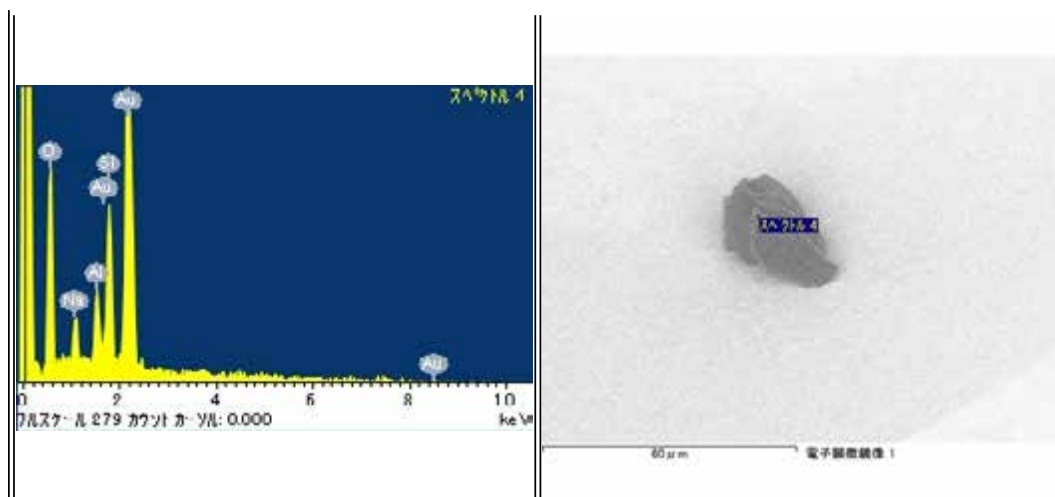
RB-QD04-0084

Parent	Status	Date	Size	Transfer	Category	Phase	InitialAnalysis	label	References	Comment
-	Curation SG11b3	120516	31µm	SG11b3	2	ol,pl,K-flt	SEM	-	-	-


RB-QD04-0085

Parent	Status	Date	Size	Transfer	Category	Phase	InitialAnalysis	label	References	Comment
-	Curation SG11b2	120516	32µm	SG11b2	1	pl	SEM	-	-	-

RB-QD04-0086

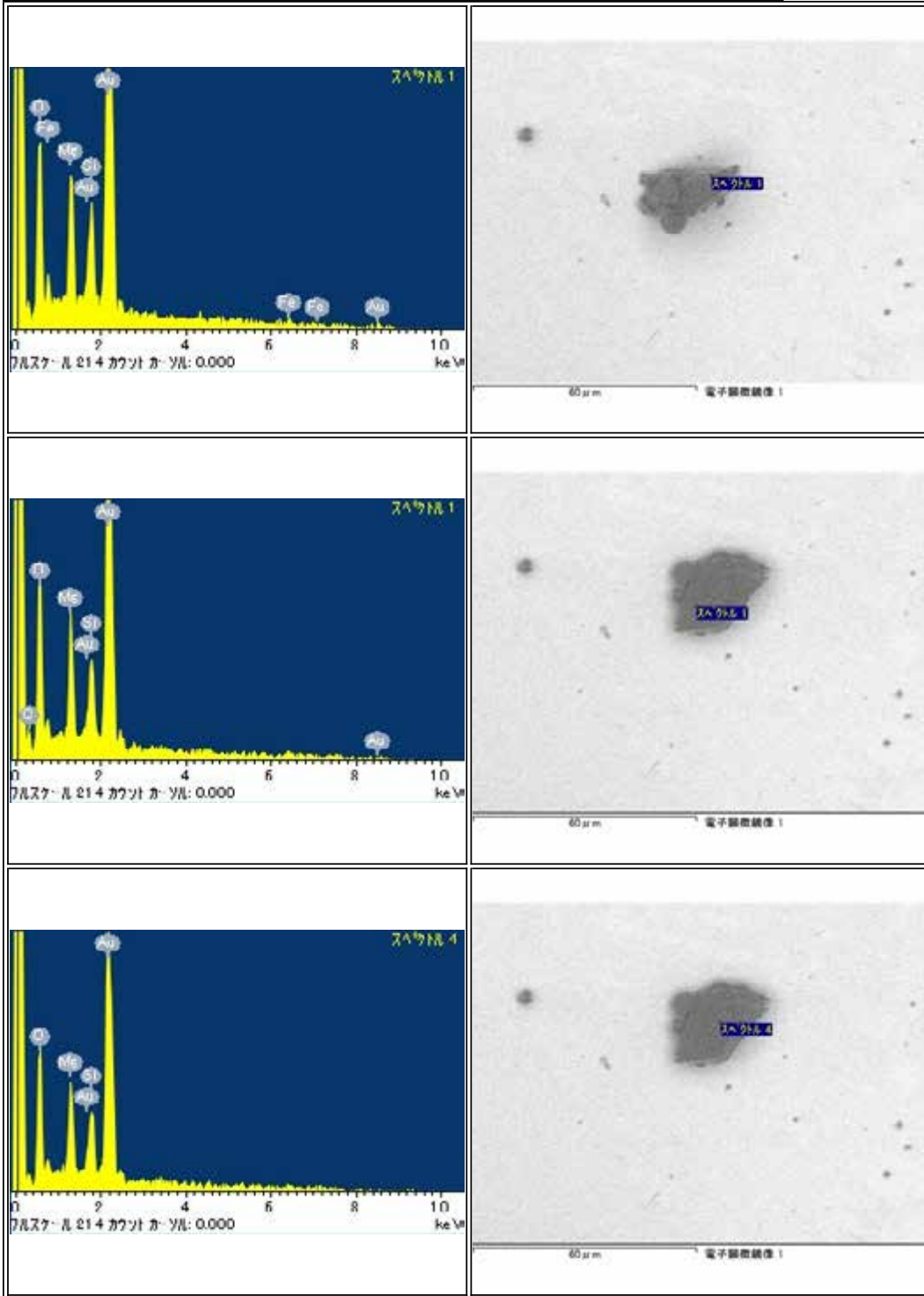
Parent	Status	Date	Size	Transfer	Category	Phase	InitialAnalysis	label	References	Comment
-	Curation SG11a5	120516	21µm	SG11a5	1	lpx,ol,pl	SEM	-	-	-



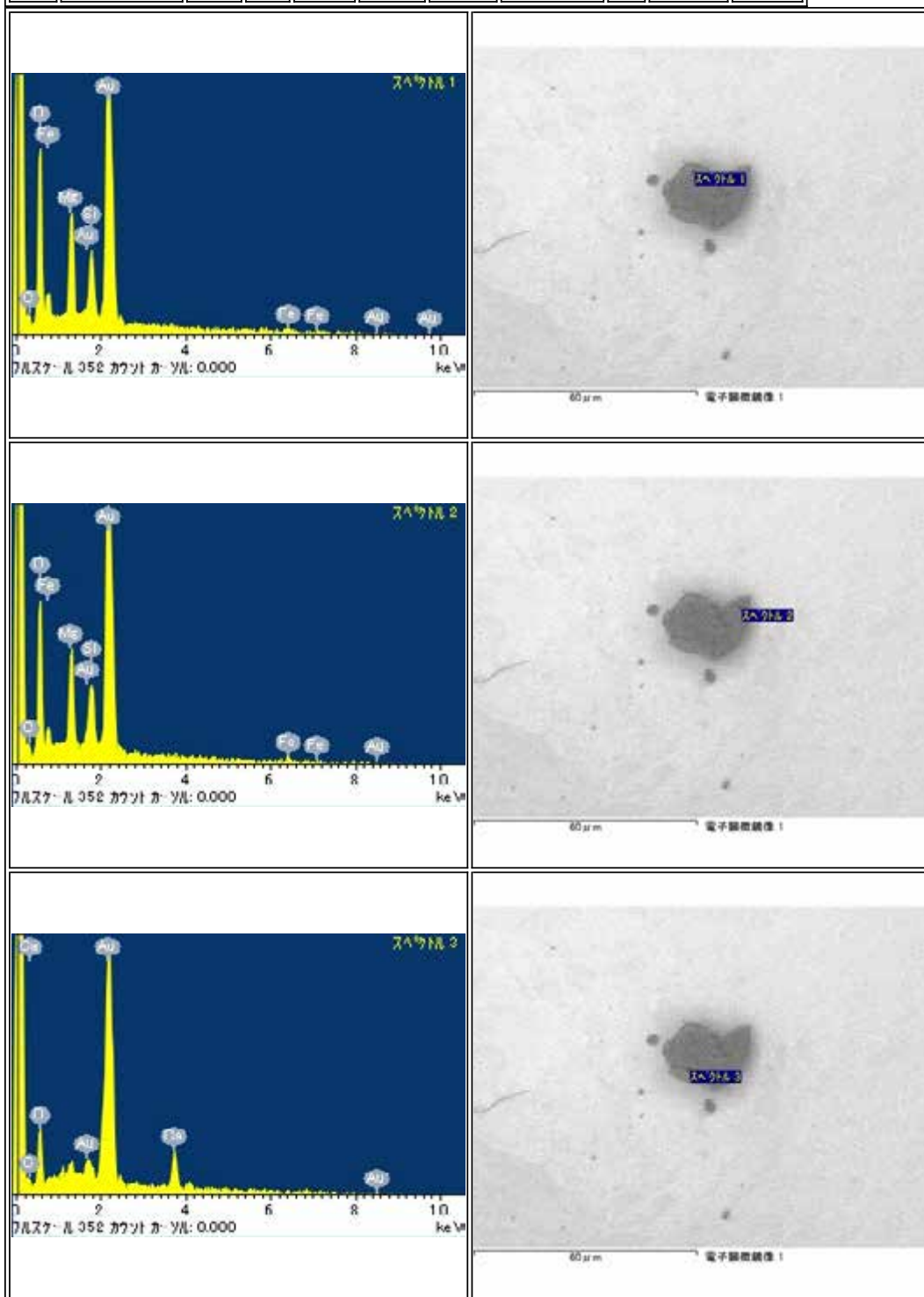
RB-QD04-0087

Parent	Status	Date	Size	Transfer	Category	Phase	InitialAnalysis	label	References	Comment
-	Curation SG11b0	120516	29µm	SG11b0	1	ol	SEM	-	-	-



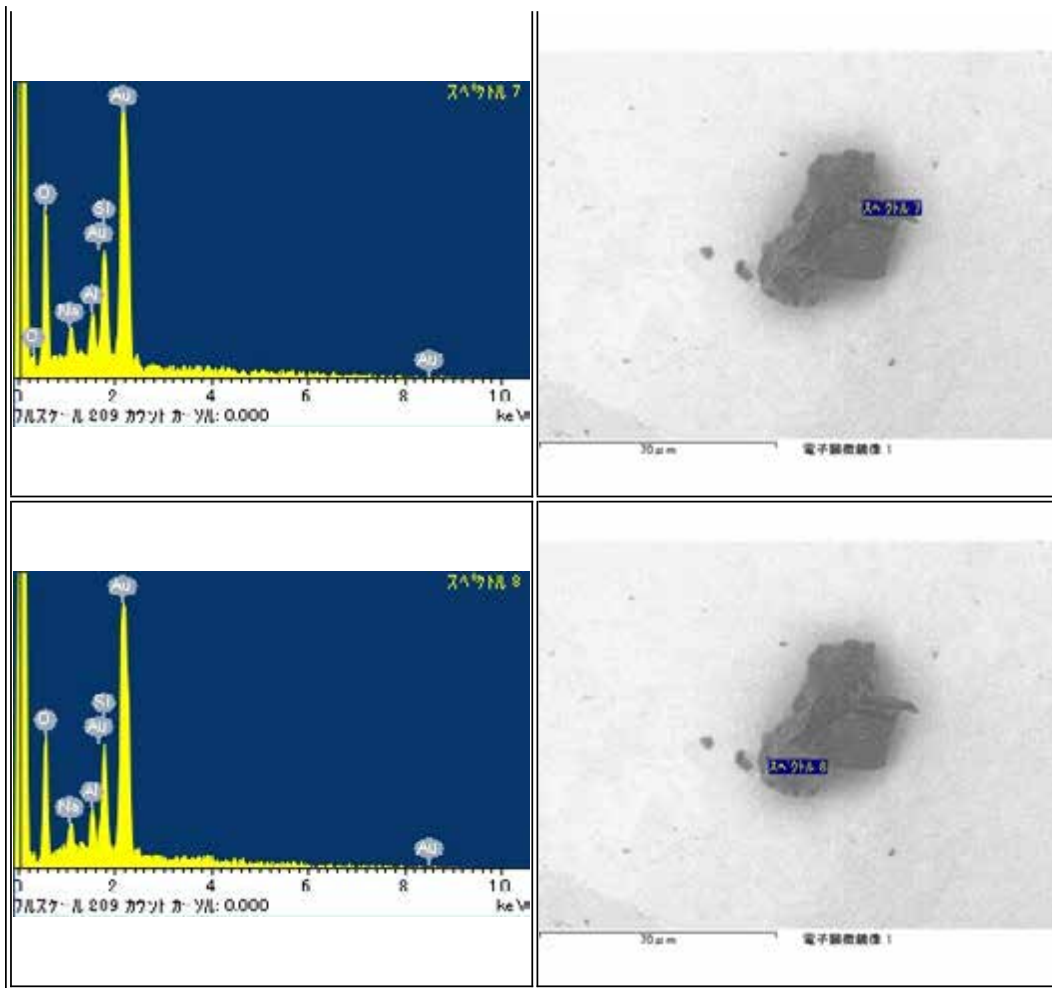
## RB-QD04-0088

Parent	Status	Date	Size	Transfer	Category	Phase	InitialAnalysis	label	References	Comment
-	Curation SG11b5	120525	25μm	SG11b5	1	ol, (Ca, O)	SEM	CO	-	-



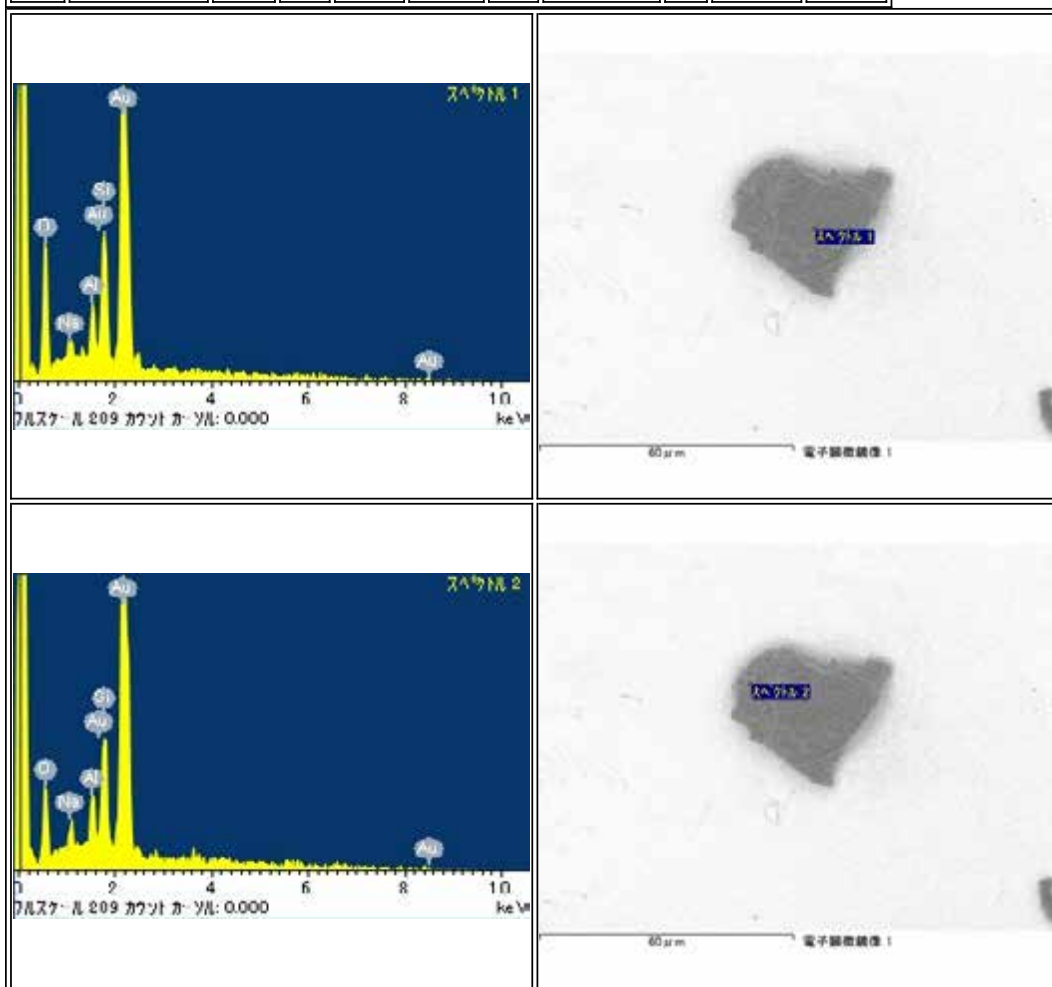
RB-QD04-0089

Parent	Status	Date	Size	Transfer	Category	Phase	InitialAnalysis	label	References	Comment
-	Curation SG11c5	120525	68µm	SG11c5	1	pl,hpx	SEM	-	-	-

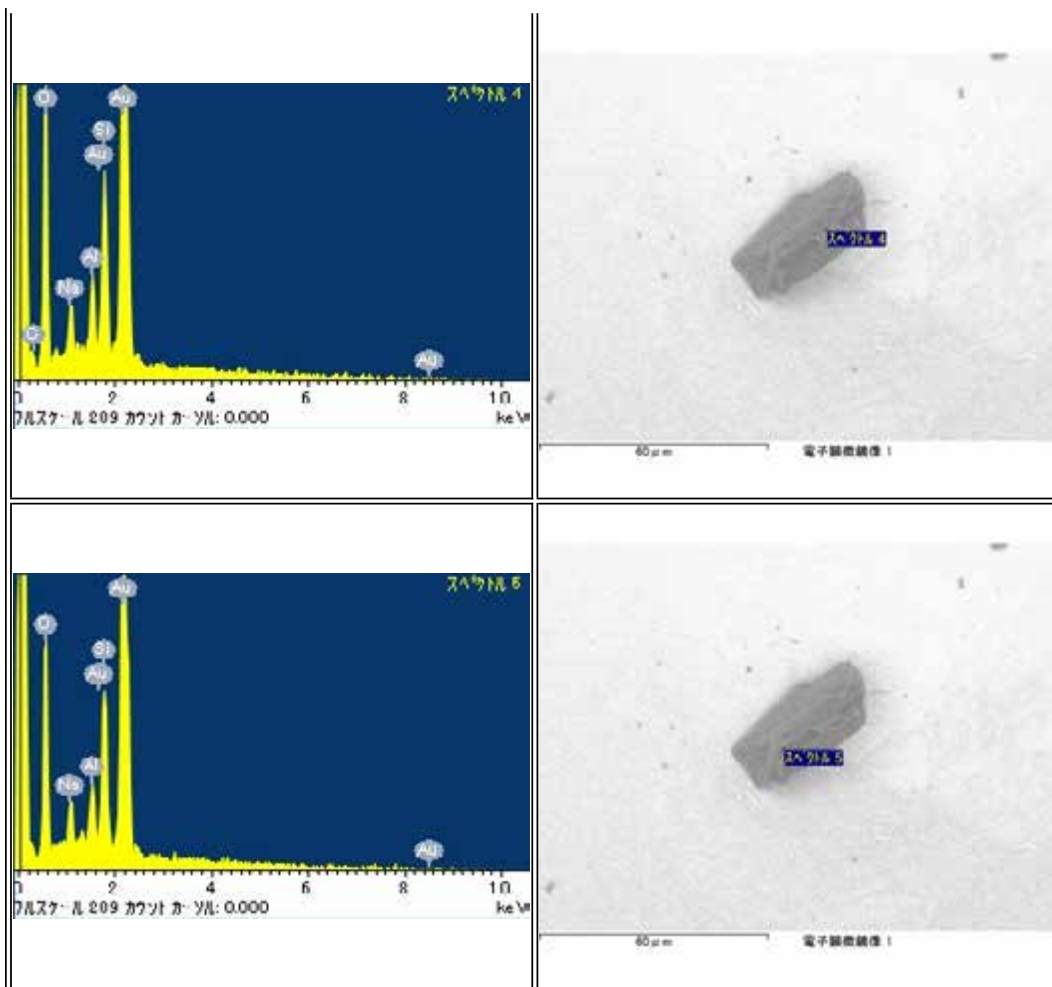
RB-QD04-0090

Parent	Status	Date	Size	Transfer	Category	Phase	InitialAnalysis	label	References	Comment
-	Curation SG11b0	120525	39µm	SG11b0	1	pl	SEM	CU1	-	-



RB-QD04-0091

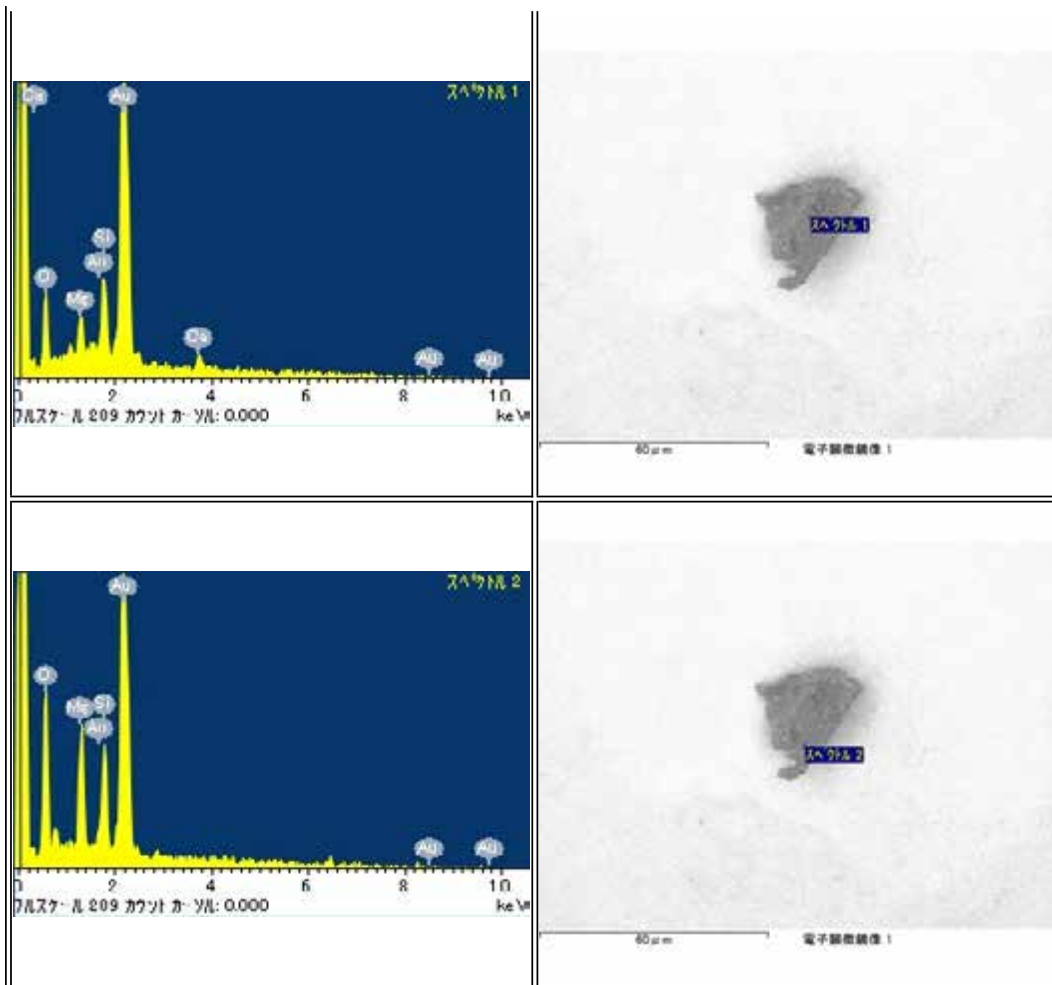
Parent	Status	Date	Size	Transfer	Category	Phase	InitialAnalysis	label	References	Comment
-	Curation SG11c1	120525	43µm	SG11c1	1	pLol	SEM	-	-	-

RB-QD04-0092

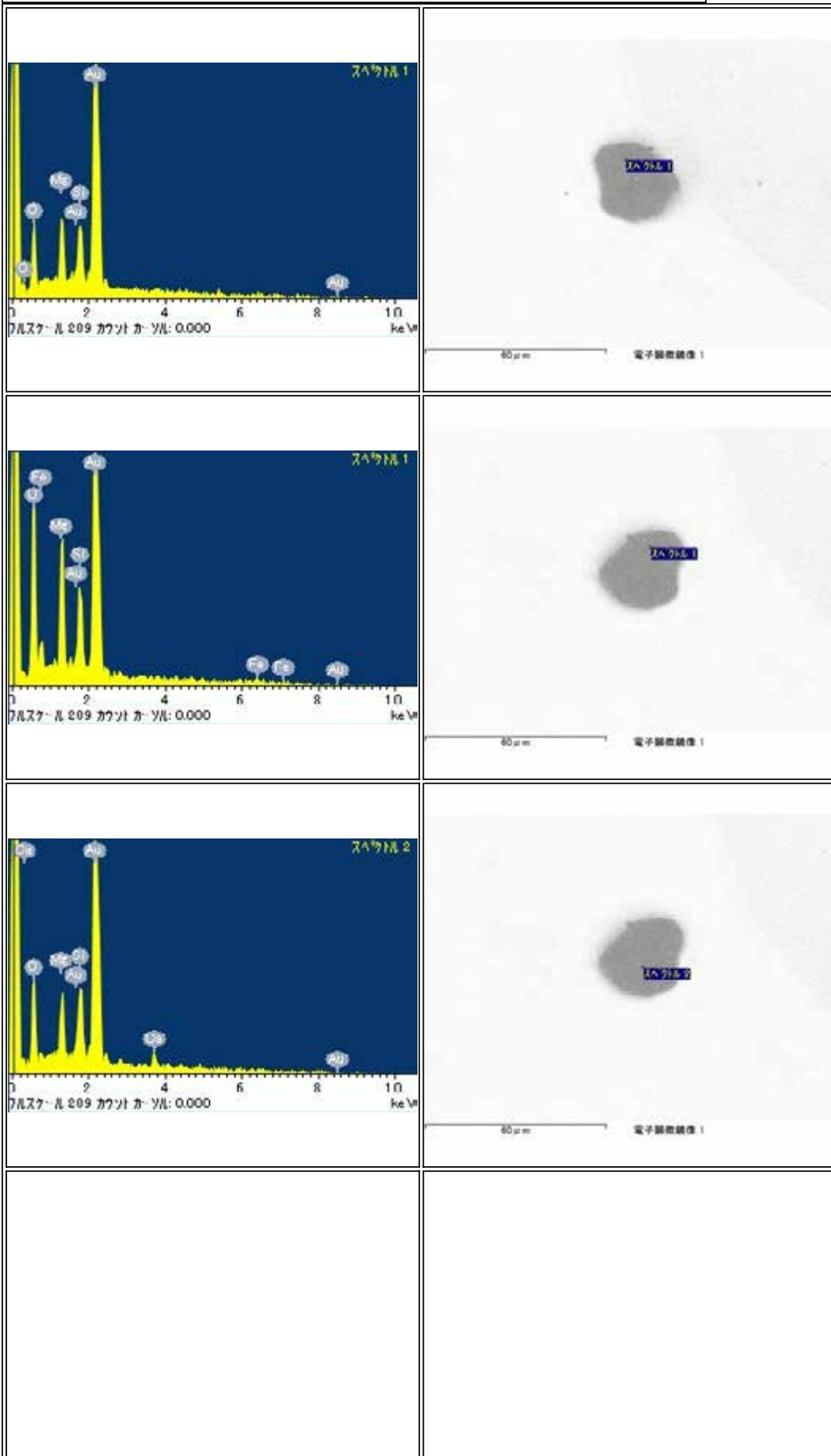
Parent	Status	Date	Size	Transfer	Category	Phase	InitialAnalysis	label	References	Comment
-	Curation SG11c3	120525	37μm	SG11c3	1	ol,lpx,hpx	SEM	-	-	-

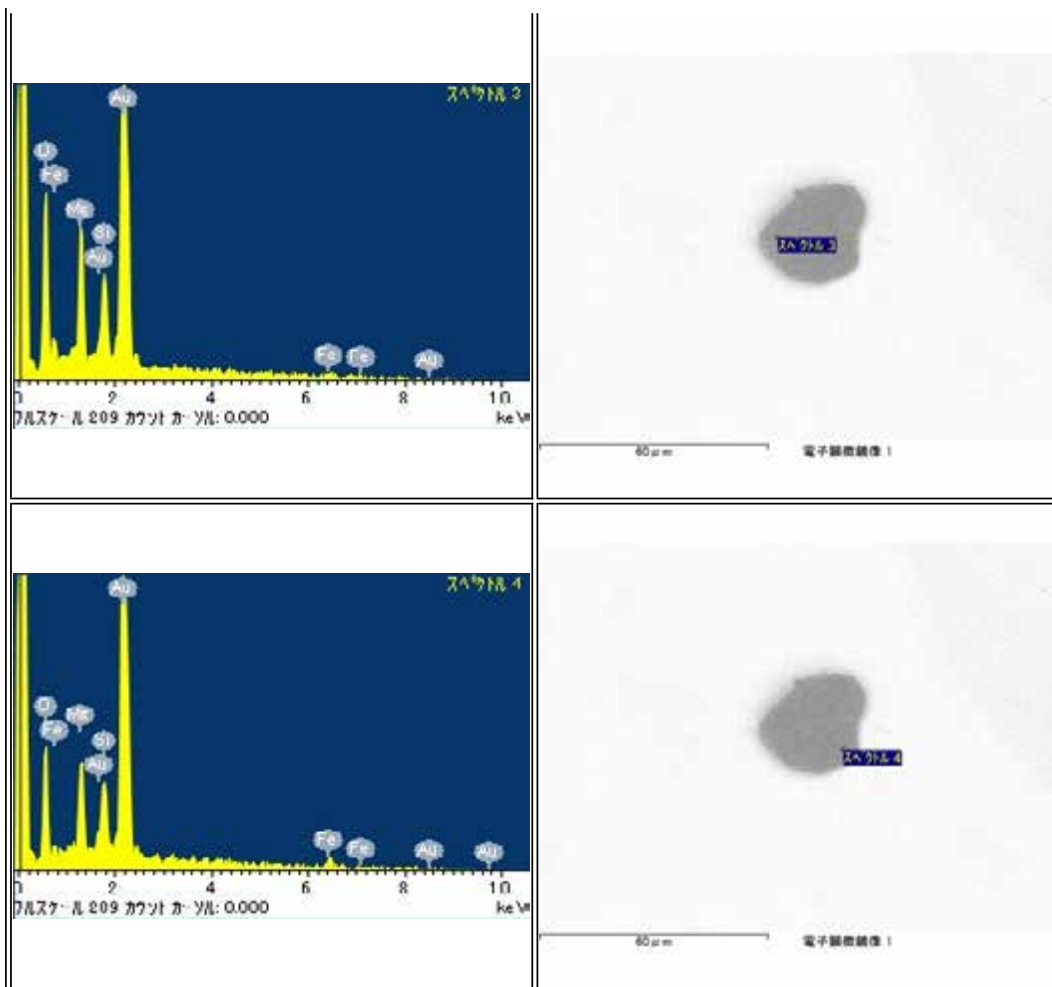


RB-QD04-0093

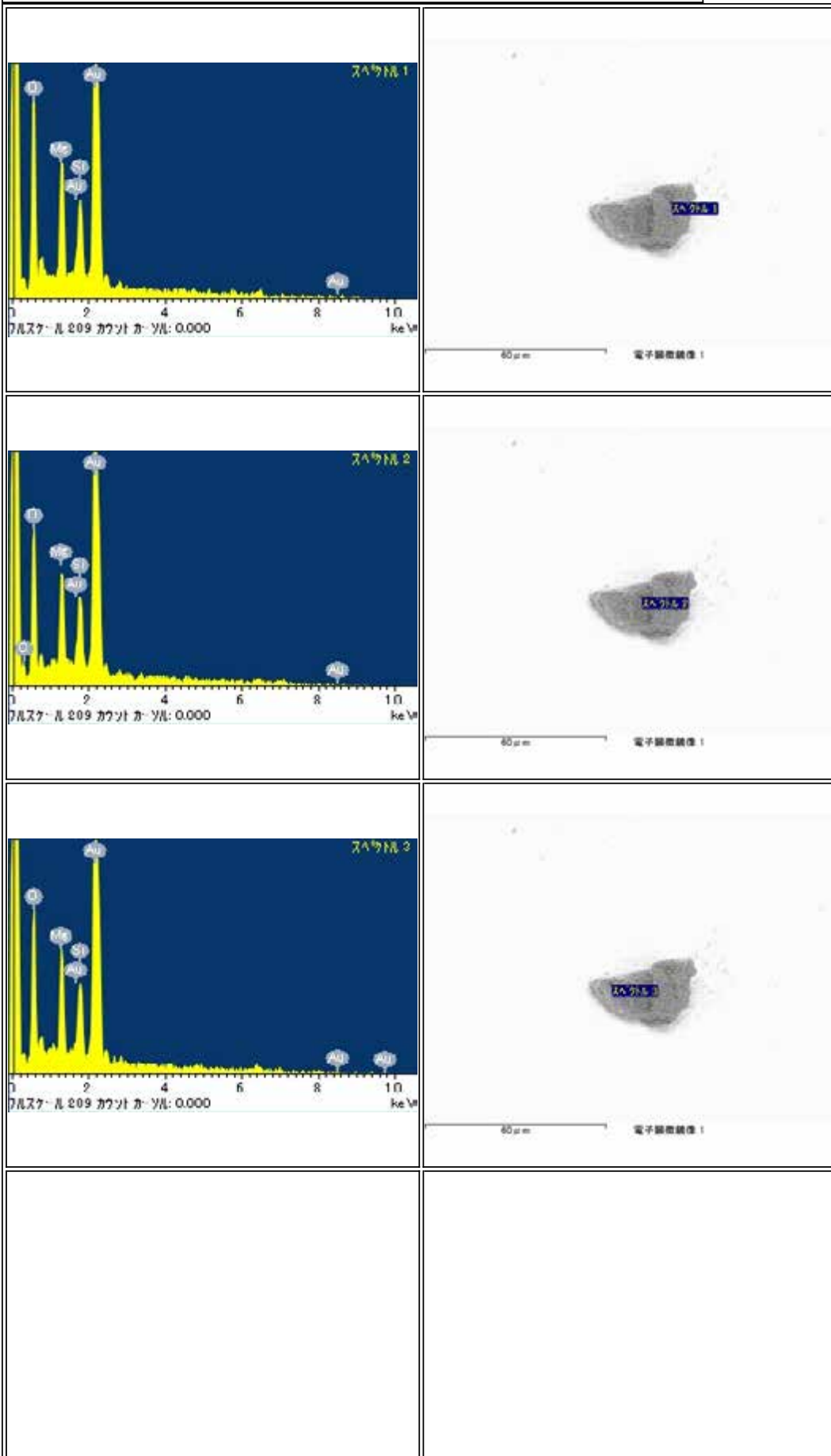
Parent	Status	Date	Size	Transfer	Category	Phase	InitialAnalysis	label	References	Comment
-	Curation SG11c4	120525	29μm	SG11c4	1	ol,hpx	SEM	-	-	-

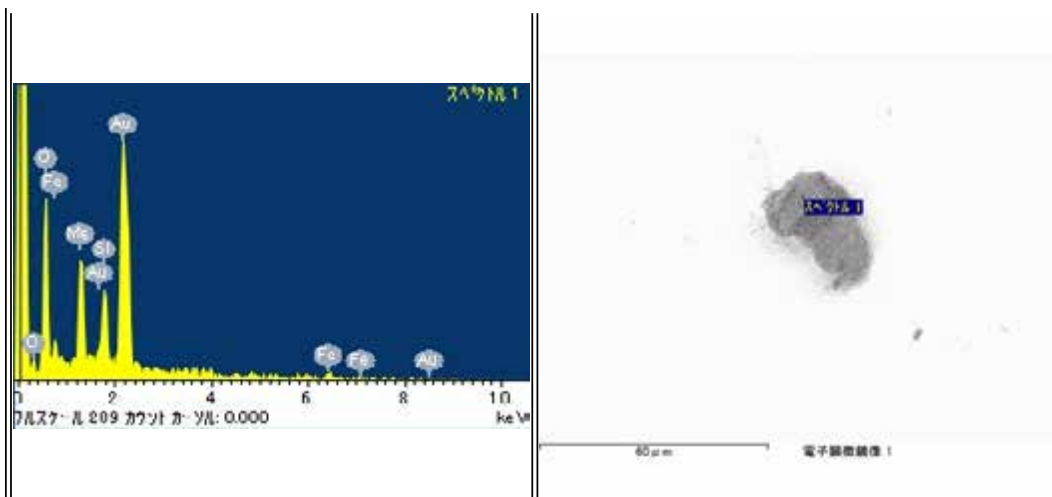




RB-QD04-0094

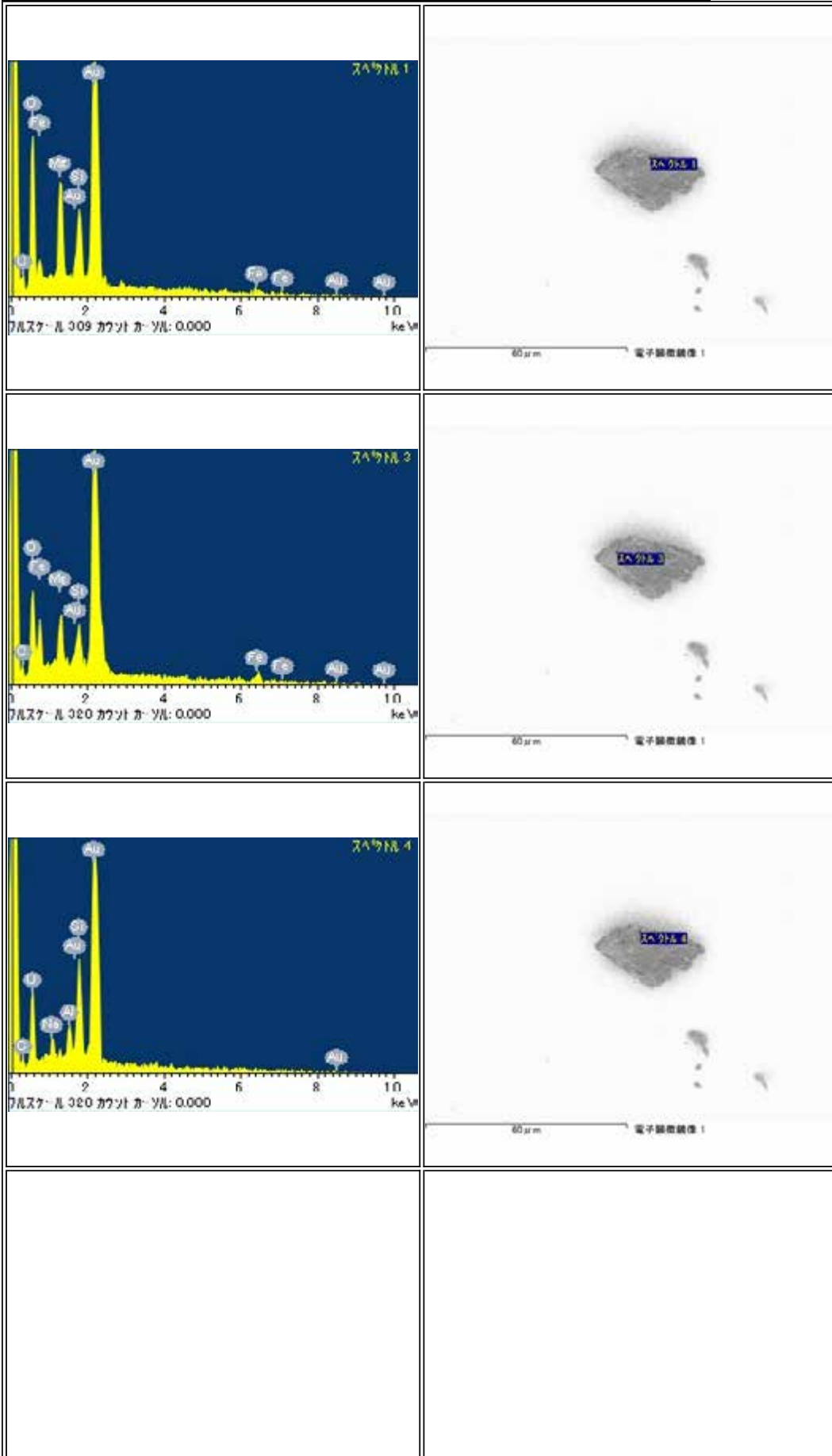
Parent	Status	Date	Size	Transfer	Category	Phase	InitialAnalysis	label	References	Comment
-	Curation SG11c2	120525	36μm	SG11c2	1	ol,Al	SEM	CU2	-	-

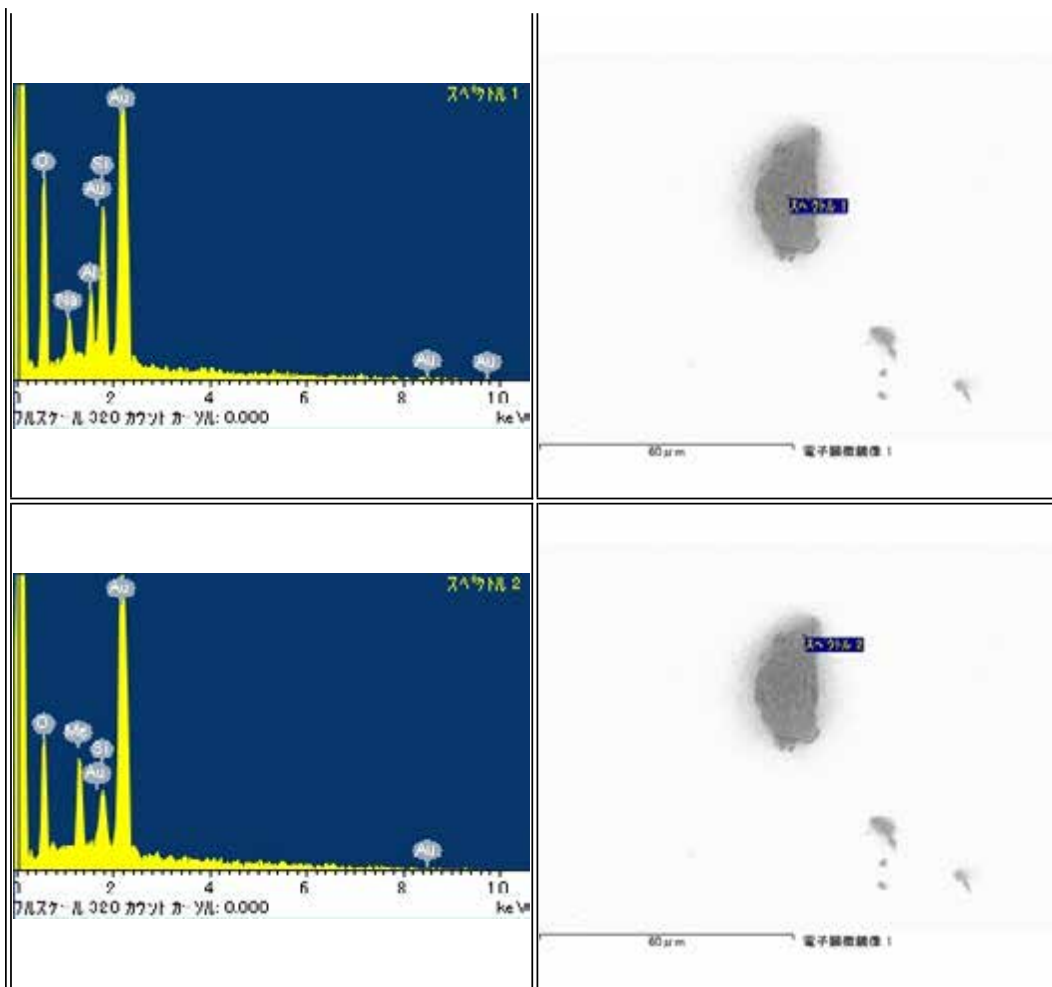




RB-QD04-0095

Parent	Status	Date	Size	Transfer	Category	Phase	InitialAnalysis	label	References	Comment
-	Curation SG11d2	120529	32μm	SG11d2	2	ol,pl,tr	SEM	CU1	-	-






RB-QD04-0096

Parent	Status	Date	Size	Transfer	Category	Phase	InitialAnalysis	label	References	Comment
-	Curation SG11d1	120529	36μm	SG11d1	1	ol	SEM	-	-	-

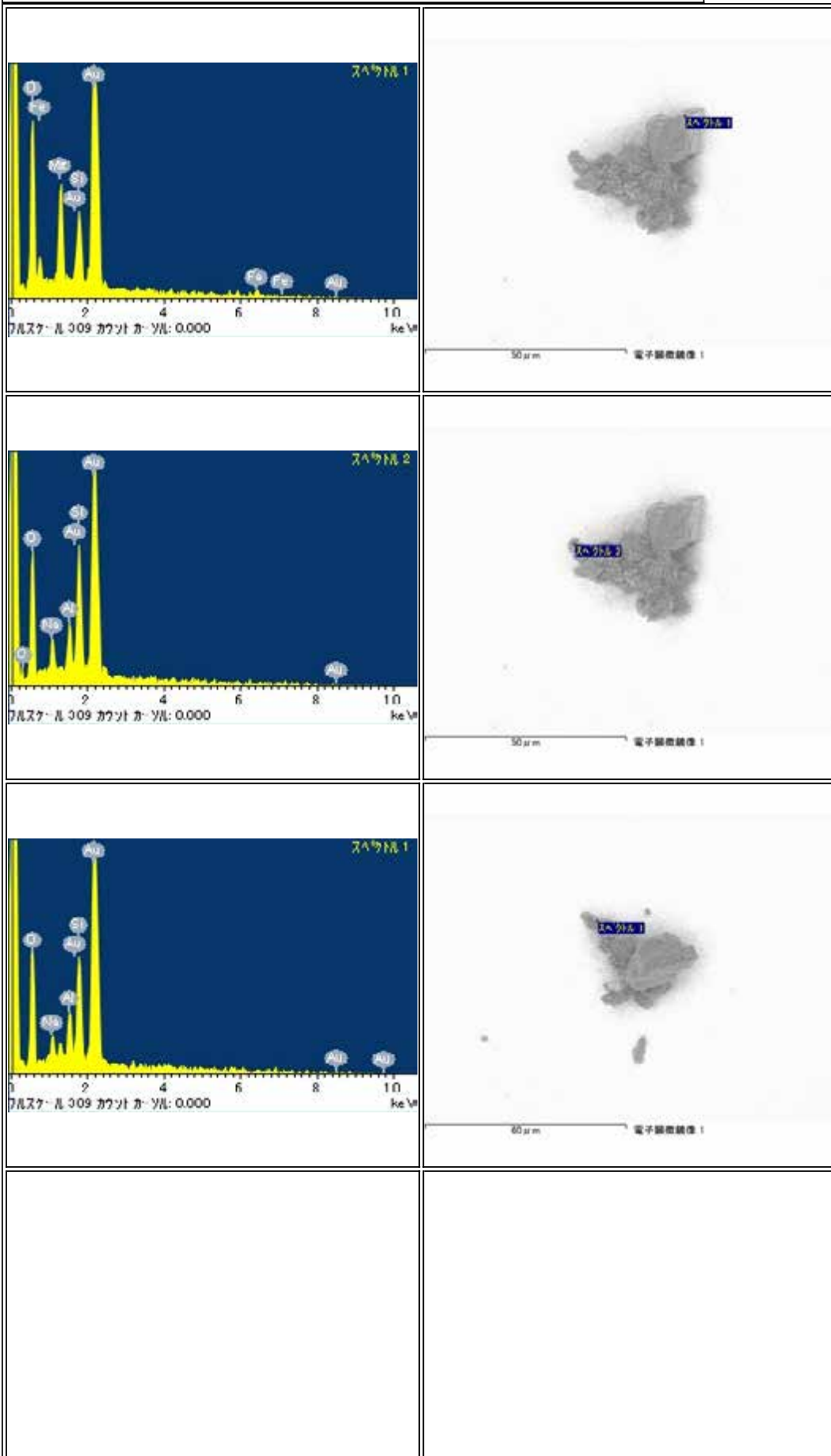
<p>EDS spectrum for sample RB-QD04-0096-1. The x-axis is energy in keV (0-10) and the y-axis is counts. Major peaks are labeled with elements: Si, Al, Fe, Mg, Ca, Ti, Mn, K, Rb, Sr, Zr, Nb, Mo, Ba, Pb, Bi, Th, U. The spectrum shows a complex pattern of peaks characteristic of a silicate mineral.</p>	<p>SEM image of sample RB-QD04-0096-1. A dark, irregularly shaped mineral grain is visible against a lighter background. A scale bar indicates 50 μm. The label 'RB-QD04-0096-1' is overlaid on the image.</p>
<p>EDS spectrum for sample RB-QD04-0096-2. The x-axis is energy in keV (0-10) and the y-axis is counts. Major peaks are labeled with elements: Si, Al, Fe, Mg, Ca, Ti, Mn, K, Rb, Sr, Zr, Nb, Mo, Ba, Pb, Bi, Th, U. The spectrum shows a complex pattern of peaks characteristic of a silicate mineral.</p>	<p>SEM image of sample RB-QD04-0096-2. A dark, irregularly shaped mineral grain is visible against a lighter background. A scale bar indicates 50 μm. The label 'RB-QD04-0096-2' is overlaid on the image.</p>
<p>EDS spectrum for sample RB-QD04-0096-3. The x-axis is energy in keV (0-10) and the y-axis is counts. Major peaks are labeled with elements: Si, Al, Fe, Mg, Ca, Ti, Mn, K, Rb, Sr, Zr, Nb, Mo, Ba, Pb, Bi, Th, U. The spectrum shows a complex pattern of peaks characteristic of a silicate mineral.</p>	<p>SEM image of sample RB-QD04-0096-3. A dark, irregularly shaped mineral grain is visible against a lighter background. A scale bar indicates 50 μm. The label 'RB-QD04-0096-3' is overlaid on the image.</p>
<p>Blank area for additional analysis data.</p>	<p>Blank area for additional SEM images.</p>

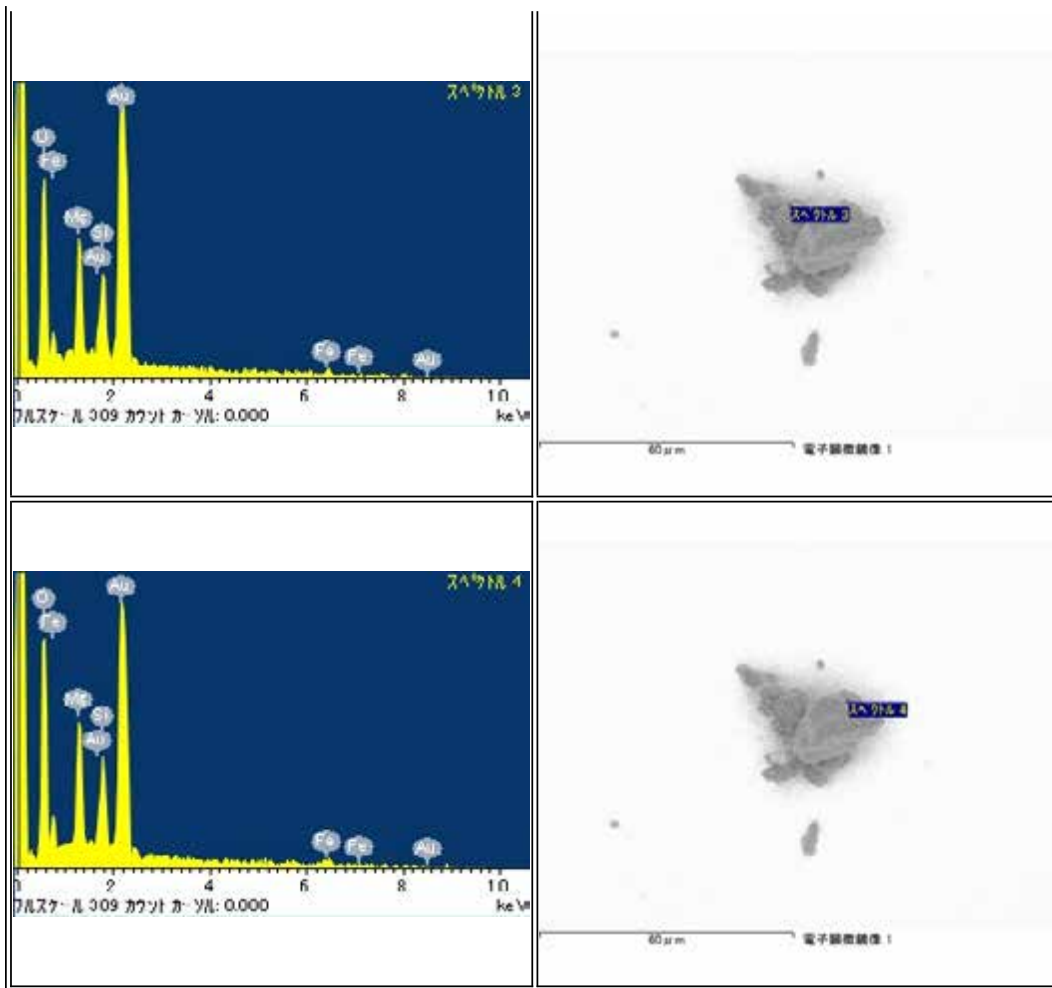




RB-QD04-0097

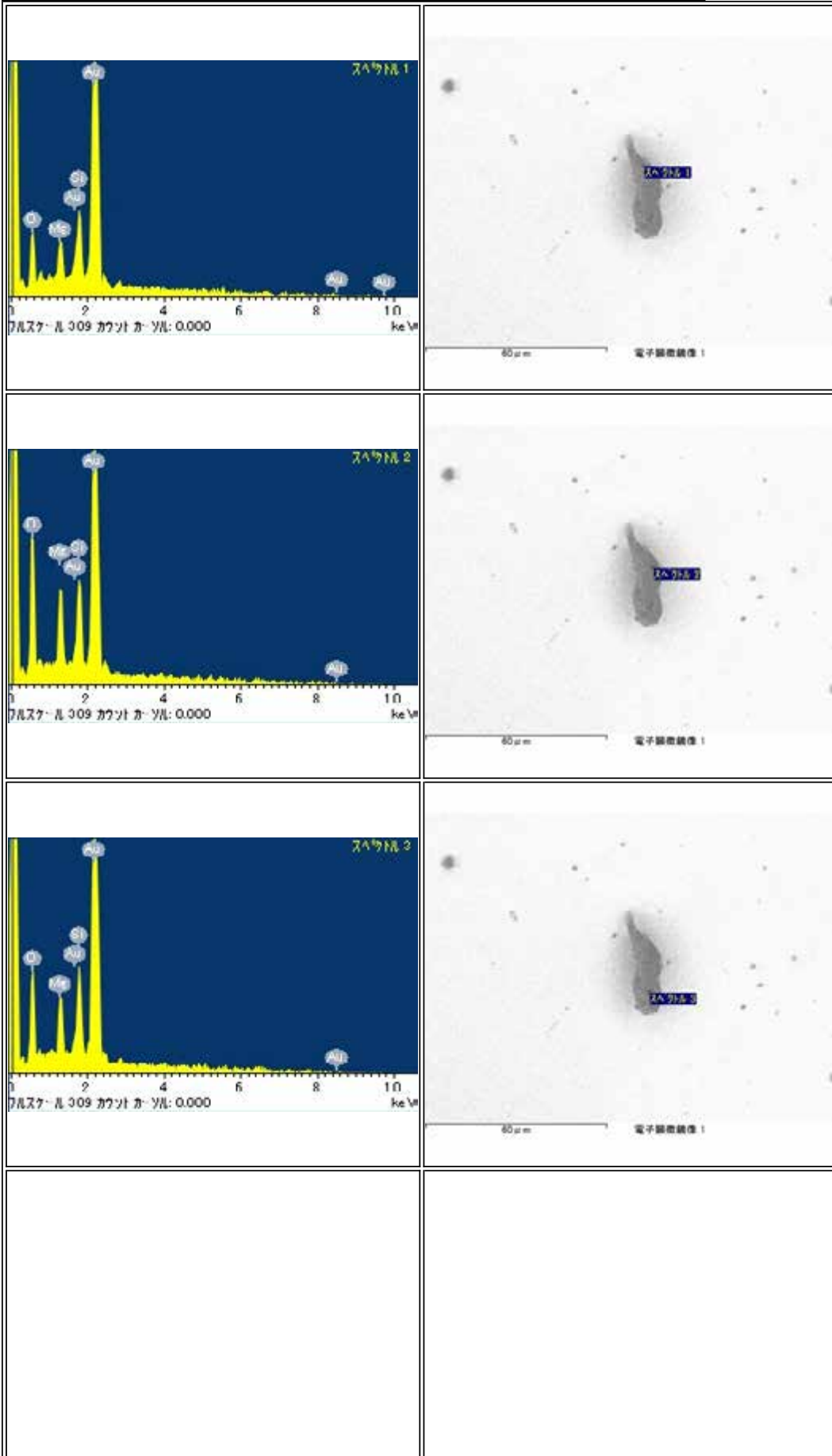
Parent	Status	Date	Size	Transfer	Category	Phase	InitialAnalysis	label	References	Comment
-	Curation SG11d0	120529	38μm	SG11d0	1	ol,pl	SEM	-	-	-






RB-QD04-0099


Parent	Status	Date	Size	Transfer	Category	Phase	InitialAnalysis	label	References	Comment
-	Curation SG11d3	120529	37μm	SG11d3	1	lpx	SEM	-	-	-





RB-QD04-0100


Parent	Status	Date	Size	Transfer	Category	Phase	InitialAnalysis	label	References	Comment
-	Curation SG11d4	120529	54μm	SG11d4	1	lpx	SEM	-	-	-

RB-QD04-0101


Parent	Status	Date	Size	Transfer	Category	Phase	InitialAnalysis	label	References	Comment
-	Curation SG11d5	120529	64μm	SG11d5	1	pl	SEM	CO	-	-



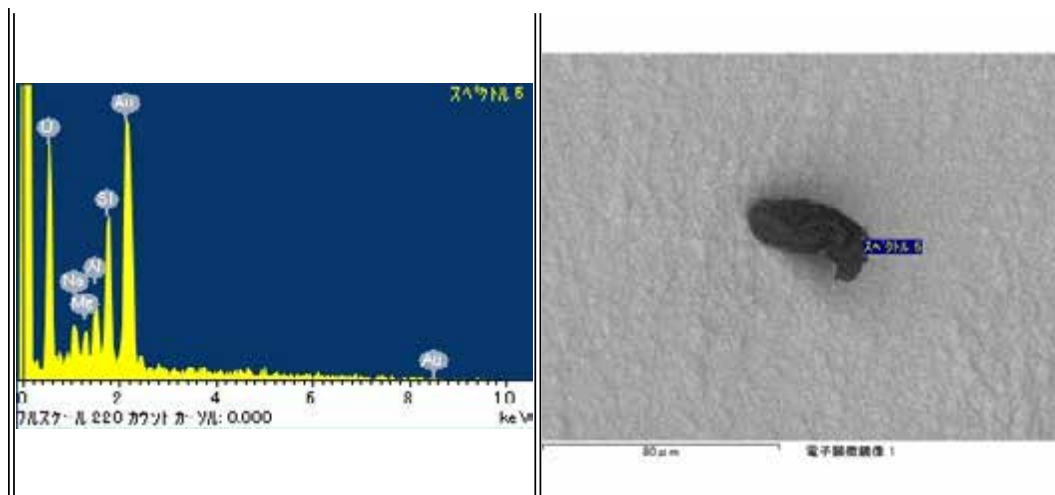
RB-QD04-0102

Parent	Status	Date	Size	Transfer	Category	Phase	InitialAnalysis	label	References	Comment
-	Curation SG11e5	120601	28μm	SG11e5	1	ol,pl,lp	SEM	-	-	-



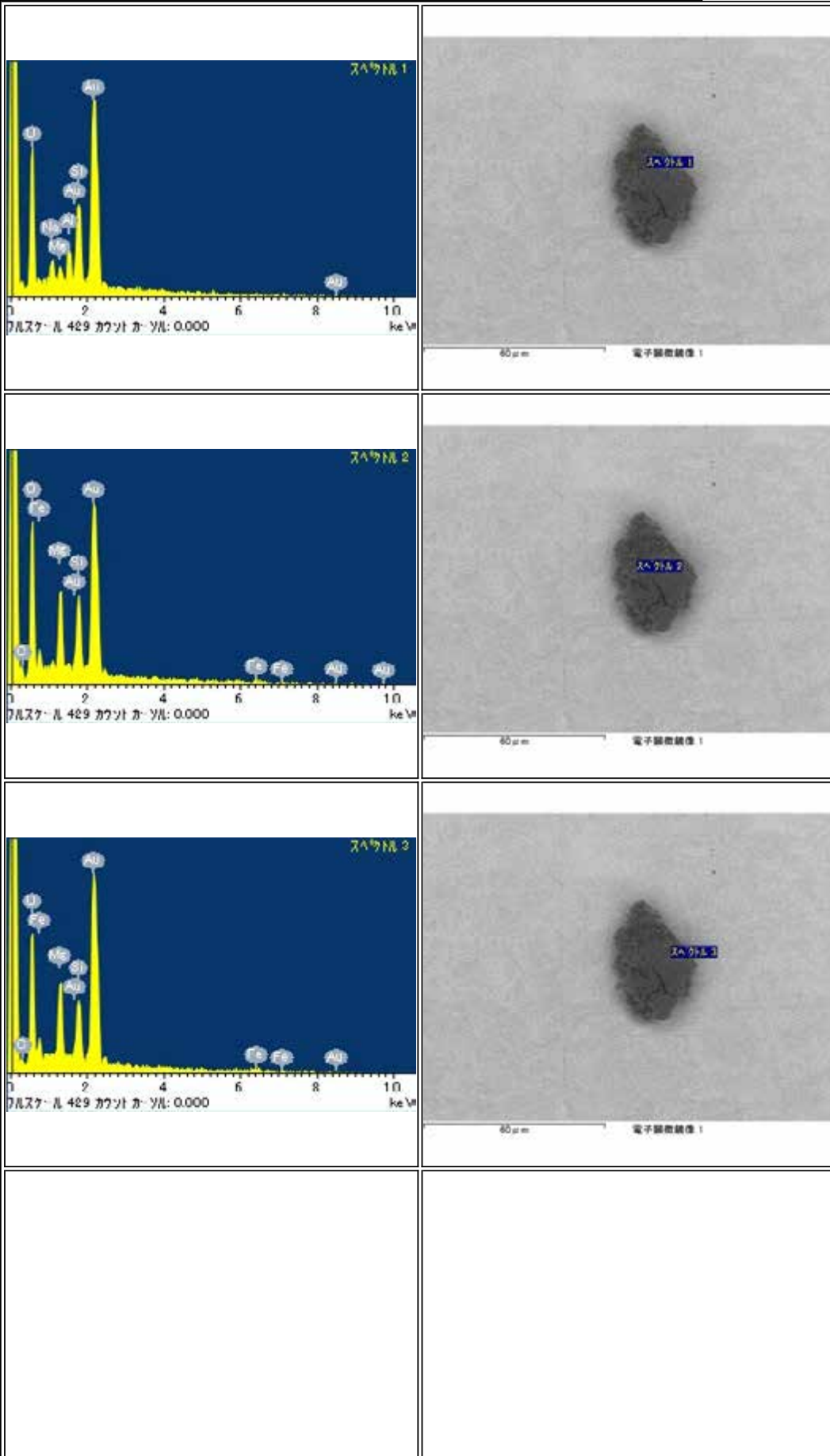
RB-QD04-0103

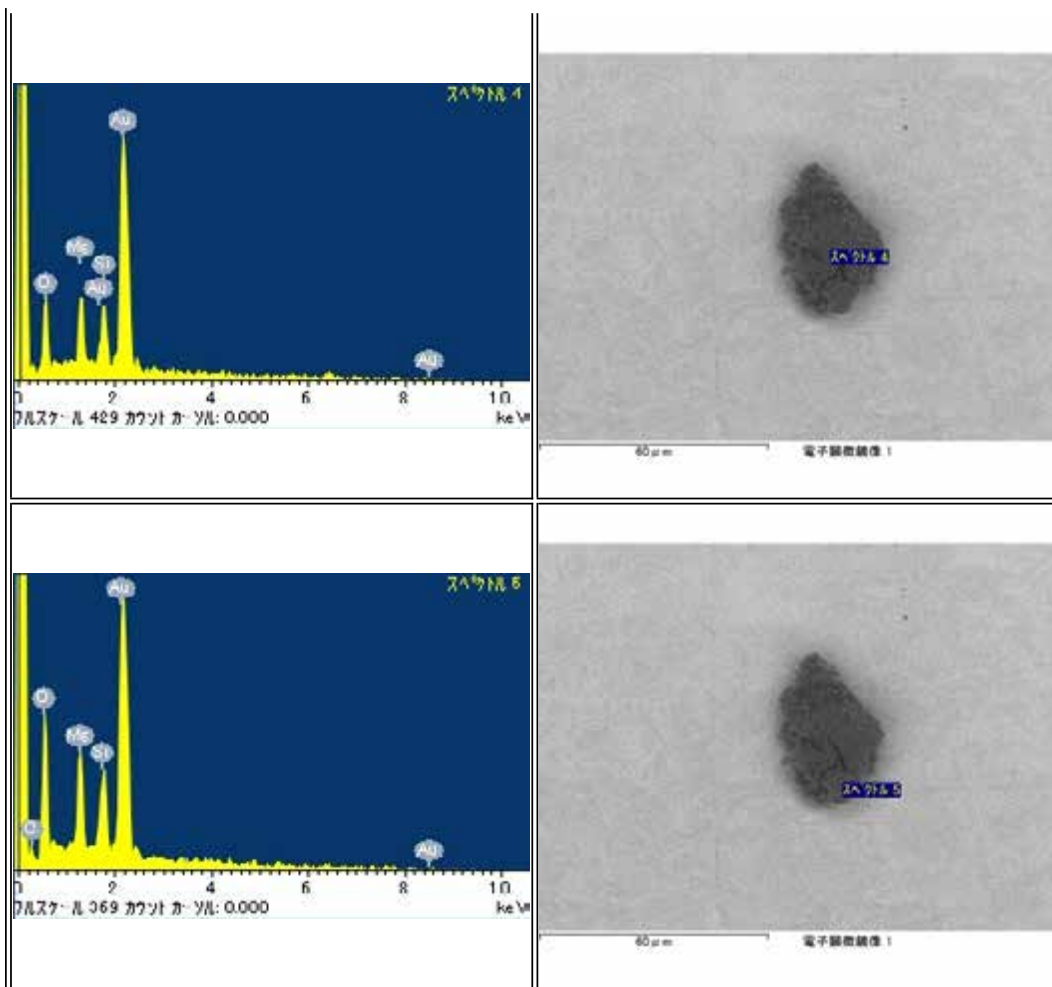
Parent	Status	Date	Size	Transfer	Category	Phase	InitialAnalysis	label	References	Comment
-	Curation SG11e4	120601	47µm	SG11e4	1	pLol	SEM	CU1	-	-

RB-QD04-0104

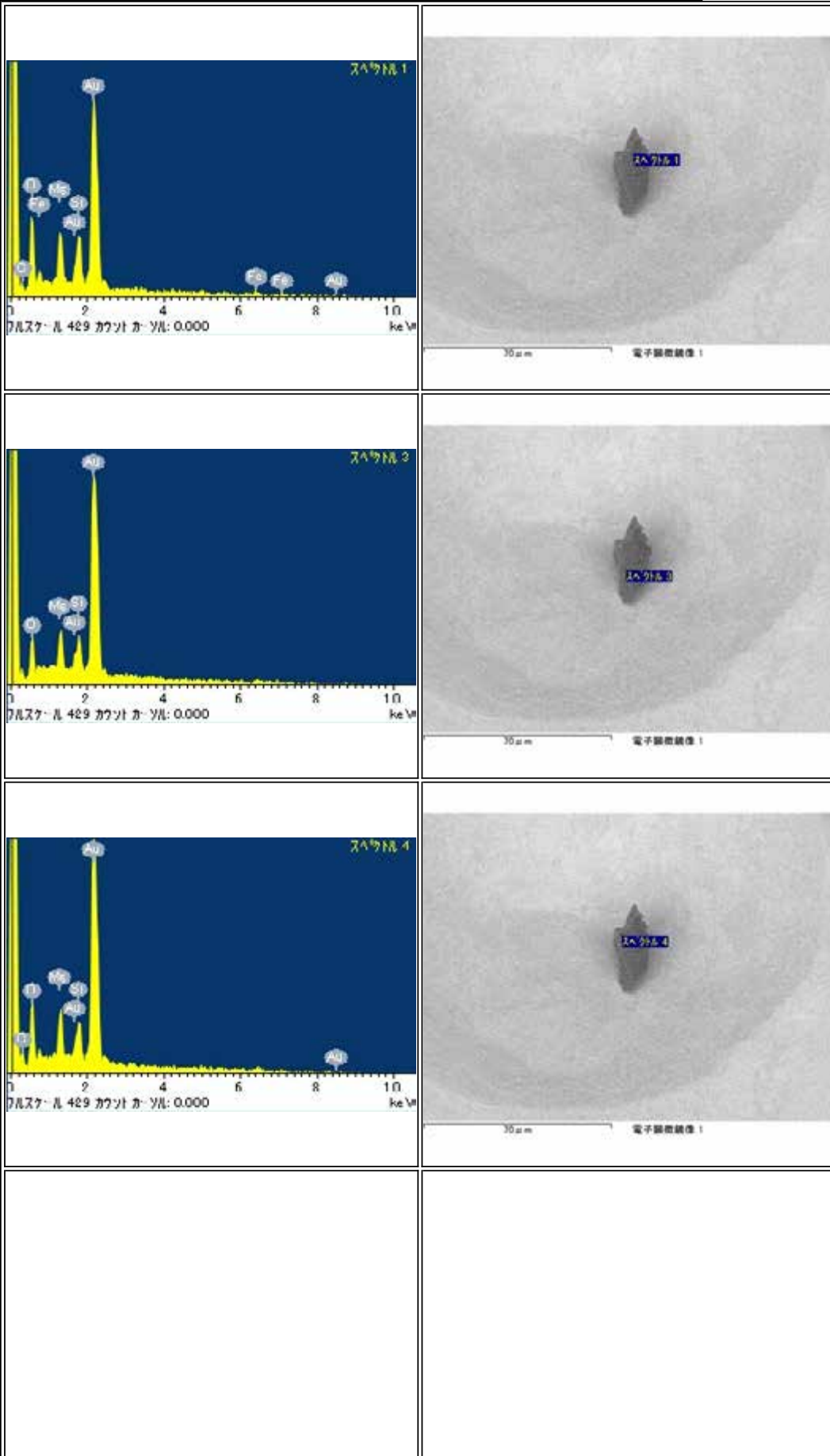
Parent	Status	Date	Size	Transfer	Category	Phase	InitialAnalysis	label	References	Comment
-	Curation SG11e1	120601	42µm	SG11e1	1	ol,pl	SEM	-	-	-

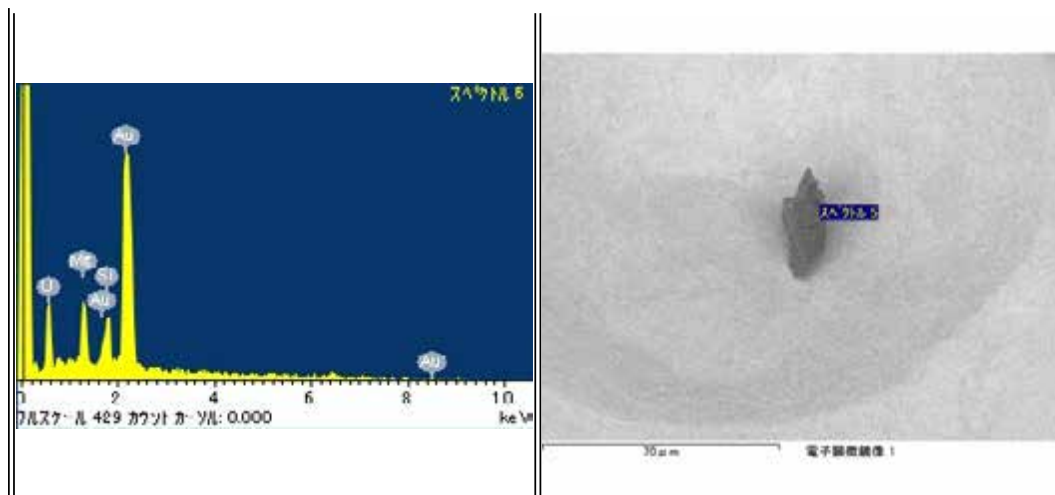




RB-QD04-0105

Parent	Status	Date	Size	Transfer	Category	Phase	InitialAnalysis	label	References	Comment
-	Curation SG11e2	120601	33µm	SG11e2	1	ol	SEM	-	-	-

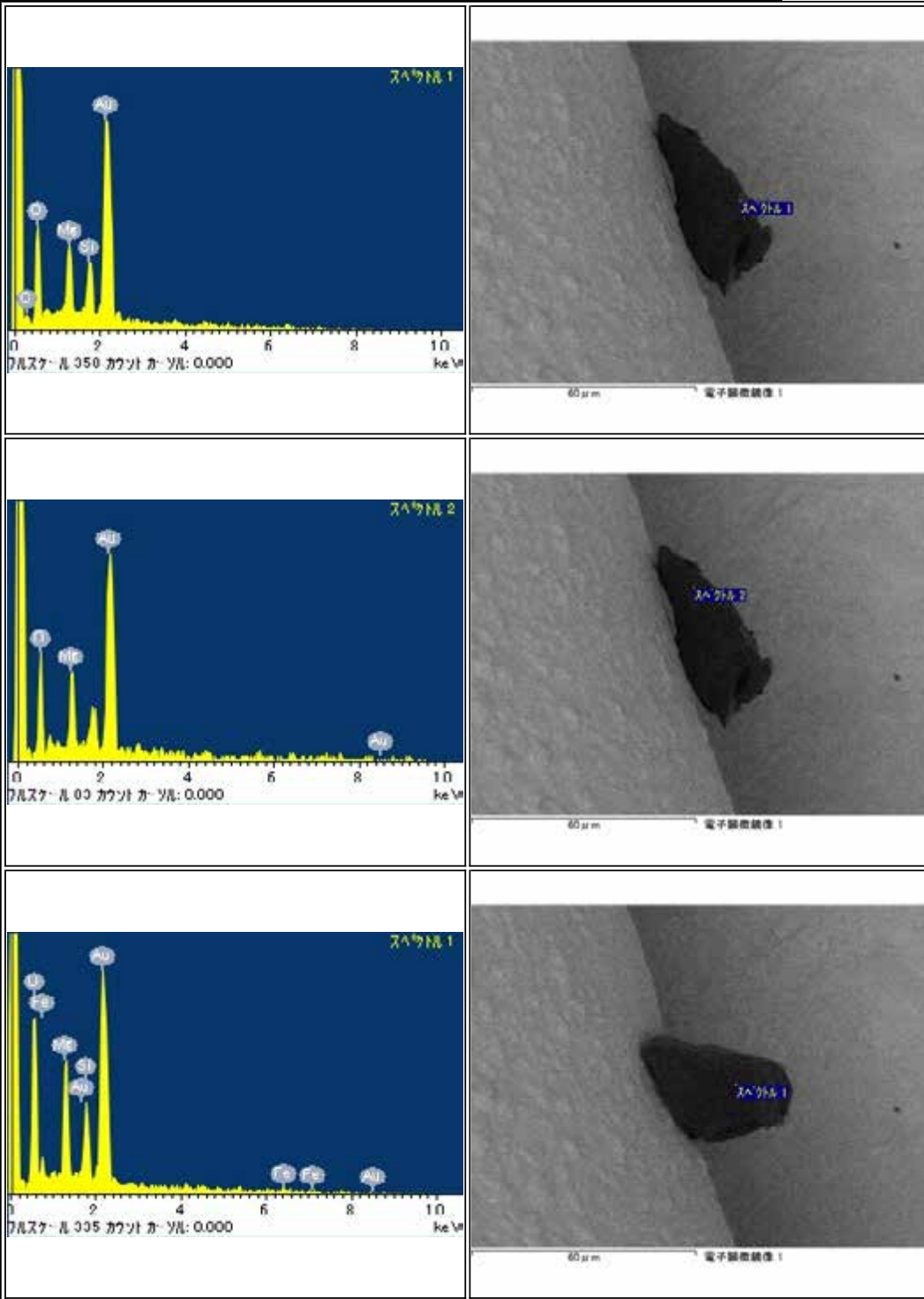






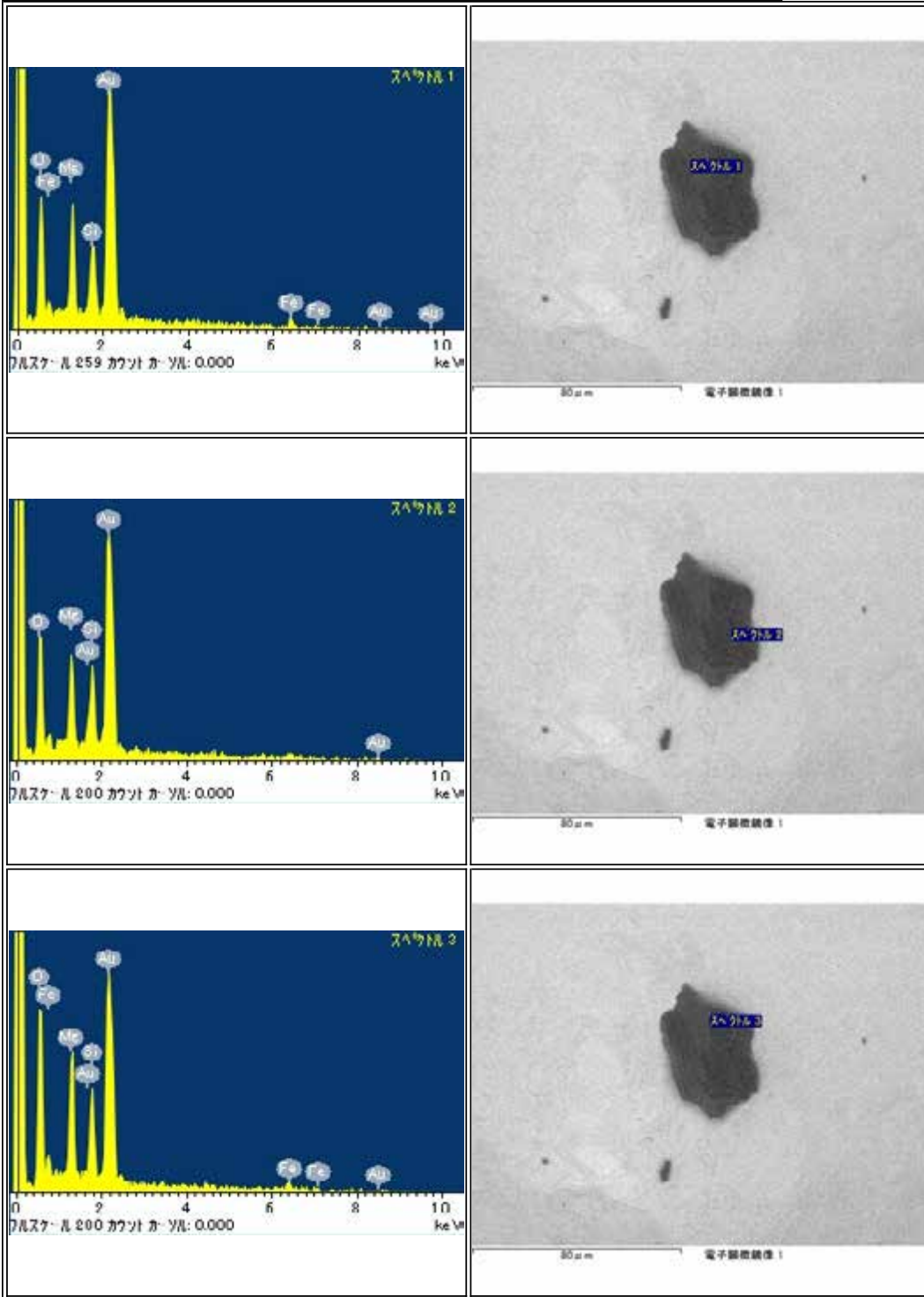
RB-QD04-0107

Parent	Status	Date	Size	Transfer	Category	Phase	InitialAnalysis	label	References	Comment
-	Curation SG11e3	120601	57µm	SG11e3	1	ol	SEM	-	-	-



RB-QD04-0108

Parent	Status	Date	Size	Transfer	Category	Phase	InitialAnalysis	label	References	Comment
-	Curation SG11e0	120601	54μm	SG11e0	1	ol,lpX	SEM	-	-	-



Sample-Data List

56 samples [EDS Library](#) [Print All EDS](#)

Parent	Status	Category
ID of the parent body before the breakup or division.	SG??xx: name of the slide glass sample holder (??) and address on the slide glass (xx) at curation facility (available) N2-SP?: name of the N2 desiccator storage at curation facility (available) DSL:G: dimple slide glass PS : polished section PB : potted butt of TEM mold UTS : Ultra thin section UM : Ultramicrotome FIB : Focused Ion Beam CONSUMED: consumed during initial analysis (not available) BROKEN: broken into several pieces unexpectedly (not available) DIVIDED: sliced or divided in initial analysis (not available) RENUMBERED: renumbered to another number (not available) (Others) provided to the initial analysis (currently not available)	1. particles showing only ferromagnesian silicate compositions 2. particles showing ferromagnesian silicate and other mineral such as metals, sulfides and oxides etc. 3. particles showing mainly carbon (not available) 4. particles possible artificial material compositions such as Al, quartz glass, stainless steel and etc. (not available)
Phase	Initial Analysis	label
Determined by SEM at Curation facility or determined by initial analysis (with [ ] ).  Abbreviations of: olivine, lpx: low calcium pyroxene, hpx: high calcium pyroxene, pl: plagioclase, fld: feldspar, tr:troilite, ta: taenite, kam: kamacite, chm: chromite, cal: calcite, ap: apatite	Mitsuru Ebihara : INAA Fumio Kitajima : Raman,FT-IR,PEEM Hiroshi Narasaka : HPLC,TOF-SIMS Tomoki Nakamura :XRD,FE-SEM,FE-EPMA Takaaki Noguchi :TEM Keisuke Nagao : Noble-gas MS Akira Tsuchiyama : CT Hisayoshi Yurimoto : SIMS	IA : provided to Initial Analysis AO : provided to International AO NASA : provided to NASA AO PROTECT-S : not available because of size ( smaller equal 10 μm) PROTECT-B : not available because of size ( larger equal 100 μm)

Sample name	Parent	Status	Date	Size	Transfer	Category	Phase	InitialAnalysis	label	References	Comment	Dir list	toAu	SEM\$	toSG	toCF	returnSamplecheck	
<a href="#">edit</a> <a href="#">Extra-0012</a>	-	Curation SG05a1	110512	58μm	SG05a1	3	CO	SEM	EXTRA	-	-	20110510(Au05SEM) 20110512(Au05toSG05)	-	2011.05.10	2011.05.12	-	-	
<a href="#">edit</a> <a href="#">Extra-0040</a>	-	Curation SG05c3	120831	36μm	BCV	3	-	SEM	EXTRA	-	-	20120830(toSG16) 20120831(Au10_SEM) 20120831(toSG16)	-	2012.08.31	2012.08.30	20120831	-	
<a href="#">edit</a> <a href="#">Extra-0041</a>	-	Curation SG05e0	120906	21μm	BCV	3	CF	SEM	EXTRA	-	-	20120830(toSG16) 20120831(Au10_SEM) 20120906(Au10toSG05)	-	2012.08.31	2012.08.30	20120906	-	
<a href="#">edit</a> <a href="#">RA-0D02-0008</a>	-	Curation N2-SP3, pressed on indium plate	120126	50μm	-	3	CO,CNO,Al	No data	IA,NI	-	unidentifiable	20101203(OD02toCuHolder_toAu) 20101207(SEM) 20101222(CuHoldertoSG04) 20110106(SG04toSG01) 20111109(SG01_03,05toPhi28No1_2) 20120501(returnSamplecheck)	2010.12.03	2010.12.07	2010.12.22	20110106	-	2012.05.01
<a href="#">edit</a> <a href="#">RA-0D02-0012</a>	-	Curation SG01h1	110106	100μm	Curation	3	CO,tr	-	-	-	-	20101204(OD02toCuHolder_toAu) 20101207(SEM) 20101210(CuHoldertoSG04) 20110106(SG04toSG01)	2010.12.04	2010.12.07	2010.12.10	20110106	-	
<a href="#">edit</a> <a href="#">RA-0D02-0018</a>	-	Curation SG01h2	110106	50μm	-	3	CO,Cl,Al,Mg,Si	-	-	-	-	20101206(OD02toCuHolder_toAu) 20101206(SEM) 20101210(CuHoldertoSG04) 20110106(SG04toSG01)	2010.12.05	2010.12.06	2010.12.10	20110106	-	
<a href="#">edit</a> <a href="#">RA-0D02-0032</a>	-	Curation SG01h3	120117	60μm	Curation	3	lpx,CO	-	-	-	-	20101217(OD02toCuHolder_toAu) 20101220(SEM) 20101222(CuHoldertoSG04) 20110106(SG04toSG01)	2010.12.17	2010.12.20	2010.12.22	20110106	-	
<a href="#">edit</a> <a href="#">RA-0D02-0040-01</a>	-	Curation SG01h5	110106	30μm	Curation	3	CO,lpx	-	-	-	separated	20101226(SEM) 20101227(CuHoldertoSG04) 20110106(SG04toSG01)	-	2010.12.26	2010.12.27	20110106	-	
<a href="#">edit</a> <a href="#">RA-0D02-0078</a>	-	Curation SG05c1	120606	100μm	SG05c1	3	CO,Cl,CFO,Mg	SEM	-	-	-	20110215(OD02toSG03) 20111212(SG03map) 20120302(Au10_SEM) 20120302(SG03toAu10) 20120309(Au10toSG05)	2012.03.02	2012.03.02	2011.02.15	20120309	-	
<a href="#">edit</a> <a href="#">RA-0D02-0091</a>	-	Curation SG05c0	120131	30μm	SG03d0,SG05c0	3	CO,Si,Cl	SEM	-	-	moved from SG03d0	20110216(OD02toSG03) 20111212(SG03map) 20120130(SG03toAu10) 20120131(Au10toSG130705)	2012.01.30	2012.01.30	2011.02.16	20120131	-	
<a href="#">edit</a> <a href="#">RA-0D02-0120</a>	-	Curation N2-SP3, particle on Au-coated SlideGlass	120608	26μm	E009	3	CO,FeCr	SEM	-	-	-	20110425(OD02toAu03) 20110426(Au03SEM) 20110428(Au03toSG03) 20111109(SG01_03,05toPhi28No1_2) 20111109(728ノヤールNo1optcmicroscope) 20111111(三輪岩砕粒子移動) 20120608(Misasa_returnSamplecheck)	2011.04.25	2011.04.26	2011.04.28	-	2012.06.08	
<a href="#">edit</a> <a href="#">RA-0D02-0134</a>	-	Curation SG03f8	120515	21μm	SG03f8	3	KCl	SEM	-	-	-	20110512(OD02toAu05) 20110516(Au05SEM) 20110517(Au05toSG03) 20111212(SG03map)	2011.05.12	2011.05.16	2011.05.17	-	-	
<a href="#">edit</a> <a href="#">RA-0D02-0180</a>	-	Curation SG05b8	120106	55μm	SG05b8	3	CO,KCl,NaCl	SEM	-	-	-	20110929(OD02toAu05) 20110930(Au05SEM) 20111003(Au05SEM) 20111004(Au05toSG05-09)	2011.09.29	2011.09.30	2011.10.04	-	-	
<a href="#">edit</a> <a href="#">RA-0D02-0181</a>	-	Curation SG05b6	120106	55μm	SG05b6	3	CNO,NaCl,KCl	SEM	-	-	-	20110929(OD02toAu05) 20110930(Au05SEM) 20111003(Au05SEM) 20111004(Au05toSG05-09)	2011.09.29	2011.09.30	2011.10.03	-	-	
<a href="#">edit</a> <a href="#">RA-0D02-0182</a>	-	Curation SG05b7	120106	46μm	SG05b7	3	CNO,NaCl,KCl	SEM	-	-	-	20110929(OD02toAu05) 20110930(Au05SEM) 20111003(Au05SEM) 20111004(Au05toSG05-09)	2011.09.29	2011.09.30	2011.10.04	-	-	
<a href="#">edit</a> <a href="#">RA-0D02-0183</a>	-	Curation SG05b4	120106	38μm	SG05b4	3	CNO,KCl,NaCl	SEM	-	-	-	20110929(OD02toAu05) 20110930(Au05SEM) 20110930(Au05toSG05)	2011.09.29	2011.09.30	2011.09.30	-	-	
<a href="#">edit</a> <a href="#">RA-0D02-0190</a>	-	Curation SG05c9	120106	58μm	SG05c9	3	CNO	SEM	-	-	-	20111005(OD02toAu05) 20111006(Au05SEM) 20111007(Au05SEM) 20111011(Au05toSG05)	2011.10.05	2011.10.06	2011.10.07	-	-	
<a href="#">edit</a> <a href="#">RA-0D02-0222</a>	-	Curation SG05b9	120106	121μm	SG05b9	3	(C,O),lpx	SEM	-	-	-	20111031(OD02toAu05) 20111102(Au05SEM) 20111202(Au05toSG05)	2011.10.31	2011.11.02	2011.12.02	-	-	
<a href="#">edit</a> <a href="#">RB-CV-0005</a>	-	Curation SG05c6	120106	37μm	SG05c6	3	C,NaCl	SEM	-	-	-	20121004(RBcoverttoAu11) 20121009(Au11_SEM) 20121016(toSG05)	2012.10.04	2012.10.09	2012.10.16	-	-	
<a href="#">edit</a> <a href="#">RB-CV-0006</a>	-	Curation SG05c7	120106	27.9μm	SG05c7	3	(C,N,O),C	SEM	-	-	-	20121004(RBcoverttoAu11) 20121009(Au11_SEM) 20121016(toSG05)	2012.10.04	2012.10.09	2012.10.16	-	-	
<a href="#">edit</a> <a href="#">RB-CV-0007</a>	-	Curation SG05c8	120106	43.1μm	SG05c8	3	(C,N,O)	SEM	-	-	-	20121004(RBcoverttoAu11) 20121009(Au11_SEM) 20121016(toSG05)	2012.10.04	2012.10.09	2012.10.16	-	-	
<a href="#">edit</a> <a href="#">RB-CV-0008</a>	-	Curation SG05c9	120106	56.1μm	SG05c9	3	(C,N,O)	SEM	-	-	-	20121004(RBcoverttoAu11) 20121009(Au11_SEM) 20121016(toSG05)	2012.10.04	2012.10.09	2012.10.16	-	-	
<a href="#">edit</a> <a href="#">RB-CV-0012</a>	-	Curation SG05d1	120106	73.2μm	SG05d1	3	(C,O),(C,N,O)	SEM	-	-	-	20121004(RBcoverttoAu11) 20121010(Au11_SEM) 20121016(toSG05)	2012.10.04	2012.10.10	2012.10.16	-	-	
<a href="#">edit</a> <a href="#">RB-CV-0017</a>	-	Curation SG05d2	120106	51.7μm	SG05d2	3	(C,N,O),(C,O)	SEM	-	-	-	20121005(RBcoverttoAu11) 20121010(Au11_SEM) 20121016(toSG05)	2012.10.05	2012.10.10	2012.10.16	-	-	
<a href="#">edit</a> <a href="#">RB-CV-0019</a>	-	Curation SG05d4	120106	32.6μm	SG05d4	3	C,(C,N,O)	SEM	-	-	-	20121005(RBcoverttoAu11) 20121010(Au11_SEM) 20121016(toSG05)	2012.10.05	2012.10.10	2012.10.16	-	-	
<a href="#">edit</a> <a href="#">RB-CV-0020</a>	-	Curation SG05d9	120106	68.6μm	SG05d9	3	(C,O)	SEM	-	-	-	20121005(RBcoverttoAu11) 20121010(Au11_SEM) 20121107(toSG05)	2012.10.05	2012.10.10	2012.11.07	-	-	
<a href="#">edit</a> <a href="#">RB-CV-0021</a>	-	Curation SG05h6	120106	49.3μm	SG05h6	3	CO	SEM	-	-	-	20121005(RBcoverttoAu11) 20121010(Au11_SEM) 20121016(toSG05)	2012.10.05	2012.10.10	2012.10.16	-	-	

edit	RB-CV-0027	-	Curation SG05d5	121107	59µm	SG05d5	3	(C,N,O)	SEM	-	-	-	20121018(RBCVtoAu11) 20121019(Au11_SEM) 20121107(toSG05)	2012.10.18	2012.10.19	2012.11.07	-	-
edit	RB-CV-0029	-	Curation SG05e0	121108	86µm	SG05e0	3	(C,O),p,NaCl	SEM	-	-	-	20121018(RBCVtoAu11) 20121019(Au11_SEM) 20121108(toSG05)	2012.10.18	2012.10.19	2012.11.08	-	-
edit	RB-CV-0031	-	Curation SG05d6	121107	61µm	SG05d6	3	(C,N,O)	SEM	-	-	-	20121019(RBCVtoAu11) 20121022(Au11SEM) 20121107(toSG05)	2012.10.19	2012.10.22	2012.11.07	-	-
edit	RB-CV-0032	-	Curation SG05d7	121107	59µm	SG05d7	3	(C,N,O)	SEM	-	-	-	20121019(RBCVtoAu11) 20121022(Au11SEM) 20121107(toSG05)	2012.10.19	2012.10.22	2012.11.07	-	-
edit	RB-CV-0035	-	Curation SG05d8	121107	25µm	SG05d8	3	(C,N,O),NaCl,hpx	SEM	-	-	-	20121019(RBCVtoAu11) 20121022(Au11SEM) 20121107(toSG05)	2012.10.19	2012.10.22	2012.11.07	-	-
edit	RB-CV-0041	-	Curation SG05e1	121114	49µm	BCV-coupon,SG05e1	3	(C,O),(C,N,O),NaCl	SEM	-	-	-	20121108(toAu11) 20121109(Au11_SEM) 20121115(toSG05)	2012.11.08	2012.11.09	2012.11.15	-	-
edit	RB-CV-0047	-	Curation SG05e4	121115	48µm	BCV-coupon,SG05e4	3	(C,O),Al,(Ca,Cl)	SEM	-	-	-	20121108(toAu11) 20121112(Au11_SEM) 20121115(toSG05)	2012.11.08	2012.11.12	2012.11.15	-	-
edit	RB-CV-0049	-	Curation SG05e5	121115	37µm	BCV-coupon-rim,SG05e5	3	(C,N,O)	SEM	-	-	-	20121108(toAu11) 20121112(Au11_SEM) 20121115(toSG05)	2012.11.08	2012.11.12	2012.11.15	-	-
edit	RB-CV-0052	-	Curation SG05e2	121115	40µm	BCV-coupon,SG05e2	3	(C,O),Cl	SEM	-	-	-	20121109(toAu11) 20121112(Au11_SEM) 20121115(toSG05)	2012.11.09	2012.11.12	2012.11.15	-	-
edit	RB-CV-0053	-	Curation SG05e3	121115	45µm	BCV-coupon,SG05e3	3	(C,N,O),Al	SEM	-	-	-	20121109(toAu11) 20121112(Au11_SEM) 20121115(toSG05)	2012.11.09	2012.11.12	2012.11.15	-	-
edit	RB-CV-0056	-	Curation SG05e6	121205	33µm	BCV-base,SG05e6	3	(C,N,O)	SEM	-	-	-	20121120(toAu11) 20121126(Au11_SEM) 20121205(toSG05)	2012.11.20	2012.11.26	2012.12.05	-	-
edit	RB-CV-0056	-	Curation SG05e7	121205	29µm	BCV-base,SG05e7	3	(C,N,O),NaCl	SEM	-	-	-	20121120(toAu11) 20121126(Au11_SEM) 20121205(toSG05)	2012.11.20	2012.11.26	2012.12.05	-	-
edit	RB-CV-0058	-	Curation SG05f2	121205	55µm	BCV-base,SG05f2	3	(C,N,O),ol	SEM	-	-	-	20121120(toAu11) 20121126(Au11_SEM) 20121205(toSG05)	2012.11.20	2012.11.26	2012.12.05	-	-
edit	RB-CV-0074	-	Curation SG05f3	121205	26µm	BCV-base,SG05f3	3	(C,N,O),NaCl,Al	SEM	-	-	-	20121121(toAu11) 20121126(Au11_SEM) 20121205(toSG05)	2012.11.21	2012.11.26	2012.12.05	-	-
edit	RB-CV-0077	-	Curation SG05e8	121205	100µm	BCV-base,SG05e8	3	(C,N,O)	SEM	-	-	-	20121121(toAu11) 20121126(Au11_SEM) 20121205(toSG05)	2012.11.21	2012.11.26	2012.12.05	-	-
edit	RB-CV-0078	-	Curation SG05f1	121205	208µm	BCV-base,SG05f1	3	(C,O)	SEM	-	-	-	20121121(toAu11) 20121126(Au11_SEM) 20121205(toSG05)	2012.11.21	2012.11.26	2012.12.05	-	-
edit	RB-CV-0079	-	Curation SG05f0	121205	68µm	BCV-base,SG05f0	3	(C,N,O),Al,K,Si	SEM	-	-	-	20121121(toAu11) 20121126(Au11_SEM) 20121205(toSG05)	2012.11.21	2012.11.26	2012.12.05	-	-
edit	RB-CV-0089	-	Curation SG05e9	121205	83µm	BCV-base,SG05e9	3	(C,N,O),(C,O),Al,K,Si	SEM	-	-	-	20121121(toAu11) 20121126(Au11_SEM) 20121205(toSG05)	2012.11.21	2012.11.26	2012.12.05	-	-
edit	RB-ODD4-0001	-	Curation N2-SP3,petridish8	111208	19µm	petridish8	3	(C,N,O),C,ol,Al	SEM	-	-	-	20110610(CDD4toAu08) 20110613(Au08SEM) 20110614(Au08toSG05) 20111109(SG01_03_05toPhi28No1_2) 20120501(returnSamplecheck)	2011.06.10	2011.06.13	2011.06.14	-	2012.05.01
edit	RB-ODD4-0031	-	Curation SG05a8	120106	64µm	SG05a8	3	(C,O),Al	SEM	-	-	-	20110721(CDD4toAu08) 20110725(Au08SEM) 20110728(Au08toSG05)	2011.07.21	2011.07.25	2011.07.28	-	-
edit	RB-ODD4-0035	-	Curation SG05a9	120106	59µm	SG05a9	3	(C,N,O),NaCl,KCl	SEM	-	-	-	20110722(CDD4toAu08) 20110725(Au08SEM) 20110728(Au08toSG05)	2011.07.22	2011.07.25	2011.07.28	-	-
edit	RB-ODD4-0037-01	RB-ODD4-0037	Curation SG05b0	120106	48µm	SG05b0	3	(C,N,O),(C,O),ol	SEM	-	-	-	20110725(Au08SEM) 20110728(Au08toSG05)	-	2011.07.25	2011.07.28	-	-
edit	RB-ODD4-0037-03	RB-ODD4-0037	Curation SG05b1	120106	15µm	SG05b1	3	(C,N,O)	SEM	-	-	divided into two pieces during manipulation	20110729(Au08SEM) 20110729(Au08toSG050607)	-	2011.07.29	2011.07.29	-	-
edit	RB-ODD4-0047	-	BROKEN		66µm	-	3	CO,C	-	-	-	broken into two pieces during handling	20110805(CDD4toAu08) 20110808(Au08SEM)	2011.08.05	2011.08.08	-	-	
edit	RB-ODD4-0047-01	RB-ODD4-0047	Curation SG05b3	120106	66µm	SG05b3	3	(C,O),C	SEM	-	-	-	20110810(Au08toSG05)	-	-	2011.08.10	-	-
edit	RB-ODD4-0047-02	RB-ODD4-0047	Kochi CORE Center, pressed on Au plate	121121	28µm	ED13_Au plate,Kochi CORE Center	3	(C,O),C	IA.No data	CAT3	-	-	20110811(Au08SEM) 20111201(Au08SEM) 20111201(Au08toMisasaE013) 20120612(Misasa_returnSamplecheck)	-	2011.08.11 2011.12.01	-	-	2012.06.12
edit	RB-ODD4-0048	-	Curation SG05c5	120106	56µm	SG05c5	3	(C,O)	SEM	-	-	-	20110805(CDD4toAu08) 20110808(Au08SEM) 20110810(Au08toSG05)	2011.08.05	2011.08.08	2011.08.10	-	-
edit	RB-ODD4-0052	-	Curation SG05c2	120412	96µm	SG05c2	3	(C,F,O),Al,Ti	SEM	-	-	-	20120409(CDD4toAu08) 20120411(Au08SEM) 20120412(Au08toSG05)	2012.04.09	2012.04.11	2012.04.12	-	-
edit	RB-ODD4-0078	-	Curation SG05d3	120517	19µm	SG05d3	3	(C,O),ol	SEM	-	-	-	20120509(CDD4toAu08) 20120510(Au08SEM) 20120515(Au08SEM) 20120517(Au08toSG11-05)	2012.05.09	2012.05.10 20120515	2012.05.17	-	-

## References

- [1] Ebihara et al. (2011) *Science* 333, 1119-1121.
- [2] Nakamura et al. (2011) *Science* 333, 1113-1116.
- [3] Nagao et al. (2011) *Science* 333, 1128-1131
- [4] Narasaka et al. (2011) *Geochemical Journal*/in print.
- [5] Noguchi et al. (2011) *Science* 333, 1121-1125.
- [6] Tsuchiyama et al. (2011) *Science* 333, 1125-1128.
- [7] Yurimoto et al. (2011) *Science* 333, 1116-1119.

# Extra-0012


Parent	Status	Date	Size	Transfer	Category	Phase	InitialAnalysis	label	References	Comment
-	Curation SG05a1	110512	58μm	SG05a1	3	CO	SEM	EXTRA		-

<p>スเปクトル 1</p> <p>フィルスケール 405 カウント カーソル: 0.000 keV</p>	<p>スเปクトル 1</p> <p>40 μm 電子顕微鏡像 1</p>
<p>スเปクトル 2</p> <p>フィルスケール 405 カウント カーソル: 0.000 keV</p>	<p>スペクトル 2</p> <p>40 μm 電子顕微鏡像 1</p>

# Extra-0040


Parent	Status	Date	Size	Transfer	Category	Phase	InitialAnalysis	label	References	Comment
-	Curation SG05c3	120831	36μm	BCV	3	-	SEM	EXTRA	-	-

<p>EDS spectrum 1 (スキャン 1)</p>	<p>電子顕微鏡像 1</p>
<p>EDS spectrum 2 (スキャン 2)</p>	<p>電子顕微鏡像 1</p>
<p>EDS spectrum 3 (スキャン 3)</p>	<p>電子顕微鏡像 1</p>
<p>EDS spectrum 4 (スキャン 4)</p>	<p>電子顕微鏡像 1</p>



## Extra-0041


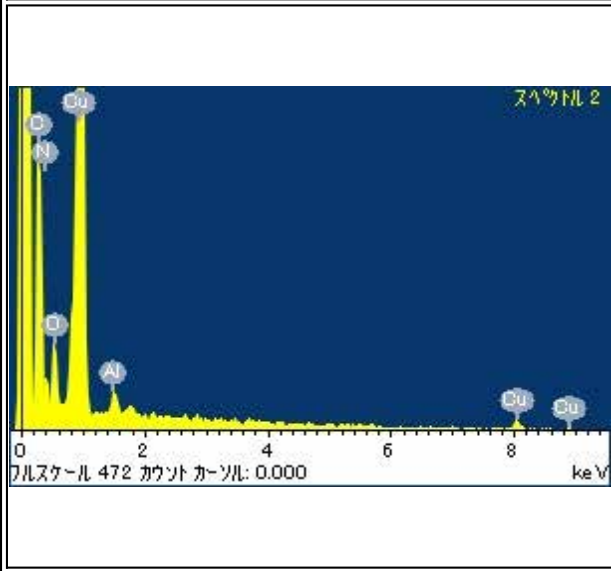

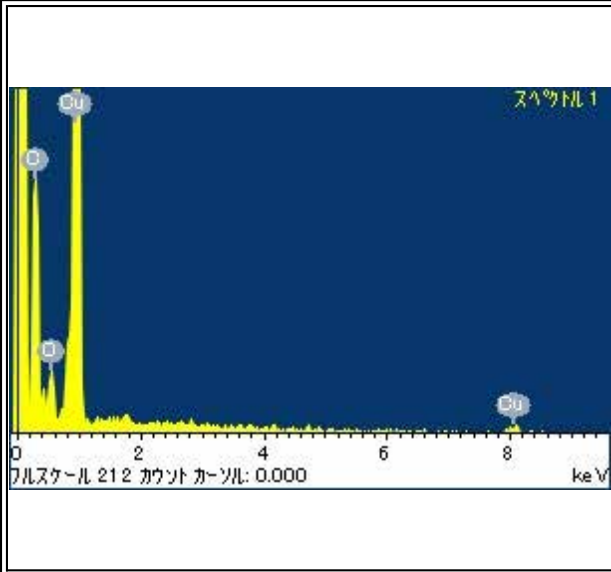
Parent	Status	Date	Size	Transfer	Category	Phase	InitialAnalysis	label	References	Comment
-	Curation SG05e0	120906	21μm	BCV	3	CF	SEM	EXTRA	-	-





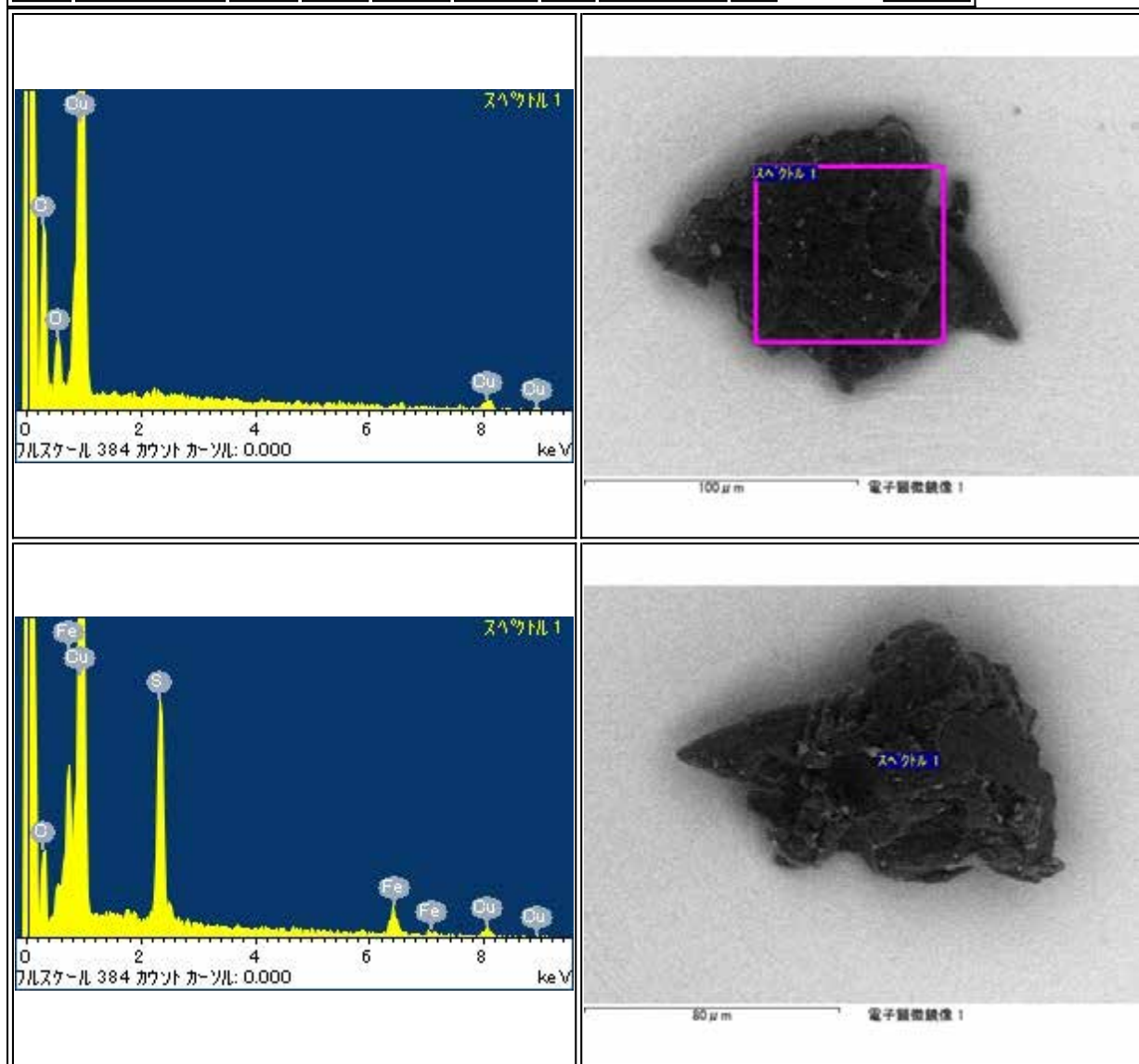
RA-QD02-0008

Parent	Status	Date	Size	Transfer	Category	Phase	InitialAnalysis	label	References	Comment
-	Curation N2-SP3, pressed on indium plate	120126	50µm	-	3	CO,CNO,Al	No data	IA,NI		unidentifiable



## RA-QD02-0012

Parent	Status	Date	Size	Transfer	Category	Phase	InitialAnalysis	label	References	Comment
-	Curation SG01h1	110106	100μm	Curation	3	CO, tr	-	-		-



RA-QD02-0018

Parent	Status	Date	Size	Transfer	Category	Phase	InitialAnalysis	label	References	Comment
-	Curation SG01h2	110106	50μm	-	3	CO,Cl,Al,Mg,Si	-	-	-	-

<p>EDS spectrum (Spectrum 1) showing peaks for Cl, Cu, Si, Al, and Ca. Scale: 419 counts.</p>	<p>Electron micrograph (Spectrum 1) showing a dark, irregularly shaped particle. Scale: 60 μm.</p>
<p>EDS spectrum (Spectrum 2) showing peaks for Fe, Cu, Si, Al, Mg, and Ca. Scale: 182 counts.</p>	<p>Electron micrograph (Spectrum 2) showing a dark, irregularly shaped particle. Scale: 60 μm.</p>
<p>EDS spectrum (Spectrum 3) showing peaks for Ca, Cu, Si, Al, and Ca. Scale: 182 counts.</p>	<p>Electron micrograph (Spectrum 3) showing a dark, irregularly shaped particle. Scale: 60 μm.</p>

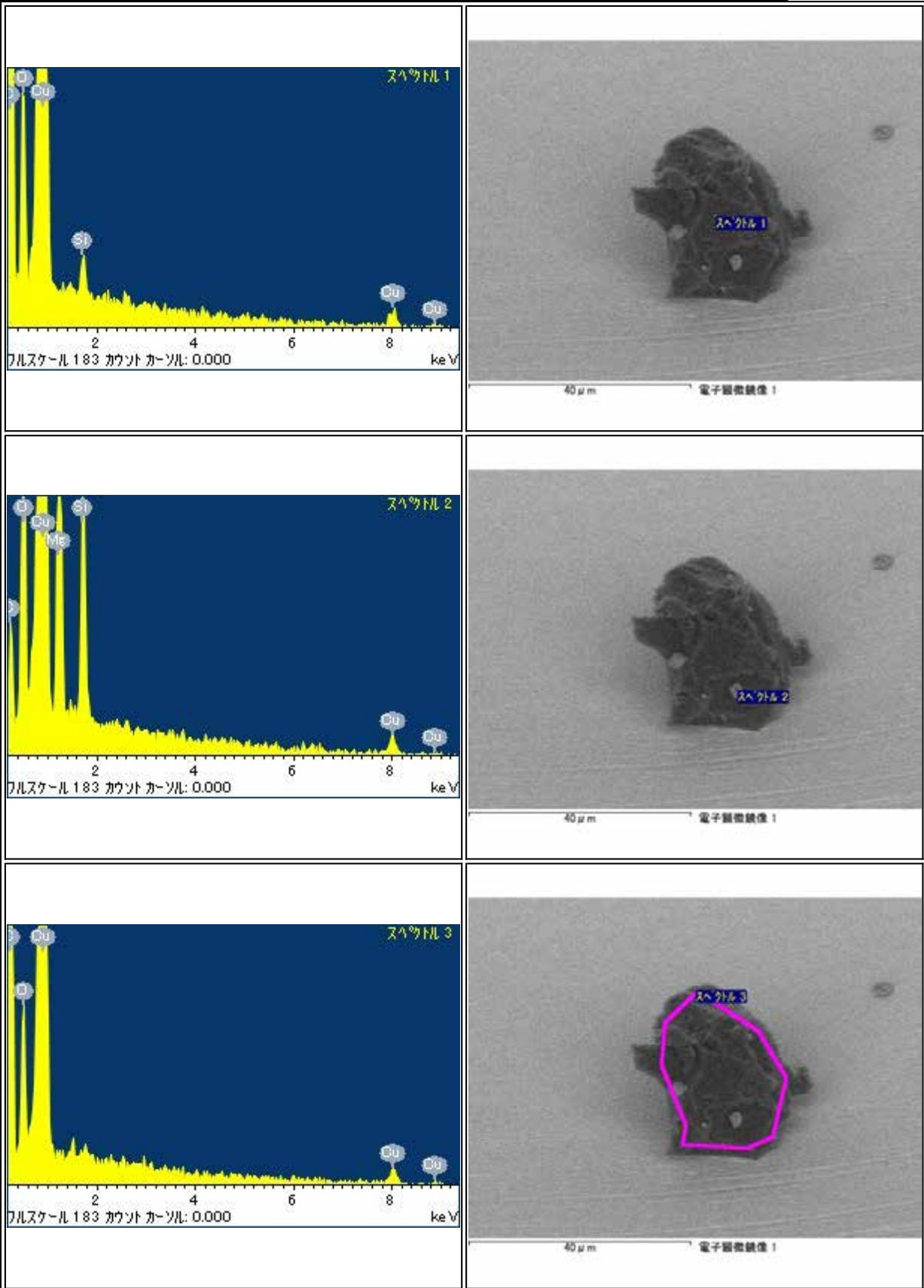
# RA-QD02-0037

Parent	Status	Date	Size	Transfer	Category	Phase	InitialAnalysis	label	References	Comment
-	Curation SG01h3	120117	60μm	Curation	3	lpx,CO	-	-		-

<p>スポット1</p> <p>フルスケール 591 カウント カウント: 0.000 keV</p>	<p>100 μm 電子顕微鏡像 1</p>
<p>スポット3</p> <p>フルスケール 591 カウント カウント: 0.000 keV</p>	<p>100 μm 電子顕微鏡像 1</p>

RA-QD02-0040-01

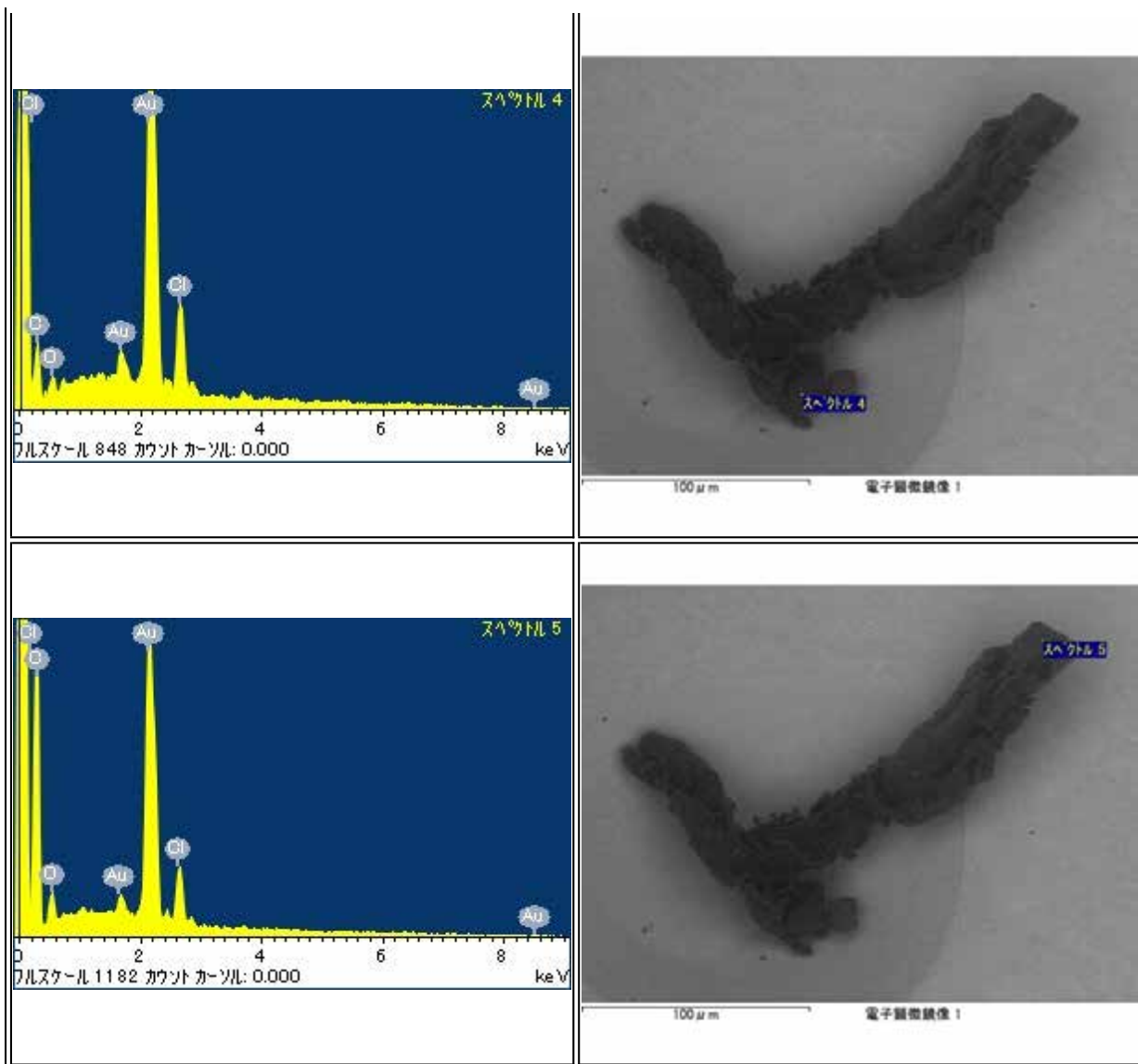
Parent	Status	Date	Size	Transfer	Category	Phase	InitialAnalysis	label	References	Comment
-	Curation SG01h5	110106	30µm	Curation	3	CO,lpX	-	-		separated



RA-QD02-0078

Parent	Status	Date	Size	Transfer	Category	Phase	InitialAnalysis	label	References	Comment
-	Curation SG05c1	120606	100μm	SG05c1	3	CO,Cl,CFO,Mg	SEM	-	-	-

<p>スเปクトル 1</p> <p>フィルスケール 494 カウント カソール: 0.000 keV</p>	<p>100 μm 電子顕微鏡像 1</p>
<p>スเปクトル 2</p> <p>フィルスケール 848 カウント カソール: 0.000 keV</p>	<p>100 μm 電子顕微鏡像 1</p>
<p>スเปクトル 3</p> <p>フィルスケール 848 カウント カソール: 0.000 keV</p>	<p>100 μm 電子顕微鏡像 1</p>



RA-QD02-0091

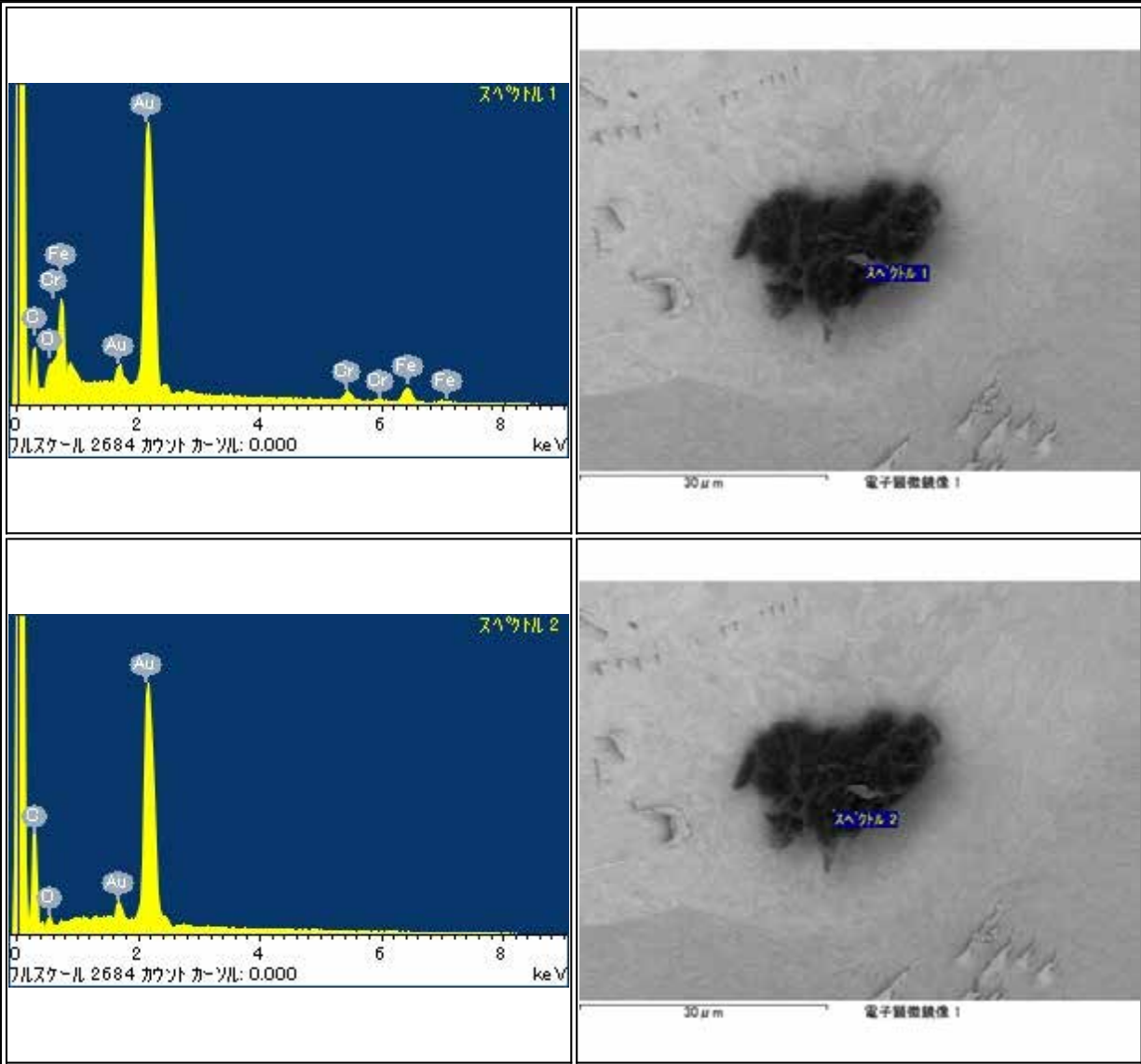
Parent	Status	Date	Size	Transfer	Category	Phase	InitialAnalysis	label	References	Comment
-	Curation SG05c0	120131	30μm	SG03d0,SG05c0	3	CO,Si,Cl	SEM	-		moved from SG03d0

<p>スเปクトル 1</p> <p>フィルスケール 992 カウント カソール: 0.000 keV</p>	<p>スเปクトル 1</p> <p>80 μm 電子顕微鏡像 1</p>
<p>スเปクトル 3</p> <p>フィルスケール 167 カウント カソール: 0.000 keV</p>	<p>スペクトル 3</p> <p>80 μm 電子顕微鏡像 1</p>
<p>スペクトル 6</p> <p>フィルスケール 238 カウント カソール: 0.000 keV</p>	<p>スペクトル 6</p> <p>80 μm 電子顕微鏡像 1</p>



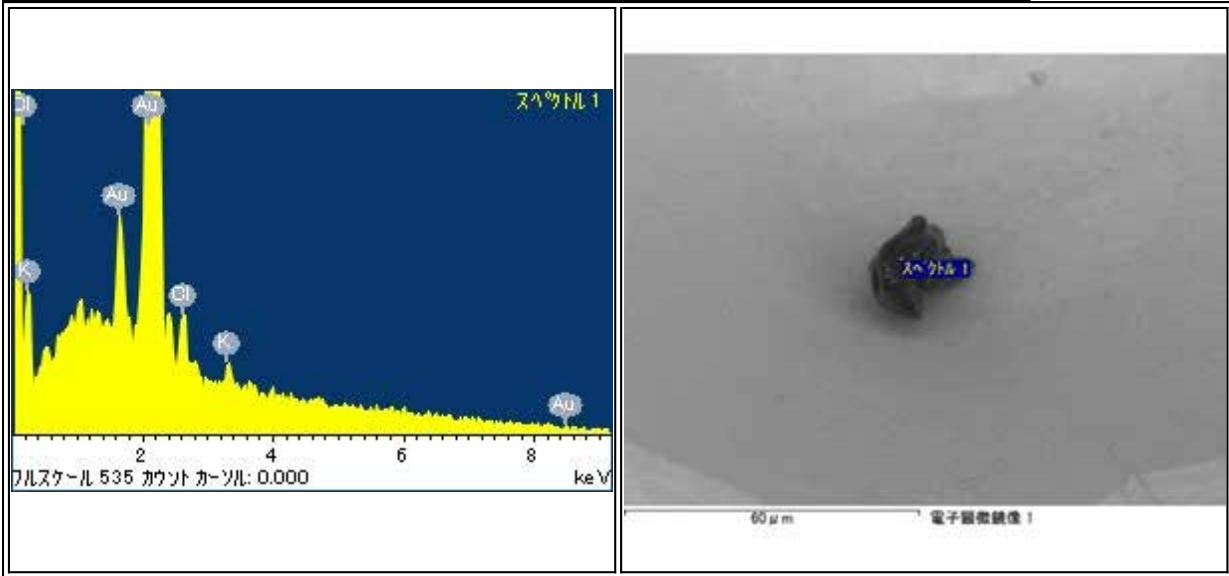
## RA-QD02-0120

Parent	Status	Date	Size	Transfer	Category	Phase	InitialAnalysis	label	References	Comment
-	Curation N2-SP3, particle on Au-coated SlideGlass	120608	26μm	E009	3	CO,FeCr	SEM	-	-	-



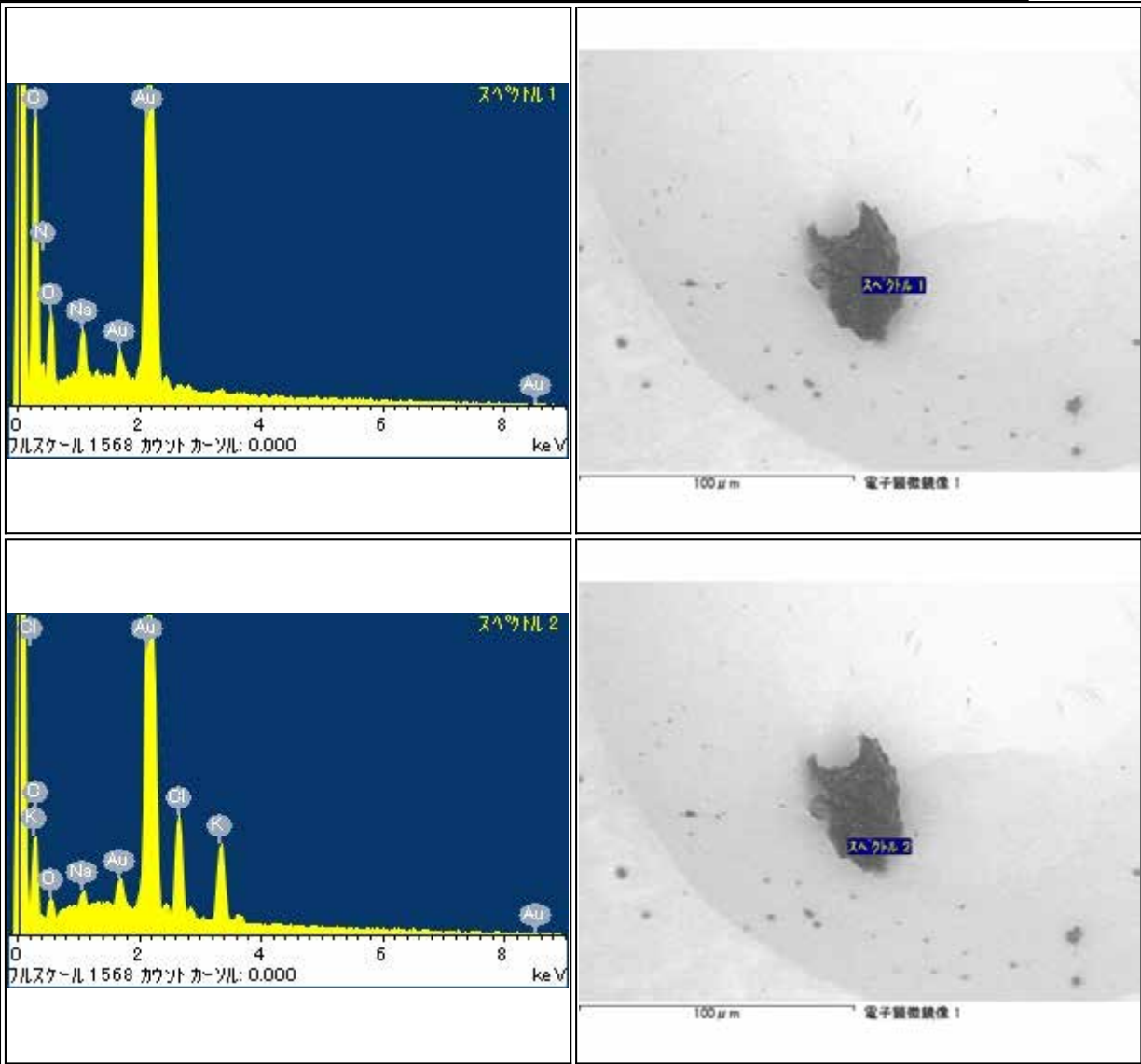
# RA-QD02-0134

Parent	Status	Date	Size	Transfer	Category	Phase	InitialAnalysis	label	References	Comment
-	Curation SG03f8	120515	21μm	SG03f8	3	KCl	SEM	-		-



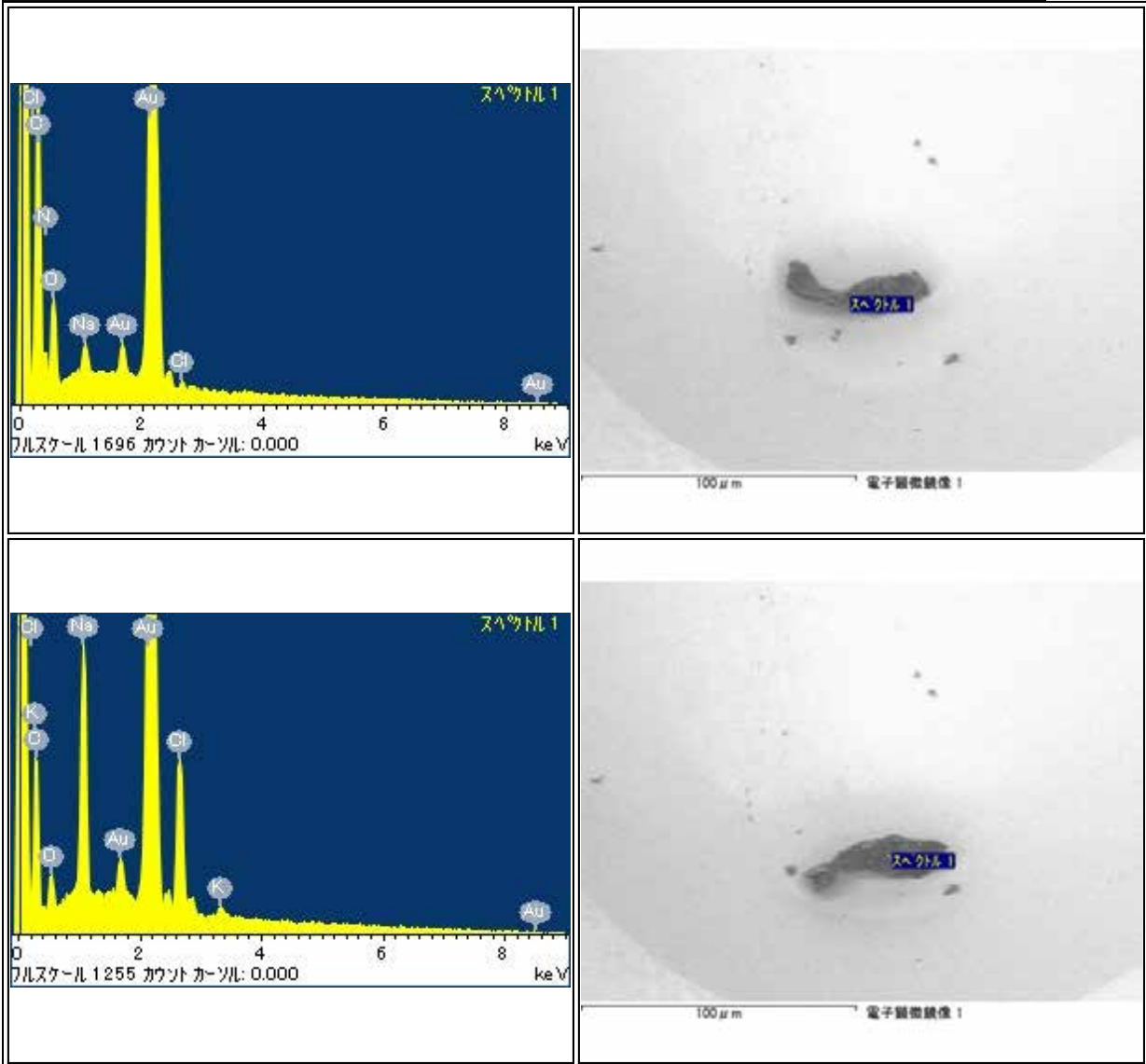
## RA-QD02-0180

Parent	Status	Date	Size	Transfer	Category	Phase	InitialAnalysis	label	References	Comment
-	Curation SG05b8	120106	55μm	SG05b8	3	CO,KCl,NaCl	SEM	-		-



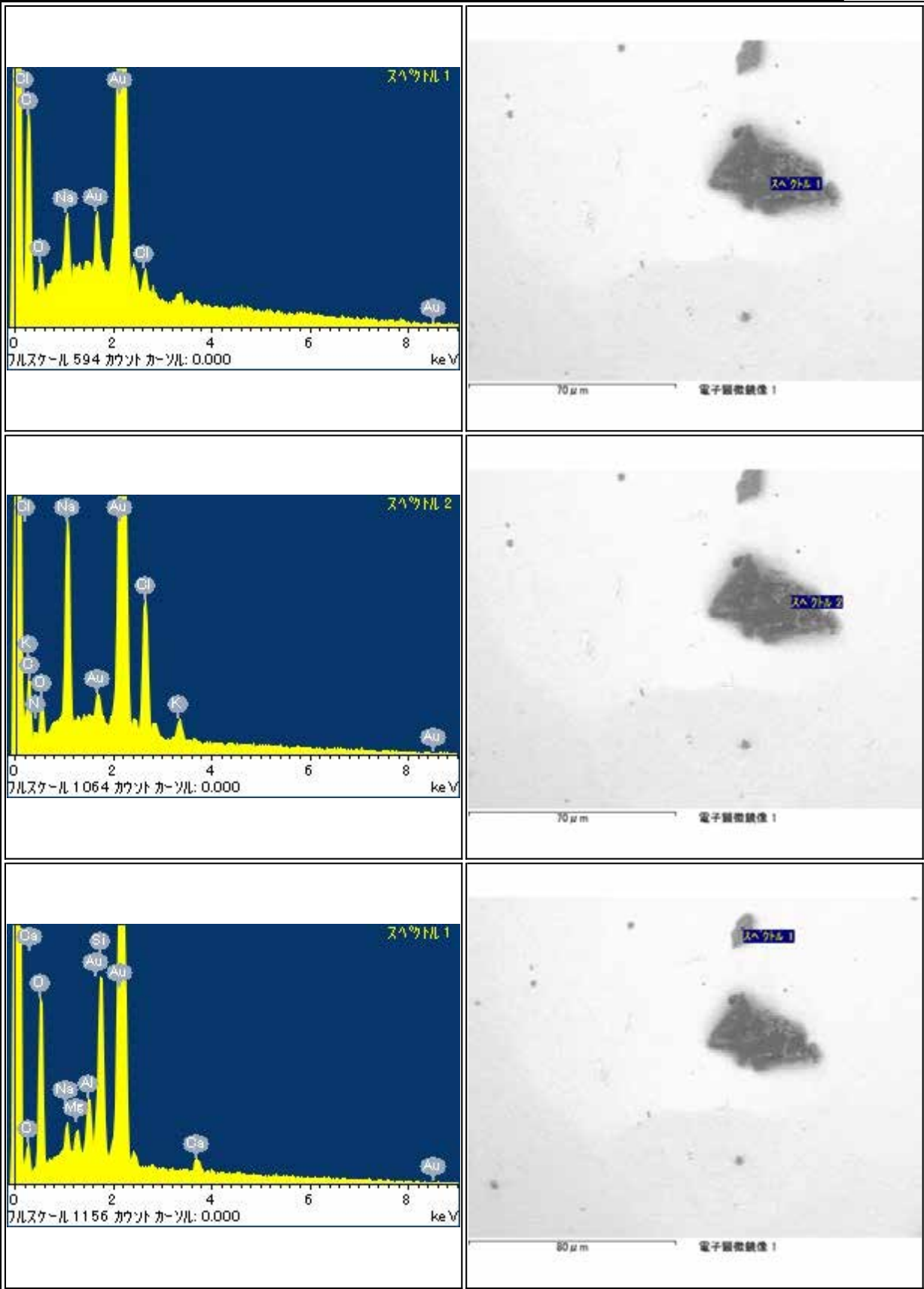
# RA-QD02-0181

Parent	Status	Date	Size	Transfer	Category	Phase	InitialAnalysis	label	References	Comment
-	Curation SG05b6	120106	55μm	SG05b6	3	CNO,NaCl,KCl	SEM	-		-



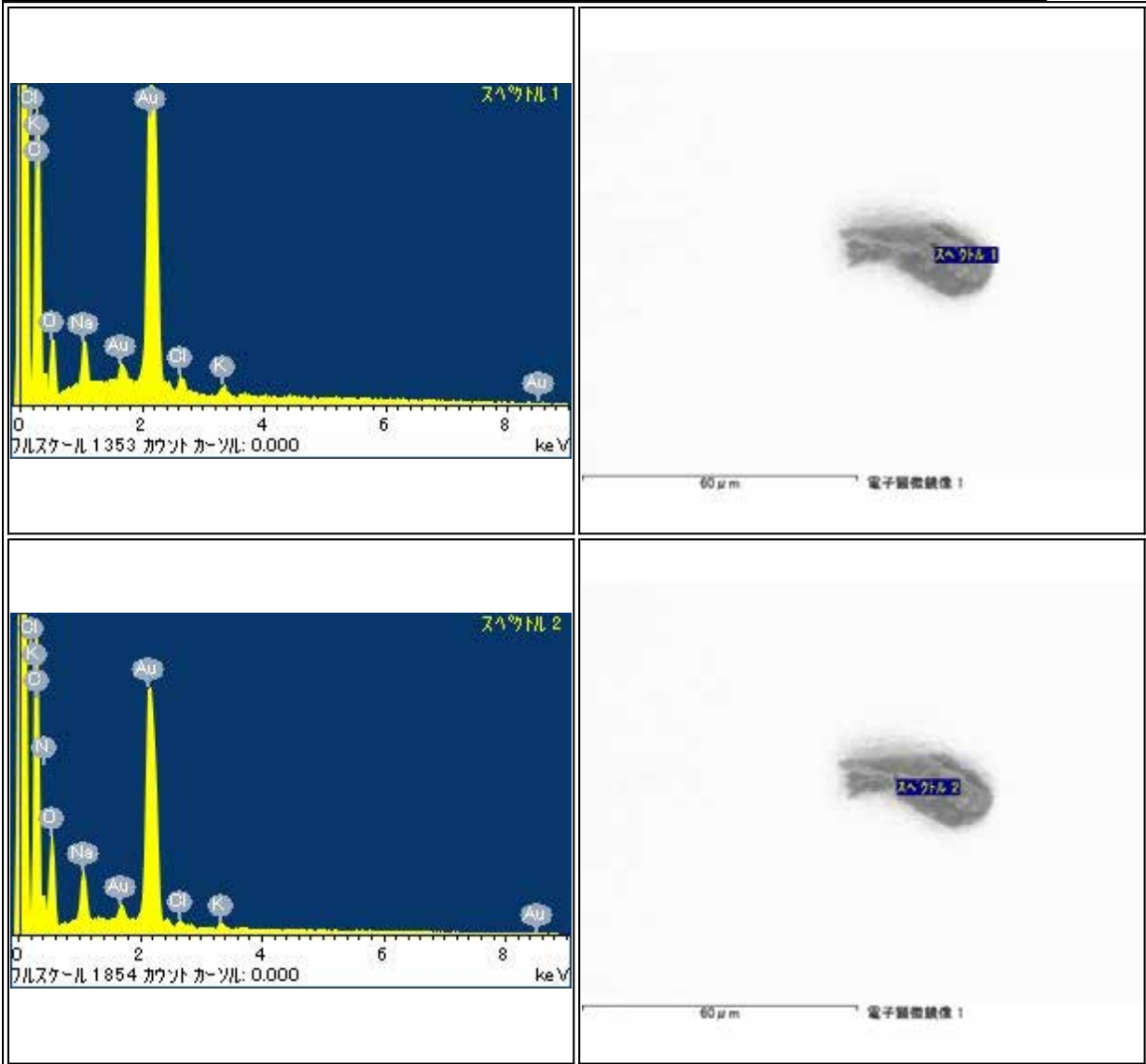
# RA-QD02-0182

Parent	Status	Date	Size	Transfer	Category	Phase	InitialAnalysis	label	References	Comment
-	Curation SG05b7	120106	46μm	SG05b7	3	CNO,NaCl,KCl	SEM	-		-



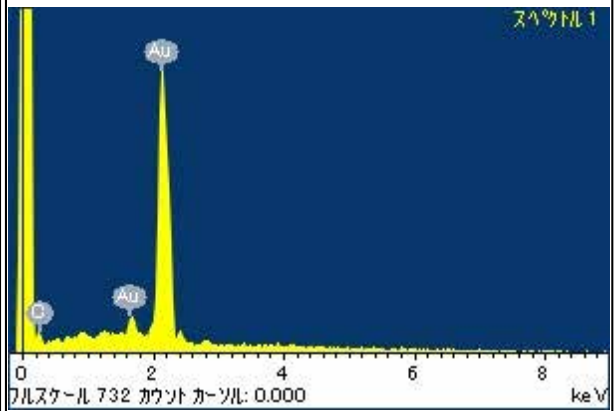

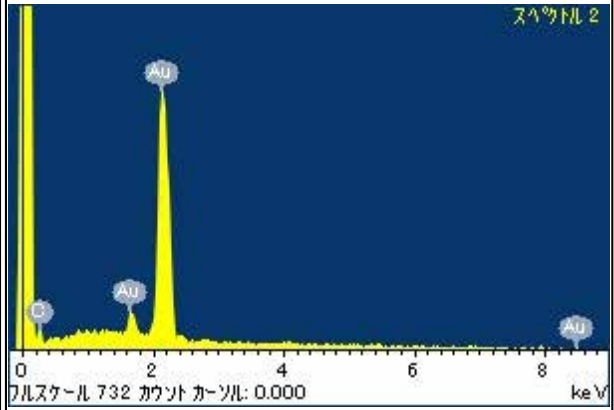

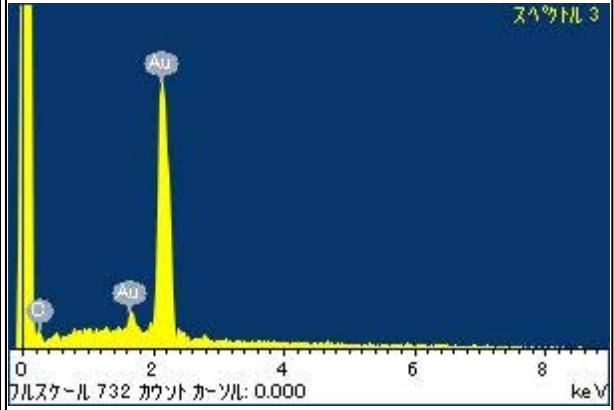

# RA-QD02-0183


Parent	Status	Date	Size	Transfer	Category	Phase	InitialAnalysis	label	References	Comment
-	Curation SG05b4	120106	38μm	SG05b4	3	CNO,KCl,NaCl	SEM	-		-



RA-QD02-0190

Parent	Status	Date	Size	Transfer	Category	Phase	InitialAnalysis	label	References	Comment
-	Curation SG05c9	120106	58μm	SG05c9	3	CNO	SEM	-		-


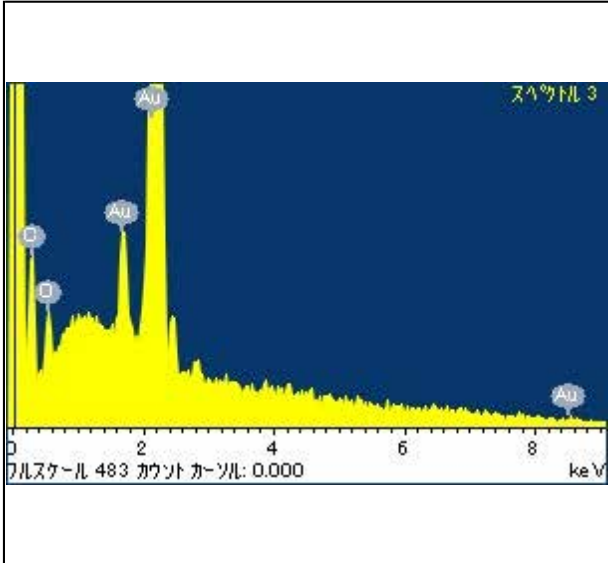

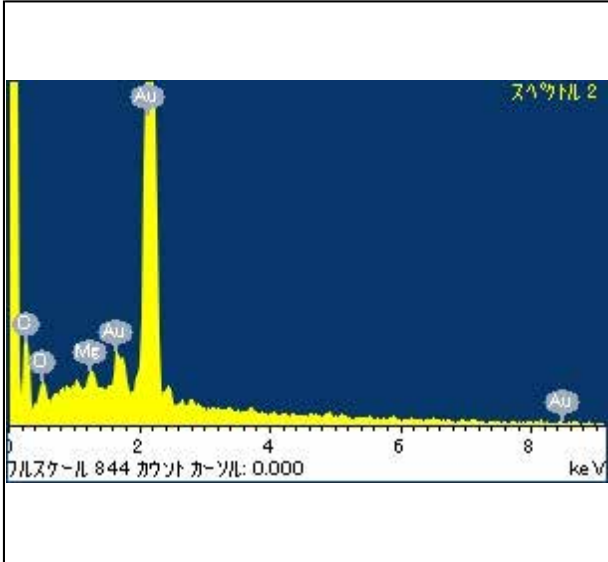

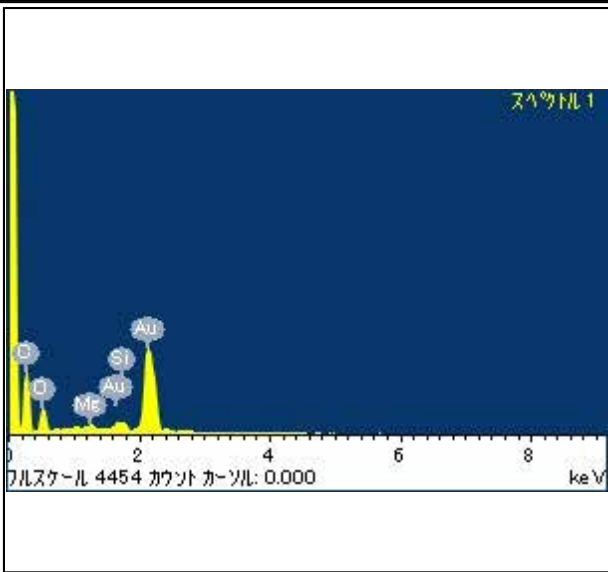
 <p>フルスケール 732 カウント カウント: 0.000 keV</p>	 <p>50 μm 電子顕微鏡像 1</p>
 <p>フルスケール 732 カウント カウント: 0.000 keV</p>	 <p>50 μm 電子顕微鏡像 1</p>
 <p>フルスケール 732 カウント カウント: 0.000 keV</p>	 <p>50 μm 電子顕微鏡像 1</p>






RA-QD02-0222


Parent	Status	Date	Size	Transfer	Category	Phase	InitialAnalysis	label	References	Comment
-	Curation SG05b9	120106	121 μm	SG05b9	3	(C,O),lpx	SEM	-		-






# RB-CV-0005

Parent	Status	Date	Size	Transfer	Category	Phase	InitialAnalysis	label	References	Comment
-	Curation SG05c6	121016	37µm	SG05c6	3	C,NaCl	SEM	-	-	-




RB-CV-0006

Status	Size	Transfer	Category	Phase	Analysis	label	References	Comment
Curation SG05c7	27.9 $\mu$ m	SG05c7	3	(C,N,O),C	Curation(SEM)	-	-	-




RB-CV-0007

Parent	Status	Date	Size	Transfer	Category	Phase	InitialAnalysis	label	References	Comment
-	Curation SG05c8	121016	43.1 μm	SG05c8	3	(C,N,O)	SEM	-	-	-


## RB-CV-0008

Parent	Status	Date	Size	Transfer	Category	Phase	InitialAnalysis	label	References	Comment
-	Curation SG05c9	121016	56.1 $\mu\text{m}$	SG05c9	3	(C,N,O)	SEM	-	-	-



## RB-CV-0012


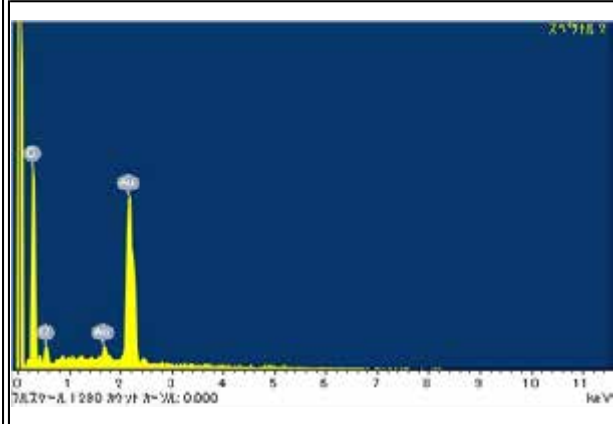

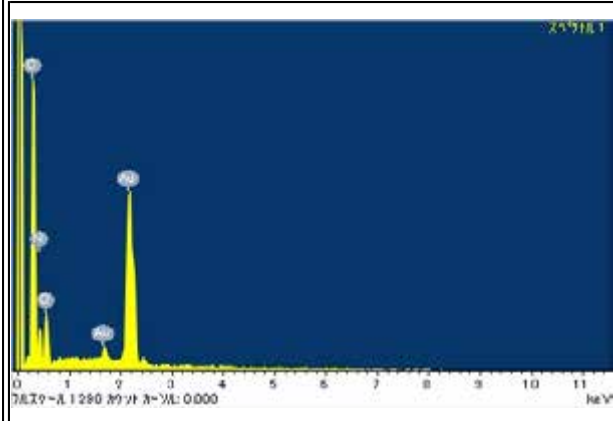
Parent	Status	Date	Size	Transfer	Category	Phase	InitialAnalysis	label	References	Comment
-	Curation SG05d1	121016	73.2 $\mu$ m	SG05d1	3	(C,O),(C,N,O)	SEM	-	-	-






## RB-CV-0017

Parent	Status	Date	Size	Transfer	Category	Phase	InitialAnalysis	label	References	Comment
-	Curation SG05d2	121016	51.7 $\mu$ m	SG05d2	3	(C,N,O),(C,O)	SEM	-	-	-




# RB-CV-0019

Parent	Status	Date	Size	Transfer	Category	Phase	InitialAnalysis	label	References	Comment
-	Curation SG05d4	121016	32.6μm	SG05d4	3	C,(C,N,O)	SEM	-	-	-




# RB-CV-0020

Parent	Status	Date	Size	Transfer	Category	Phase	InitialAnalysis	label	References	Comment
-	Curation SG05d9	121016	68.6μm	SG05d9	3	(C,O)	SEM	-	-	-




## RB-CV-0021

Parent	Status	Date	Size	Transfer	Category	Phase	InitialAnalysis	label	References	Comment
-	Curation SG05h6	121016	49.3 $\mu$ m	SG05h6	3	CO	SEM	-	-	-



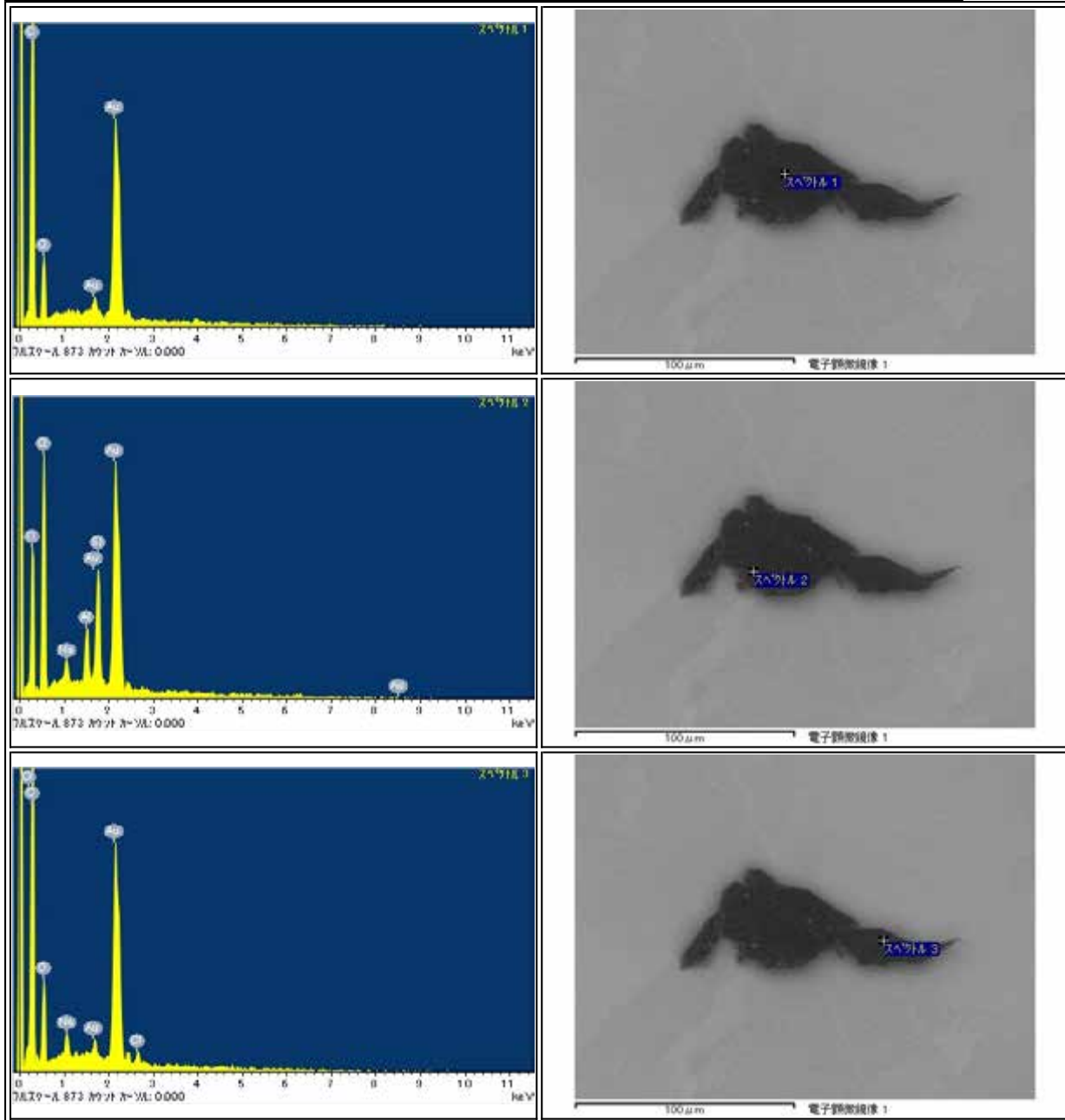
RB-CV-0027

Parent	Status	Date	Size	Transfer	Category	Phase	InitialAnalysis	label	References	Comment
-	Curation SG05d5	121107	59μm	SG05d5	3	(C,N,O)	SEM	-	-	-




# RB-CV-0029

Parent	Status	Date	Size	Transfer	Category	Phase	InitialAnalysis	label	References	Comment
-	Curation SG05e0	121108	86μm	SG05e0	3	(C,O),pl,NaCl	SEM	-	-	-



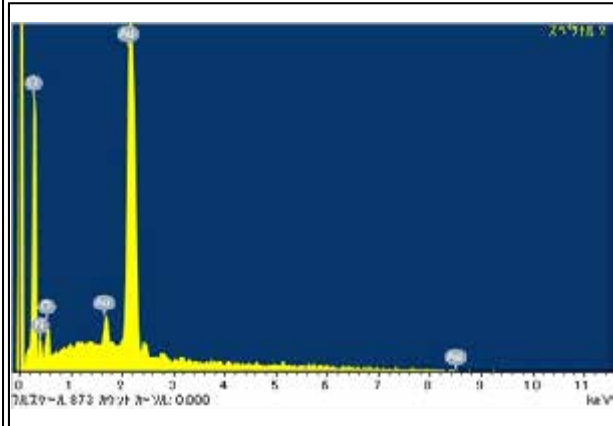
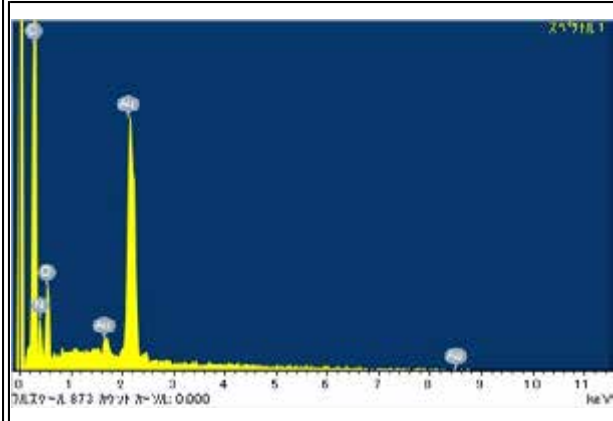
# RB-CV-0031

Parent	Status	Date	Size	Transfer	Category	Phase	InitialAnalysis	label	References	Comment
-	Curation SG05d6	121107	61μm	SG05d6	3	(C,N,O)	SEM	-	-	-



## RB-CV-0032


Parent	Status	Date	Size	Transfer	Category	Phase	InitialAnalysis	label	References	Comment
-	Curation SG05d7	121107	59 $\mu$ m	SG05d7	3	(C,N,O)	SEM	-	-	-






RB-CV-0035

Parent	Status	Date	Size	Transfer	Category	Phase	InitialAnalysis	label	References	Comment
-	Curation SG05d8	121107	25μm	SG05d8	3	(C,N,O),NaCl,hpx	SEM	-	-	-




## RB-CV-0041

Parent	Status	Date	Size	Transfer	Category	Phase	InitialAnalysis	label	References	Comment
-	Curation SG05e1	121114	49μm	BCV-coupon,SG05e1	3	(C,O),(C,N,O),NaCl	SEM	-	-	-




RB-CV-0047

Parent	Status	Date	Size	Transfer	Category	Phase	InitialAnalysis	label	References	Comment
-	Curation SG05e4	121115	48μm	BCV-coupon,SG05e4	3	(C,O),Al,(Ca,Cl)	SEM	-	-	-



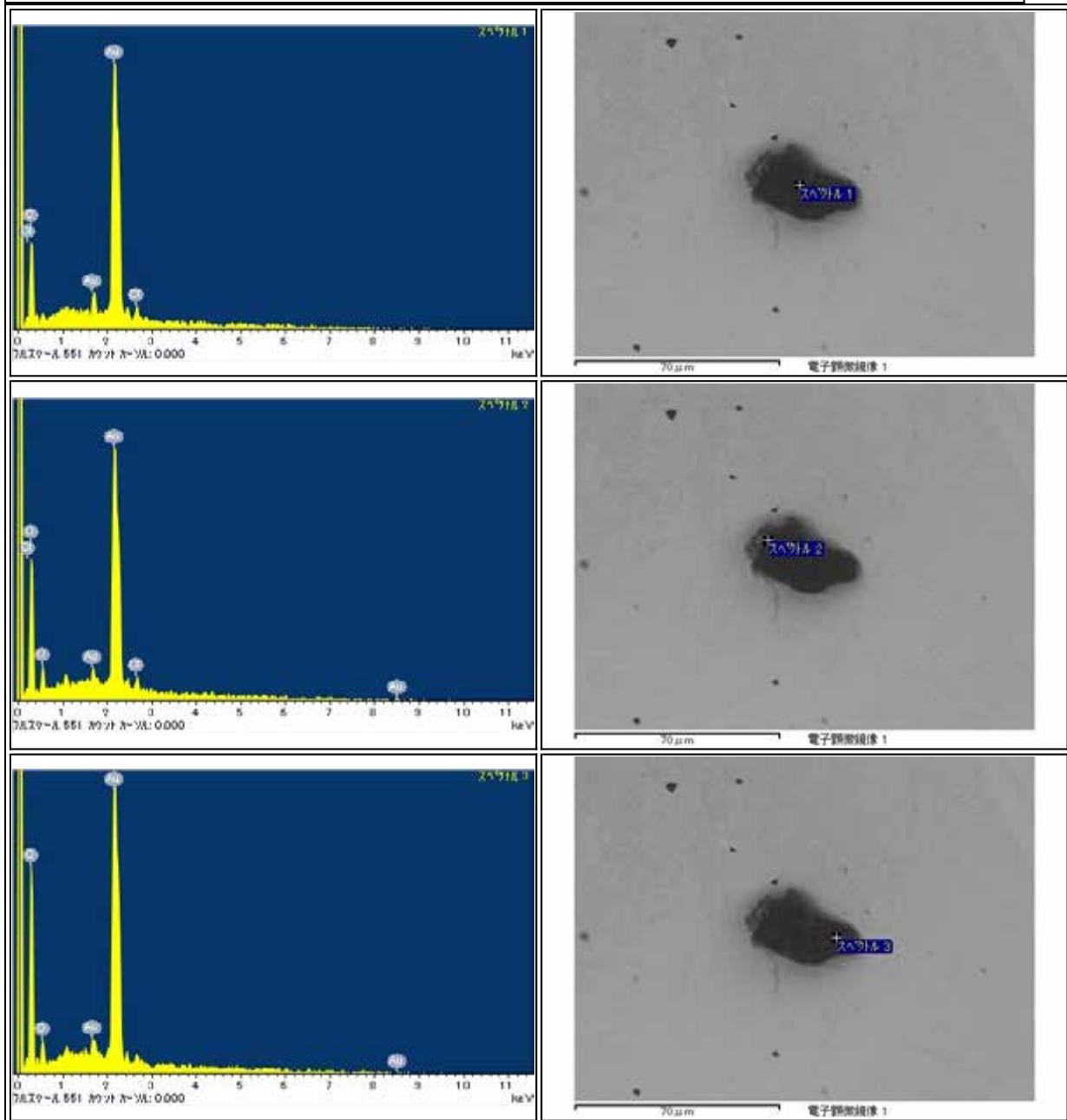
# RB-CV-0049

Parent	Status	Date	Size	Transfer	Category	Phase	InitialAnalysis	label	References	Comment
-	Curation SG05e5	121115	37μm	BCV-coupon-rim,SG05e5	3	(C,N,O)	SEM	-	-	-



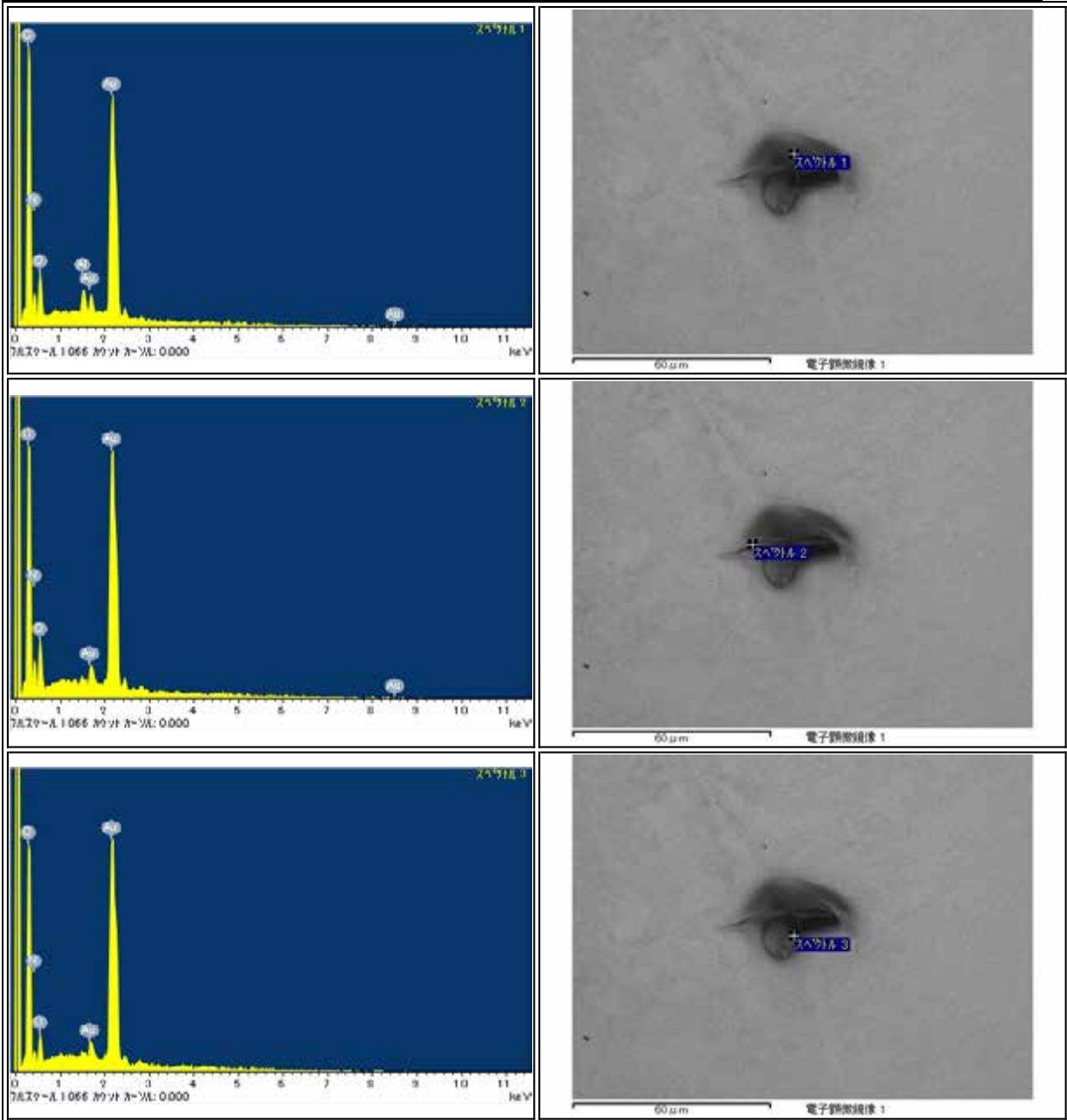
## RB-CV-0052

Parent	Status	Date	Size	Transfer	Category	Phase	InitialAnalysis	label	References	Comment
-	Curation SG05e2	121115	40μm	BCV-coupon,SG05e2	3	(C,O),Cl	SEM	-	-	-




# RB-CV-0055

Parent	Status	Date	Size	Transfer	Category	Phase	InitialAnalysis	label	References	Comment
-	Curation SG05e3	121115	45μm	BCV-coupon,SG05e3	3	(C,N,O),Al	SEM	-	-	-



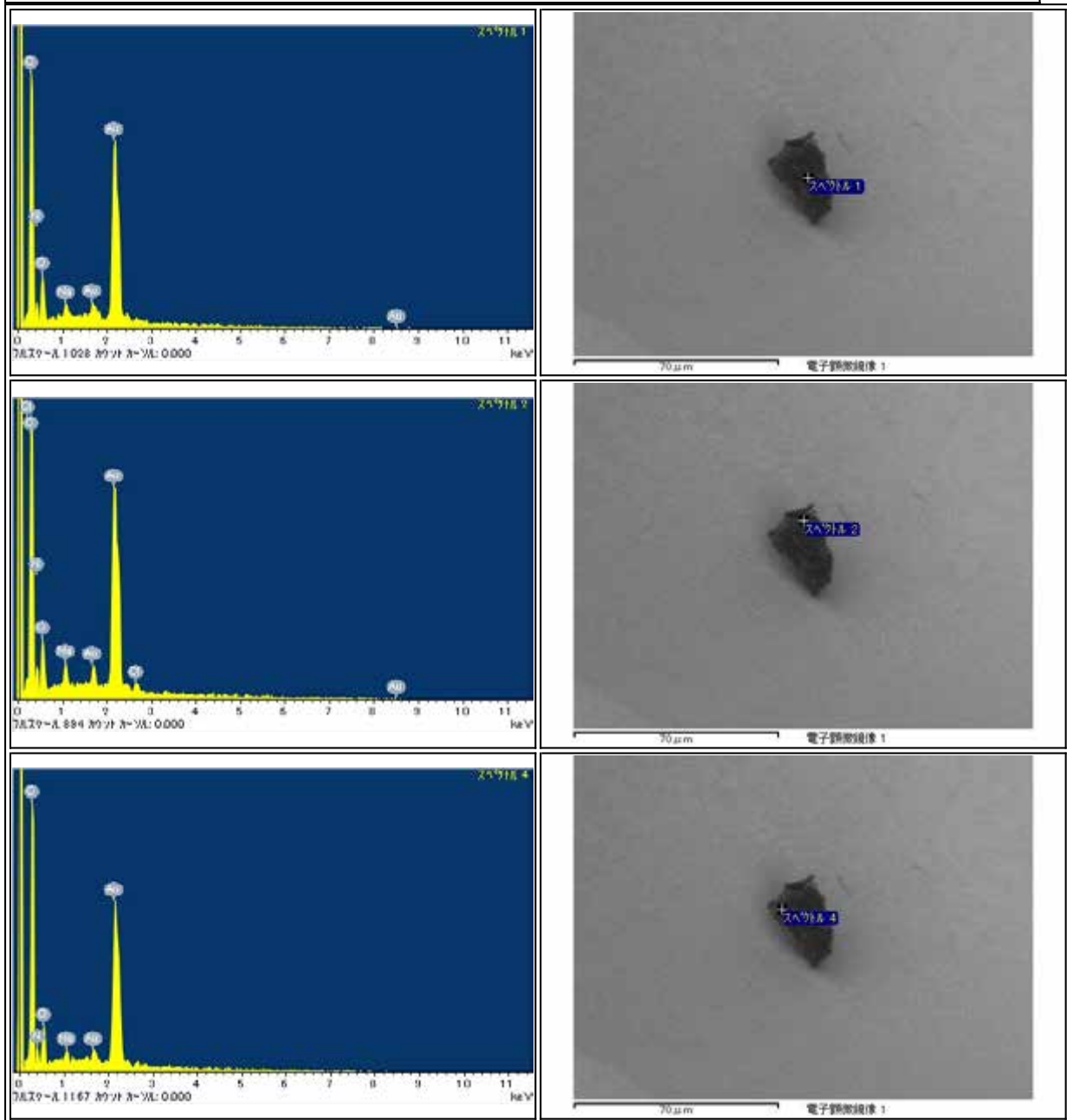
RB-CV-0065

Parent	Status	Date	Size	Transfer	Category	Phase	InitialAnalysis	label	References	Comment
-	Curation SG05e6	121205	33μm	BCV-base,SG05e6	3	(C,N,O)	SEM	-	-	-



# RB-CV-0066

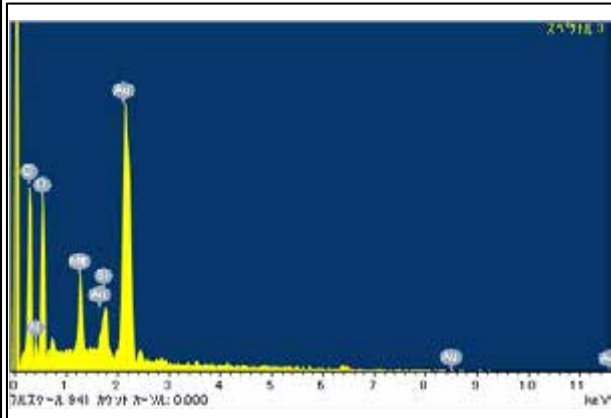
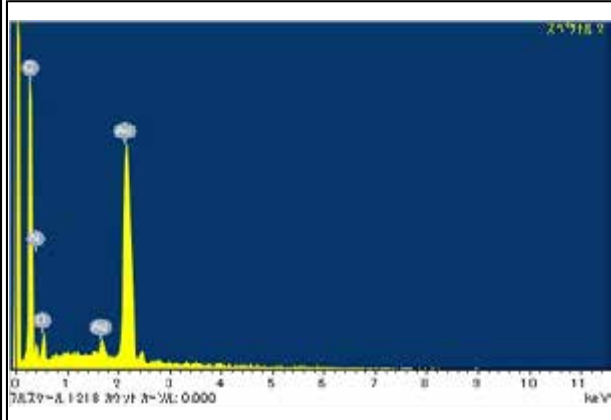
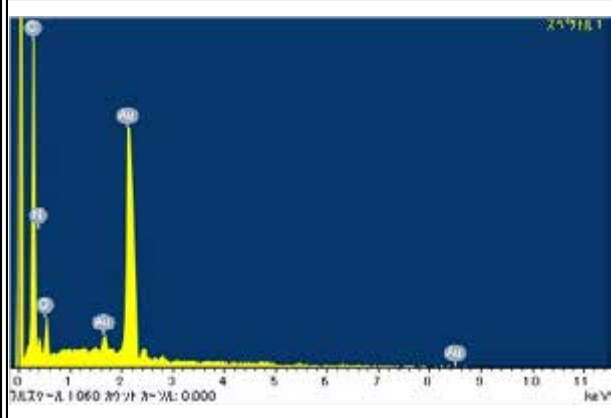
Parent	Status	Date	Size	Transfer	Category	Phase	InitialAnalysis	label	References	Comment
-	Curation SG05e7	121205	29μm	BCV-base,SG05e7	3	(C,N,O),NaCl	SEM	-	-	-





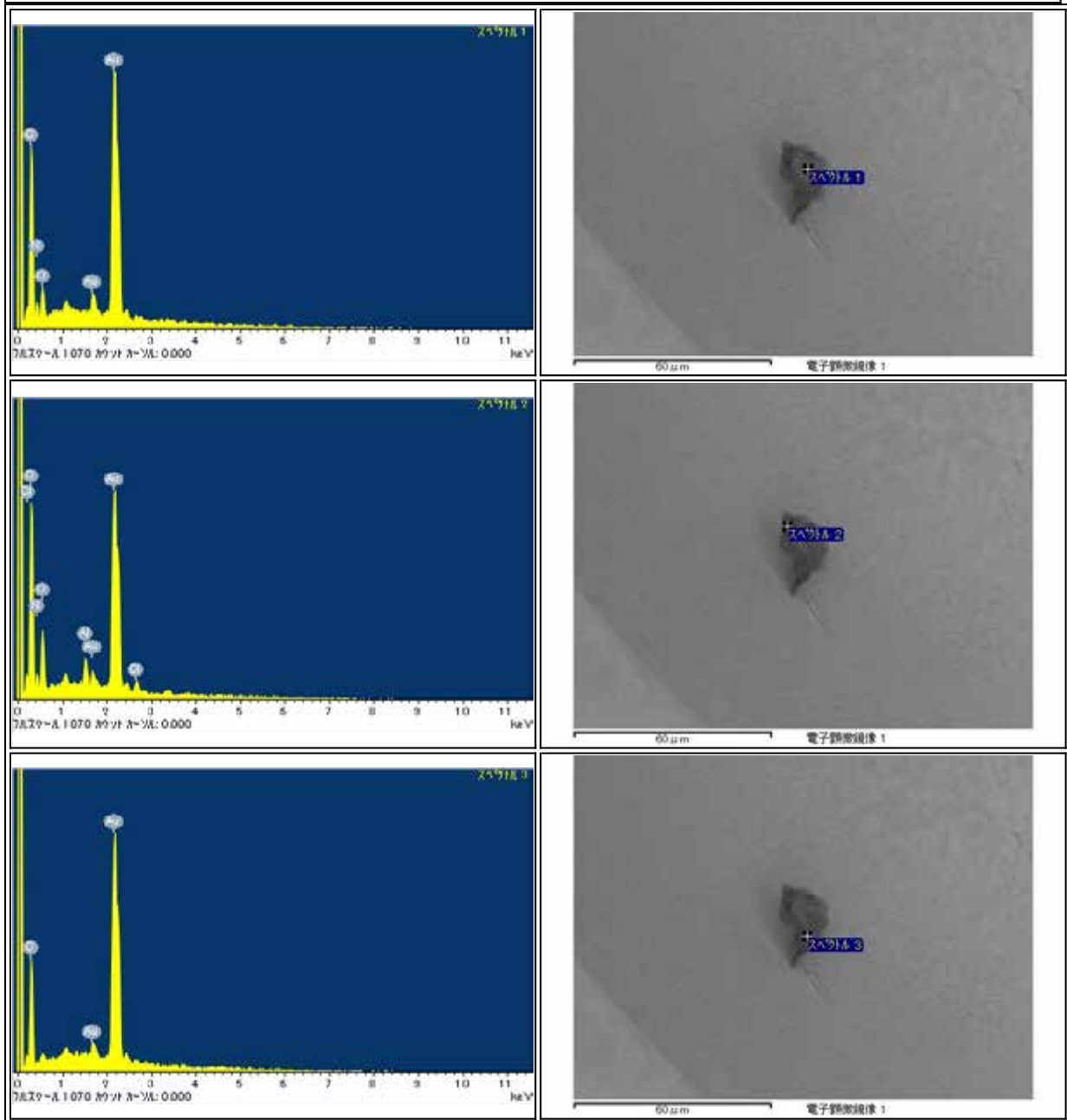
RB-CV-0068

Parent	Status	Date	Size	Transfer	Category	Phase	InitialAnalysis	label	References	Comment
-	Curation SG05f2	121205	55µm	BCV-base,SG05f2	3	(C,N,O),ol	SEM	-	-	-



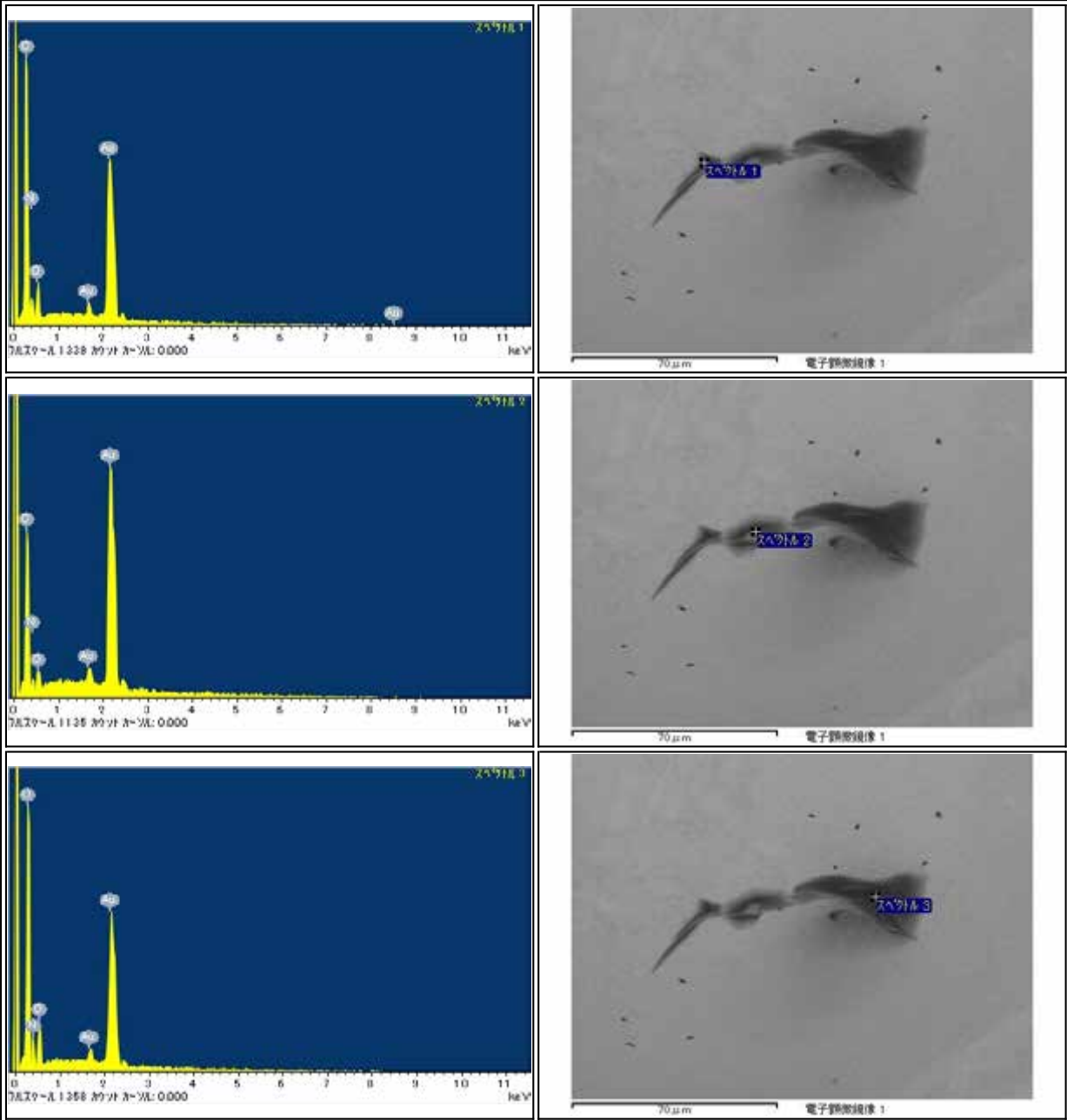
# RB-CV-0074

Parent	Status	Date	Size	Transfer	Category	Phase	InitialAnalysis	label	References	Comment
-	Curation SG05f3	121205	26μm	BCV-base,SG05f3	3	(C,N,O),NaCl,Al	SEM	-	-	-




RB-CV-0077

Parent	Status	Date	Size	Transfer	Category	Phase	InitialAnalysis	label	References	Comment
-	Curation SG05e8	121205	100µm	BCV-base,SG05e8	3	(C,N,O)	SEM	-	-	-



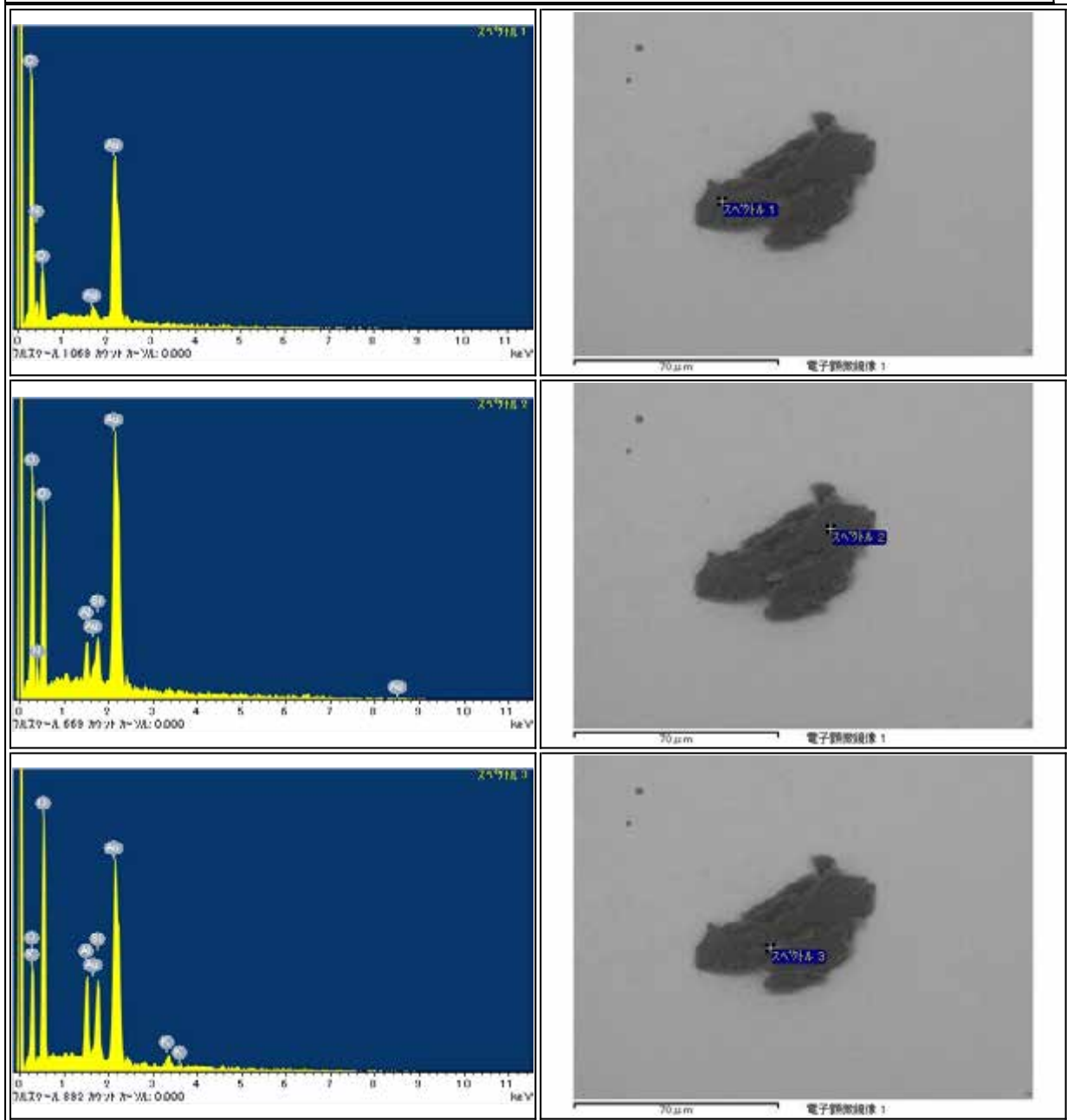
# RB-CV-0078

Parent	Status	Date	Size	Transfer	Category	Phase	InitialAnalysis	label	References	Comment
-	Curation SG05f1	121205	208μm	BCV-base,SG05f1	3	(C,O)	SEM	-	-	-



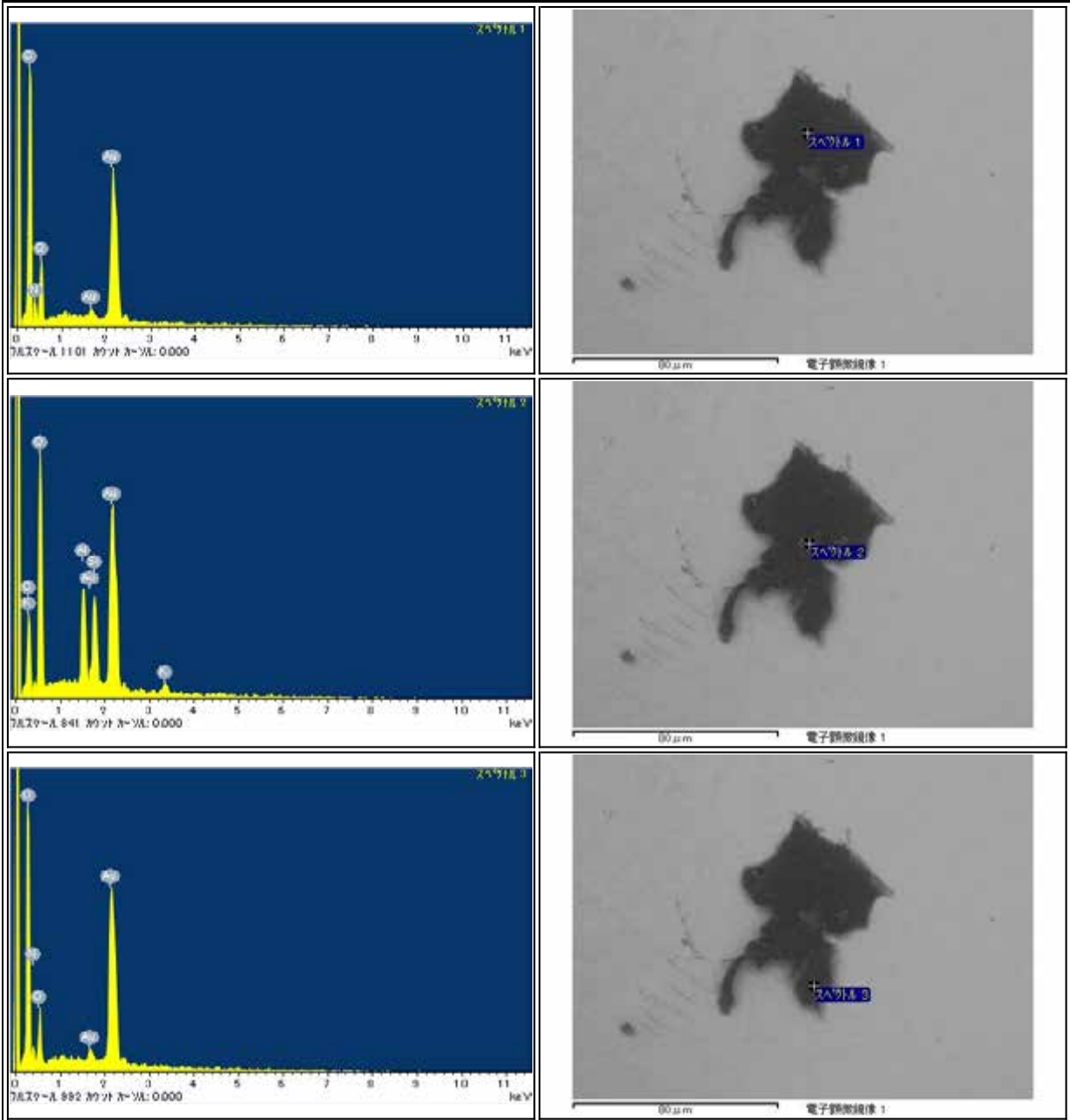
RB-CV-0079

Parent	Status	Date	Size	Transfer	Category	Phase	InitialAnalysis	label	References	Comment
-	Curation SG05f0	121205	68μm	BCV-base,SG05f0	3	(C,N,O),Al,K,Si	SEM	-	-	-



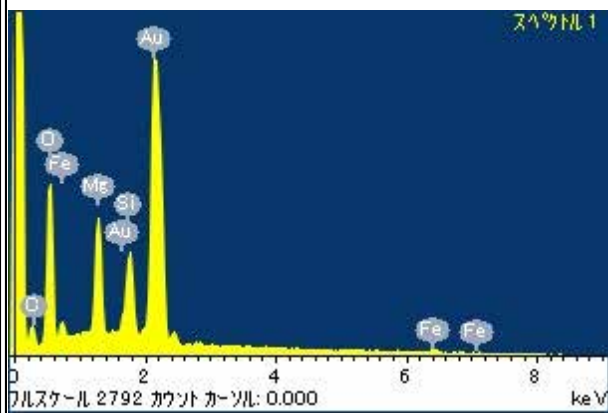

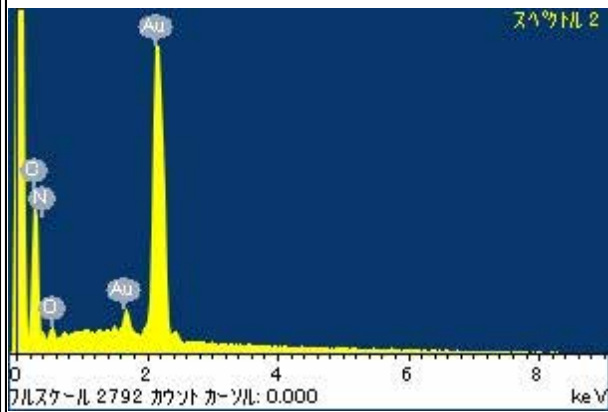
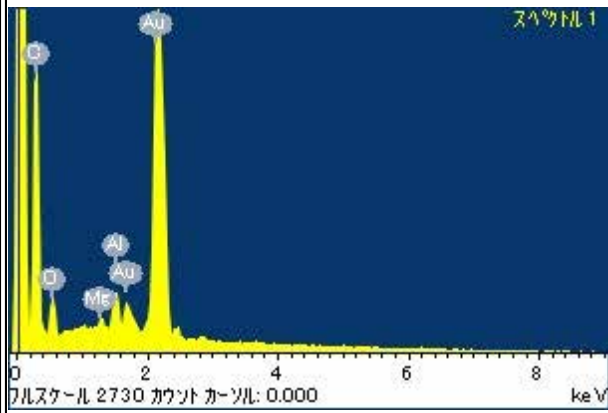
# RB-CV-0080


Parent	Status	Date	Size	Transfer	Category	Phase	InitialAnalysis	label	References	Comment
-	Curation SG05e9	121205	83μm	BCV-base,SG05e9	3	(C,N,O),(C,O),Al,K,Si	SEM	-	-	-



RB-QD04-0001

Parent	Status	Date	Size	Transfer	Category	Phase	InitialAnalysis	label	References	Comment
-	Curation N2-SP3,petriDish8	111208	19µm	petriDish8	3	(C,N,O),C,ol,Al	SEM	-		-








## RB-QD04-0031

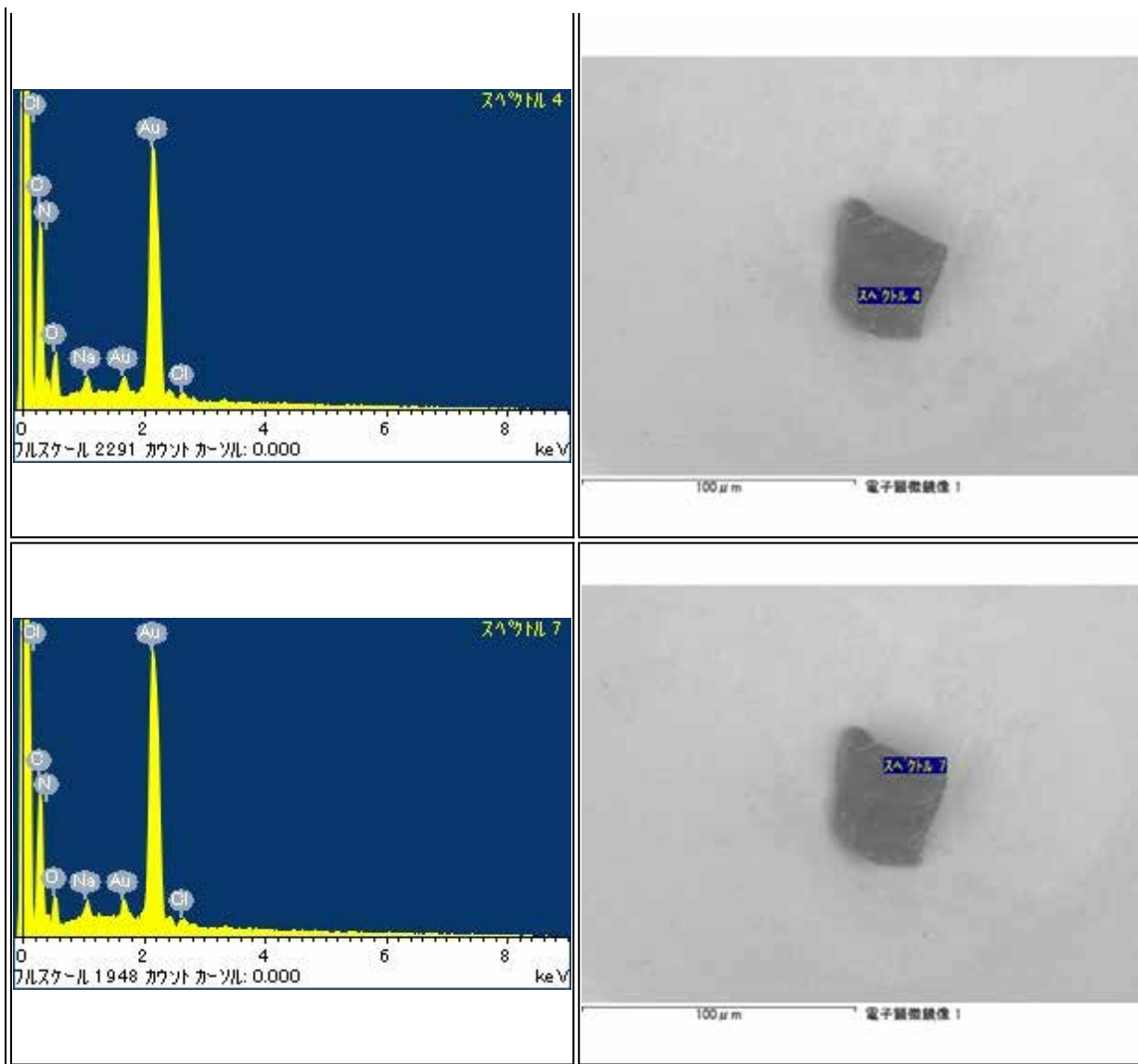
Parent	Status	Date	Size	Transfer	Category	Phase	InitialAnalysis	label	References	Comment
-	Curation SG05a8	120106	64μm	SG05a8	3	(C,O),Al	SEM	-		-



RB-QD04-0035

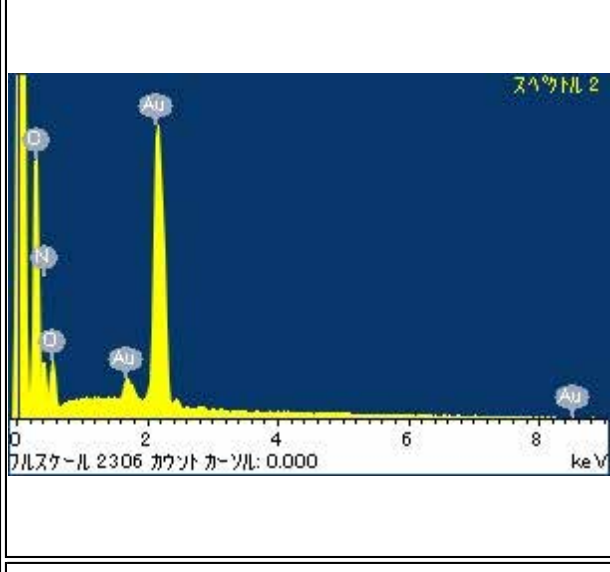
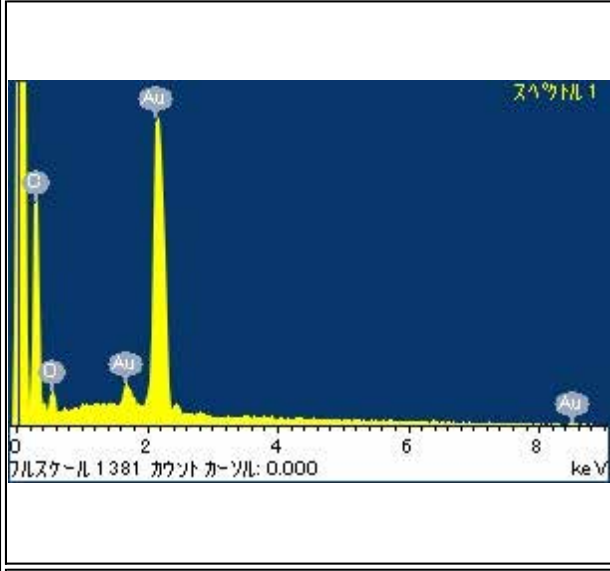
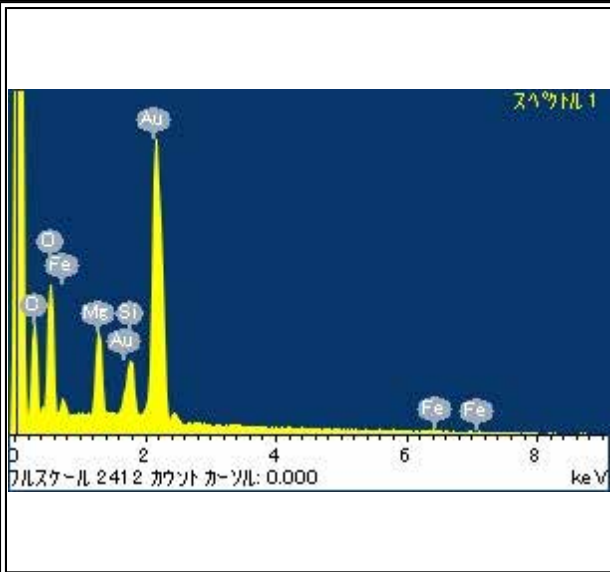
Parent	Status	Date	Size	Transfer	Category	Phase	InitialAnalysis	label	References	Comment
-	Curation SG05a9	120106	59μm	SG05a9	3	(C,N,O),NaCl,KCl	SEM	-		-


<p>スเปクトル 1</p> <p>フルスケール 2291 カウント カーツル: 0.000 keV</p>	<p>スペクトル 1</p> <p>100 μm 電子顕微鏡像 1</p>
<p>スペクトル 2</p> <p>フルスケール 2291 カウント カーツル: 0.000 keV</p>	<p>スペクトル 2</p> <p>100 μm 電子顕微鏡像 1</p>
<p>スเปクトル 3</p> <p>フルスケール 2291 カウント カーツル: 0.000 keV</p>	<p>スペクトル 3</p> <p>100 μm 電子顕微鏡像 1</p>



RB-QD04-0037-01


Parent	Status	Date	Size	Transfer	Category	Phase	InitialAnalysis	label	References	Comment
RB-QD04-0037	Curation SG05b0	120106	48μm	SG05b0	3	(C,N,O),(C,O),ol	SEM	-		-





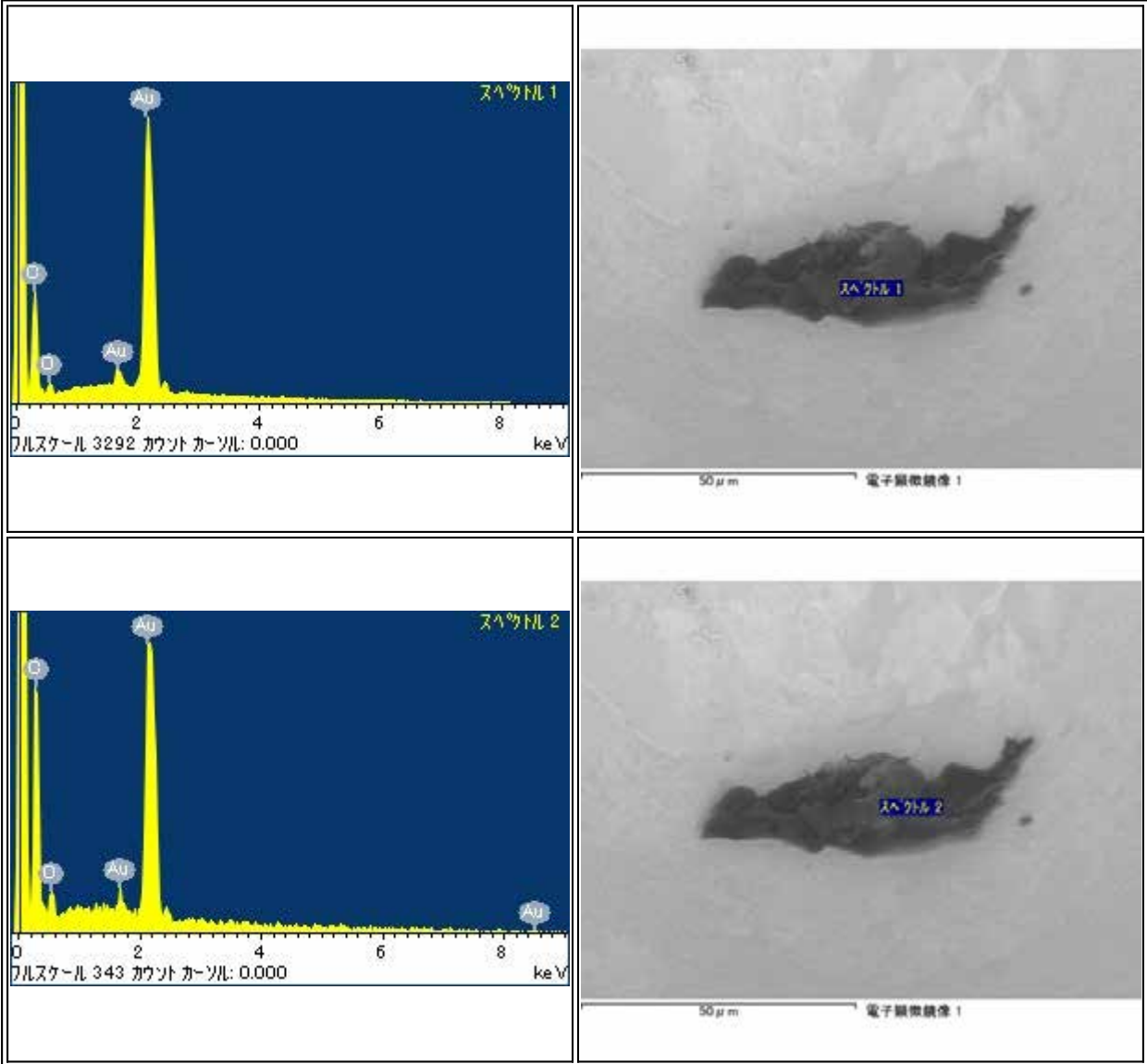
## RB-QD04-0037-03

Parent	Status	Date	Size	Transfer	Category	Phase	InitialAnalysis	label	References	Comment
RB-QD04-0037	Curation SG05b1	120106	15μm	SG05b1	3	(C,N,O)	SEM	-		divided into two pieces during manipulation



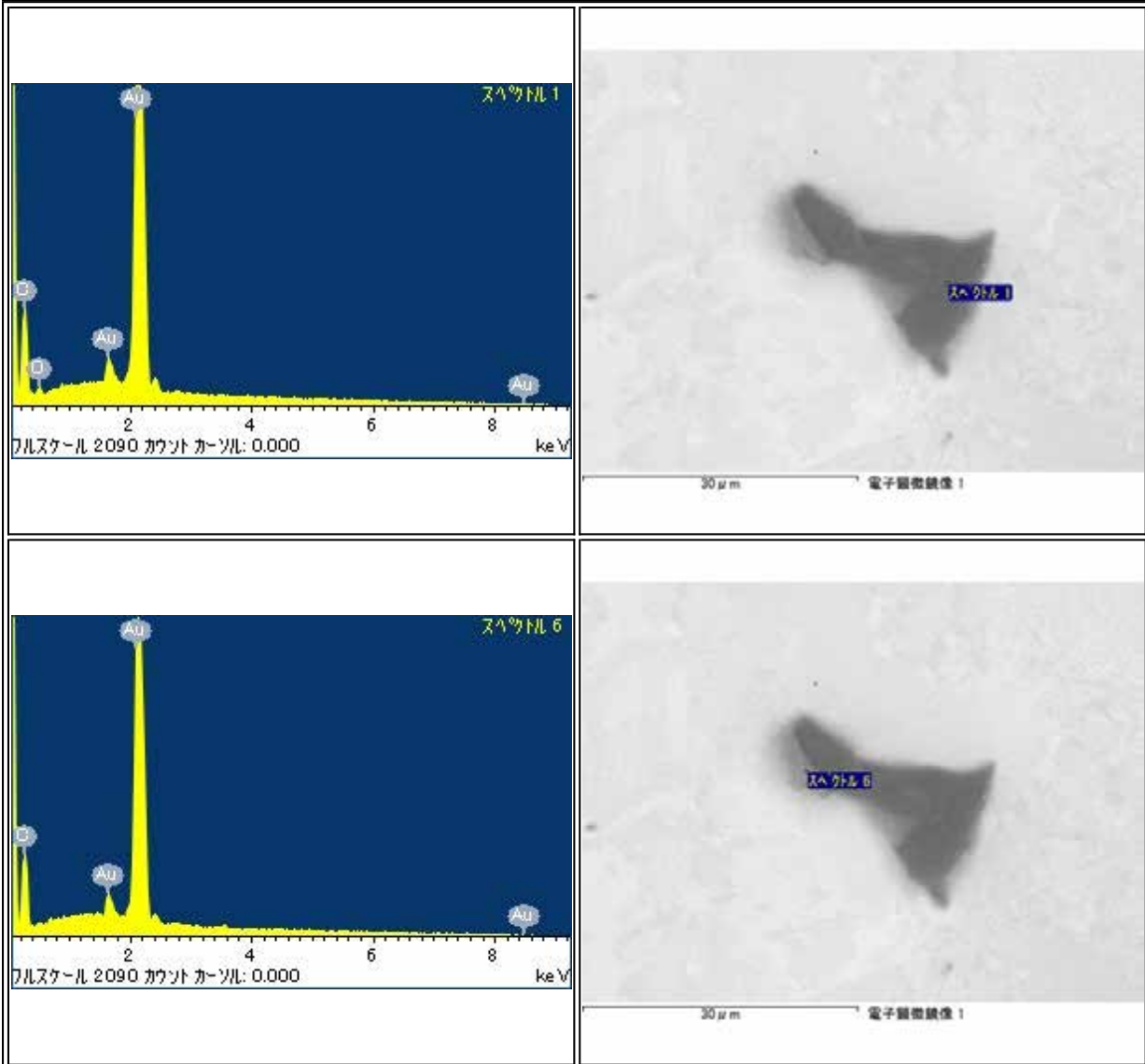
RB-QD04-0047

Parent	Status	Date	Size	Transfer	Category	Phase	InitialAnalysis	label	References	Comment
-	BROKEN		66µm	-	3	CO,C	-	-		broken into two pieces during handling



## RB-QD04-0047-02


Parent	Status	Date	Size	Transfer	Category	Phase	InitialAnalysis	label	References	Comment
RB-QD04-0047	Kochi CORE Center, pressed on Au plate	121121	28 $\mu$ m	E013,Au plate,Kochi CORE Center	3	(C,O),C	IA,No data	CAT3		-





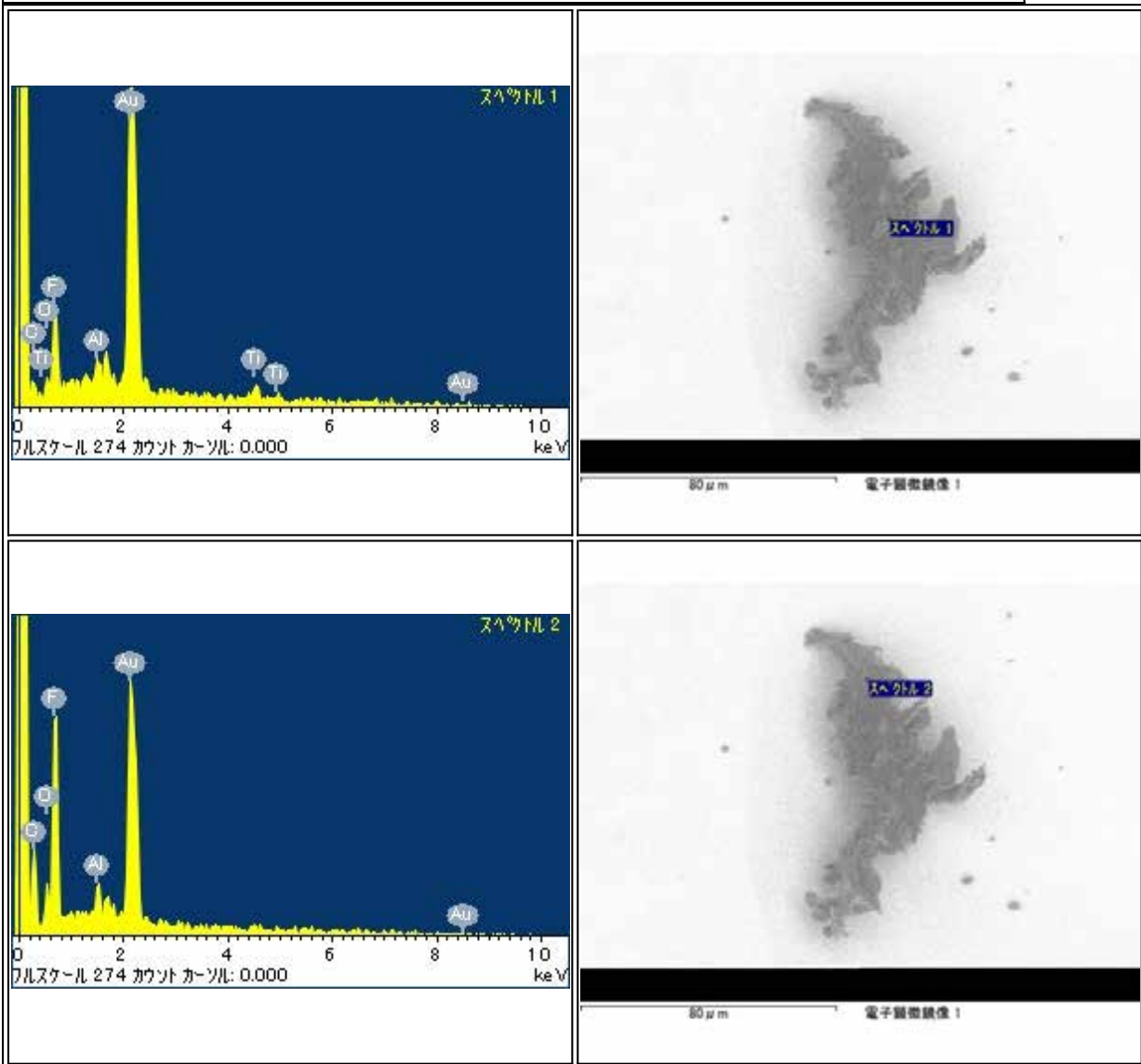
RB-QD04-0048

Parent	Status	Date	Size	Transfer	Category	Phase	InitialAnalysis	label	References	Comment
-	Curation SG05c5	120106	56µm	SG05c5	3	(C,O)	SEM	-		-



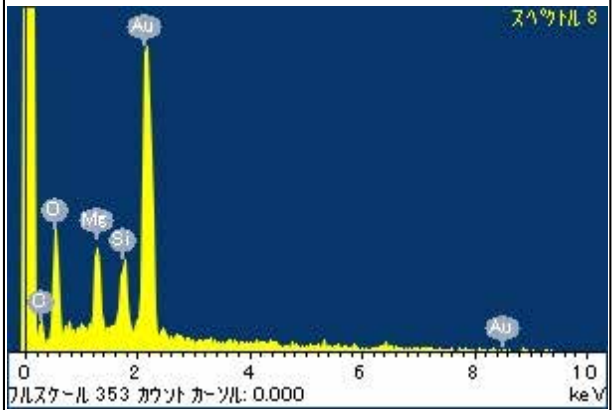

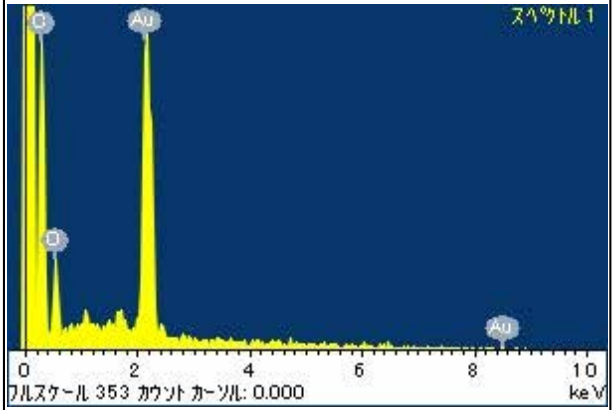

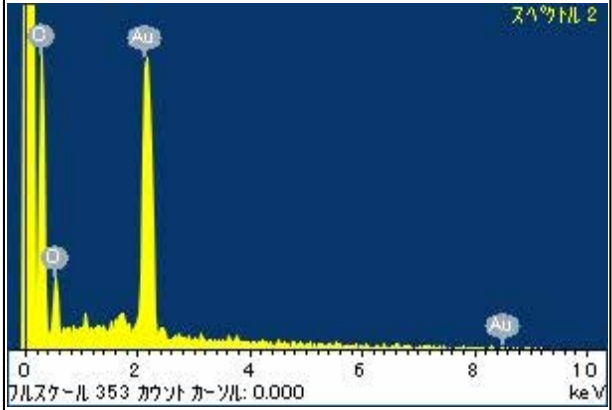
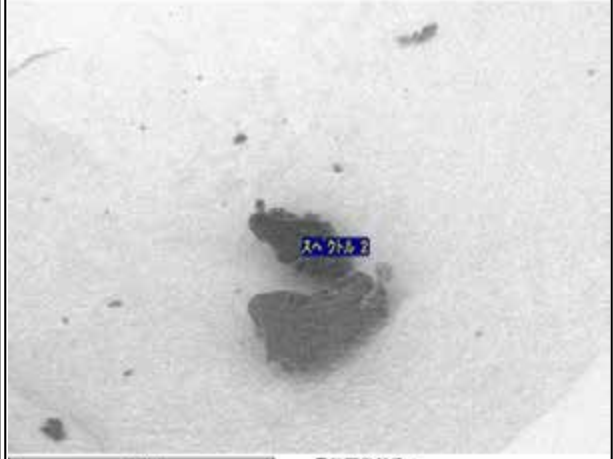
## RB-QD04-0052

Parent	Status	Date	Size	Transfer	Category	Phase	InitialAnalysis	label	References	Comment
-	Curation SG05c2	120412	96μm	SG05c2	3	(C,F,O),Al,Ti	SEM	-	-	-



RB-QD04-0078

Parent	Status	Date	Size	Transfer	Category	Phase	InitialAnalysis	label	References	Comment
-	Curation SG05d3	120517	19µm	SG05d3	3	(C,O),ol	SEM	-	-	-

Sample-Data List

41 samples [FDS Library](#) [Print All EDS](#)

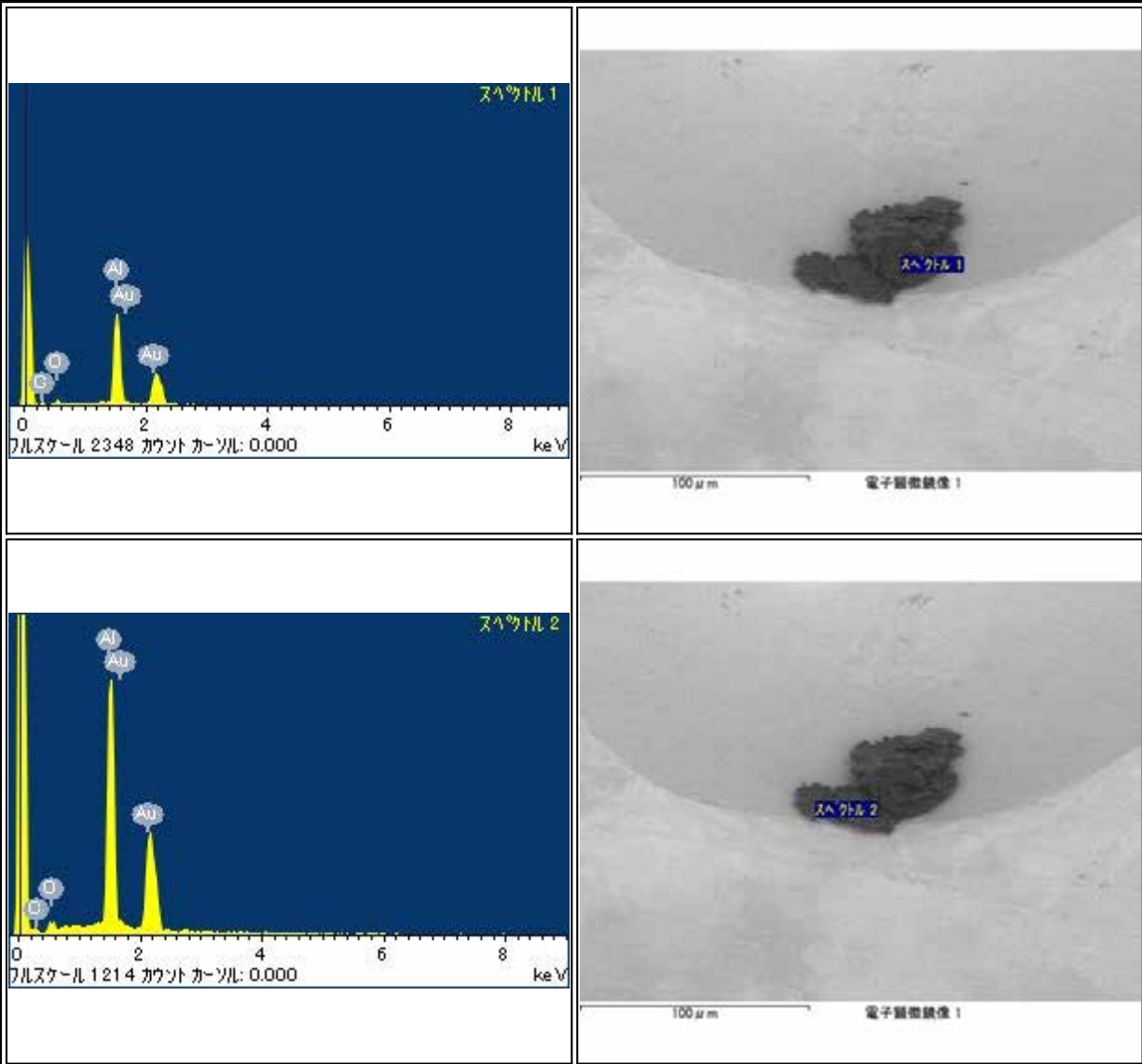
Parent	Status	Category
ID of the parent body before the breakup or division.	SG??xx: name of the slide glass sample holder (??) and address on the slide glass (xx) at curation facility (available) N2-SP?: name of the N2 desiccator storage at curation facility (available) DSL:G: dimple slide glass PS: polished section PB: potted butt of TEM mold UTS: Ultra thin section UM: Ultramicrotome FIB: Focused Ion Beam CONSUMED: consumed during initial analysis (not available) BROKEN: broken into several pieces unexpectedly (not available) DIVIDED: sliced or divided in initial analysis (not available) RENUMBERED: renumbered to another number (not available) (Others) provided to the initial analysis (currently not available)	1. particles showing only ferromagnesian silicate compositions 2. particles showing ferromagnesian silicate and other mineral such as metals, sulfides and oxides etc. 3. particles showing mainly carbon (not available) 4. particles possible artificial material compositions such as Al, quartz glass, stainless steel and etc. (not available)
Phase	Initial Analysis	label
Determined by SEM at Curation facility or determined by initial analysis (with [ ] ).  Abbreviations ol: olivine, lpx: low calcium pyroxene, hpx: high calcium pyroxene, pl: plagioclase, fld: feldspar, tr:troilite, ta: taenite, kam: kamacite, chm: chromite, cal: calcite, ap: apatite	Mitsuru Ebihara : INAA Fumio Kitajima : Raman,FT-IR,PEEM Hiroshi Naraoka : HPLC,TOF-SIMS Tomoki Nakamura :XRD,FE-SEM,FE-EPMA Takaaki Noguchi : TEM Koisuke Nagao : Noble-gas MS Akira Tsuchiyama : CT Hisayoshi Yurimoto : SIMS	IA : provided to Initial Analysis AO : provided to International AO NASA : provided to NASA AO PROTECT-S : not available because of size ( smaller equal 10 μm) PROTECT-B : not available because of size ( larger equal 100 μm)

Sample name	Parent	Status	Date	Size	Transfer	Category	Phase	InitialAnalysis	label	References	Comment	Dir list	toAu	SEM\$	toSG	toICF	returnSamplecheck	
<a href="#">Extra-0009</a>	-	Curation SG03d6	110408	80μm	SG03d6	4	Al	SEM	EXTRA		recognized by SEM observation	20110406(Au03SEM) 20110408(Au03toSG03)	-	2011.04.06	2011.04.08	-	-	
<a href="#">Extra-0023</a>	-	Curation SG07b4b5	110901	71μm	SG07b4b5	4	SiO,Pt	SEM	EXTRA		found by SEM on slope of Au04 cap	20110627(Au04SEM) 20110901(Au04toSG07)	-	2011.06.27	2011.09.01	-	-	
<a href="#">Extra-0042</a>	-	Curation SG07c4	120904	31μm	BCV	4	Fe,Zn	SEM	EXTRA			20120831(toAu10) 20120903(Au10_SEM) 20120904(toSG07)	2012.08.31	2012.09.03	2012.09.04	-	-	
<a href="#">Extra-0043</a>	-	Curation SG07c5	120904	9μm	BCV	4	Fe,Zn	SEM	EXTRA			20120831(toAu10) 20120903(Au10_SEM) 20120904(toSG07)	2012.08.31	2012.09.03	2012.09.04	-	-	
<a href="#">RA-OD02-0040-02</a>	-	Curation SG01h7	110106	50μm	Curation	4	Al	-	-		separated	20101226(SEM) 20101227(CuHolderToSG04) 20110106(SG04toSG01)	-	2010.12.26	2010.12.27	20110106	-	-
<a href="#">RA-OD02-0036</a>	-	Curation SG01h9	110112	100μm	Curation	4	Al	-	-			20110109(OD02toCuHolder_toAu) 20110111(RASEM) 20110112(CuHolderToSG04)	2011.01.09	2011.01.11	2011.01.12	-	-	
<a href="#">RA-OD02-0081</a>	-	Curation SG07b6	120131	50μm	SG03c0,SG07b6	4	Al,CFO	SEM	-		moved from SG03c0	20110215(OD02toSG03) 20111212(SG03map) 20120127(SG03toAu10) 20120130(Au10SEM) 20120131(Au10toSG130705)	2012.01.27	2012.01.30	2011.02.15 20120131	-	-	
<a href="#">RA-OD02-0083</a>	-	Curation SG07b5	120131	40μm	SG03c0,SG07b5	4	Al,CO	SEM	-		moved from SG03c2	20110215(OD02toSG03) 20111212(SG03map) 20120130(Au10SEM) 20120131(Au10toSG130705)	2012.01.30	2012.01.30	2011.02.15 20120131	-	-	
<a href="#">RA-OD02-0119</a>	-	Curation SG03e6	120515	37μm	SG03e6	4	SiO	SEM	-			20110425(OD02toAu03) 20110426(Au03SEM) 20110428(Au03toSG03) 20111212(SG03map)	2011.04.25	2011.04.26	2011.04.28	-	-	
<a href="#">RA-OD02-0122</a>	-	Curation SG03e8	120515	58μm	SG03e8	4	SiO	SEM	-			20110426(Au03SEM) 20110428(OD02toAu03) 20110428(Au03toSG03) 20111212(SG03map)	2011.04.26	2011.04.26	2011.04.28	-	-	
<a href="#">RA-OD02-0153</a>	-	Curation SG07a6	110902	50μm	SG07a6	4	Al	SEM	-			20110830(OD02toAu05) 20110901(Au05SEM) 20110902(Au05toSG07)	2011.08.30	2011.09.01	2011.09.02	-	-	
<a href="#">RA-OD02-0166</a>	-	Curation SG07a7	120106	54μm	SG07a7	4	Al	SEM	-			20110908(OD02toAu05) 20110912(Au05SEM) 20110914(Au05toSG07)	2011.09.08	2011.09.12	2011.09.14	-	-	
<a href="#">RA-OD02-0172</a>	-	Curation SG07a8	120106	35μm	SG07a8	4	SiO	SEM	-			20110920(OD02toAu05) 20110926(Au05SEM) 20110928(Au05toSG07)	2011.09.20	2011.09.26	2011.09.28	-	-	
<a href="#">RA-OD02-0212</a>	-	Curation SG07a9	120106	58μm	SG07a9	4	SiO	SEM	-			20111013(Au07SEM) 20111013(OD02toAu07) 20111017(Au07toSG07)	2011.10.13	2011.10.13	2011.10.17	-	-	
<a href="#">RA-OD02-0217</a>	-	Curation SG07b0	120106	50μm	SG07b0	4	Al,CFO	SEM	-			20111020(OD02toAu07) 20111031(Au07SEM) 20111104(Au07toSG07)	2011.10.20	2011.10.31	2011.11.04	-	-	
<a href="#">RA-OD02-0218</a>	-	Curation SG07b1	120106	57μm	SG07b1	4	Al	SEM	-			20111020(OD02toAu07) 20111031(Au07SEM) 20111104(Au07toSG07)	2011.10.20	2011.10.31	2011.11.04	-	-	
<a href="#">RA-OD02-0220</a>	-	Curation SG07b2	120106	67μm	SG07b2	4	Al	SEM	-			20111021(OD02toAu07) 20111031(Au07SEM) 20111104(Au07toSG07)	2011.10.21	2011.10.31	2011.11.04	-	-	
<a href="#">RA-OD02-0225</a>	-	Curation SG07c3	120106	42μm	SG07c3	4	Al	SEM	-			20111102(Au05SEM) 20111102(OD02toAu05) 20111129(Au05toSG07)	2011.11.02	2011.11.02	2011.11.29	-	-	
<a href="#">RA-OD02-0227</a>	-	Curation SG07b2	120106	62μm	SG07b2	4	Al	SEM	-			20111102(Au05SEM) 20111102(OD02toAu05) 20111129(Au05toSG07)	2011.11.02	2011.11.02	2011.11.29	-	-	
<a href="#">RA-OD02-0233</a>	-	Curation SG07b3	120106	19μm	SG07b3	4	Al	SEM	-			20111107(OD02toAu07) 20111108(Au07SEM) 20111130(Au07toSG07)	2011.11.07	2011.11.08	2011.11.30	-	-	
<a href="#">RA-OD02-0255</a>	-	Curation SG07c1	120622	186μm	SG07c1	4	Al	SEM	-			20120621(Au10SEM) 20120621(OD02toAu10) 20120622(Au10toSG07)	2012.06.21	2012.06.21	2012.06.22	-	-	
<a href="#">RB-CV-0018</a>	-	Curation SG07c7	121016	88.5μm	SG07c7	4	Al,(C,O)	SEM	-			20121005(RBcovertoAu11) 20121010(Au11_SEM) 20121017(toSG07)	2012.10.05	2012.10.10	2012.10.17	-	-	
<a href="#">RB-CV-0042</a>	-	Curation SG07c8	121115	56μm	BCV-coupon,SG07c8	4	Al	SEM	-			20121108(toAu11) 20121109(Au11_SEM) 20121115(toSG07)	2012.11.08	2012.11.09	2012.11.15	-	-	
<a href="#">RB-CV-0046</a>	-	Curation SG07c9	121115	71μm	BCV-coupon,SG07c9	4	Al,ol	SEM	-			20121108(toAu11) 20121112(Au11_SEM) 20121115(toSG07)	2012.11.08	2012.11.12	2012.11.15	-	-	
<a href="#">RB-CV-0048</a>	-	Curation SG07d0	121115	77μm	BCV-coupon,SG07d0	4	Al	SEM	-			20121108(toAu11) 20121112(Au11_SEM) 20121115(toSG07)	2012.11.08	2012.11.12	2012.11.15	-	-	
<a href="#">RB-CV-0054</a>	-	Curation SG07d1	121115	82μm	BCV-coupon,SG07d1	4	Al	SEM	-			20121109(toAu11) 20121112(Au11_SEM) 20121115(toSG07)	2012.11.09	2012.11.12	2012.11.15	-	-	
<a href="#">RB-CV-0056</a>	-	Curation SG07d4	121115	113μm	BCV-coupon,SG07d4	4	Al	SEM	-			20121109(toAu11) 20121112(Au11_SEM) 20121115(toSG07)	2012.11.09	2012.11.12	2012.11.15	-	-	
<a href="#">RB-CV-0057</a>	-	Curation SG07d2	121115	74μm	BCV-coupon,SG07d2	4	Al	SEM	-			20121109(toAu11) 20121112(Au11_SEM)	2012.11.09	2012.11.12	2012.11.15	-	-	




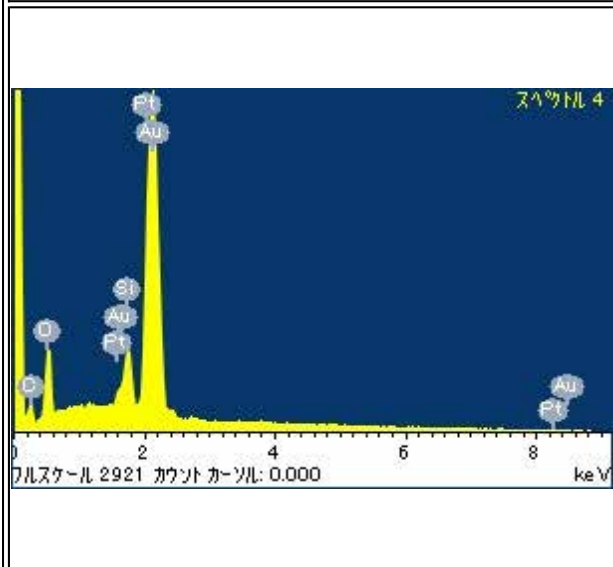
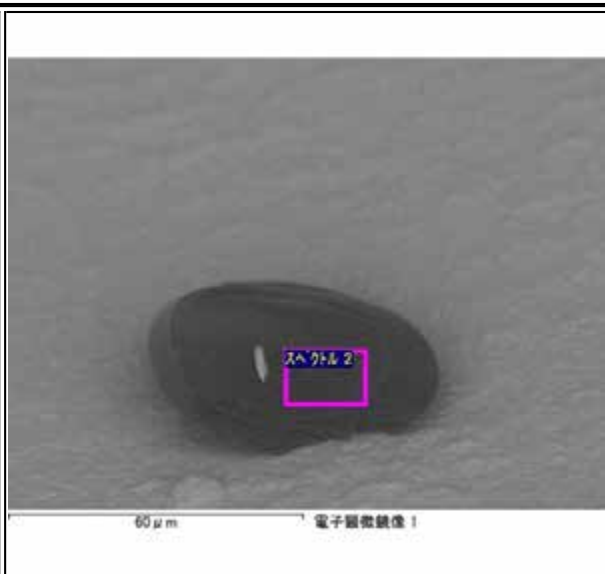
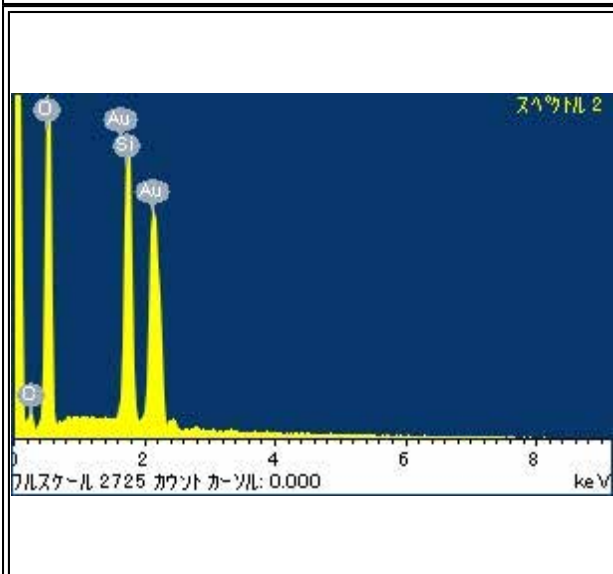
## Extra-0009

Parent	Status	Date	Size	Transfer	Category	Phase	InitialAnalysis	label	References	Comment
-	Curation SG03d6	110408	80μm	SG03d6	4	AI	SEM	EXTRA		recognized by SEM observation



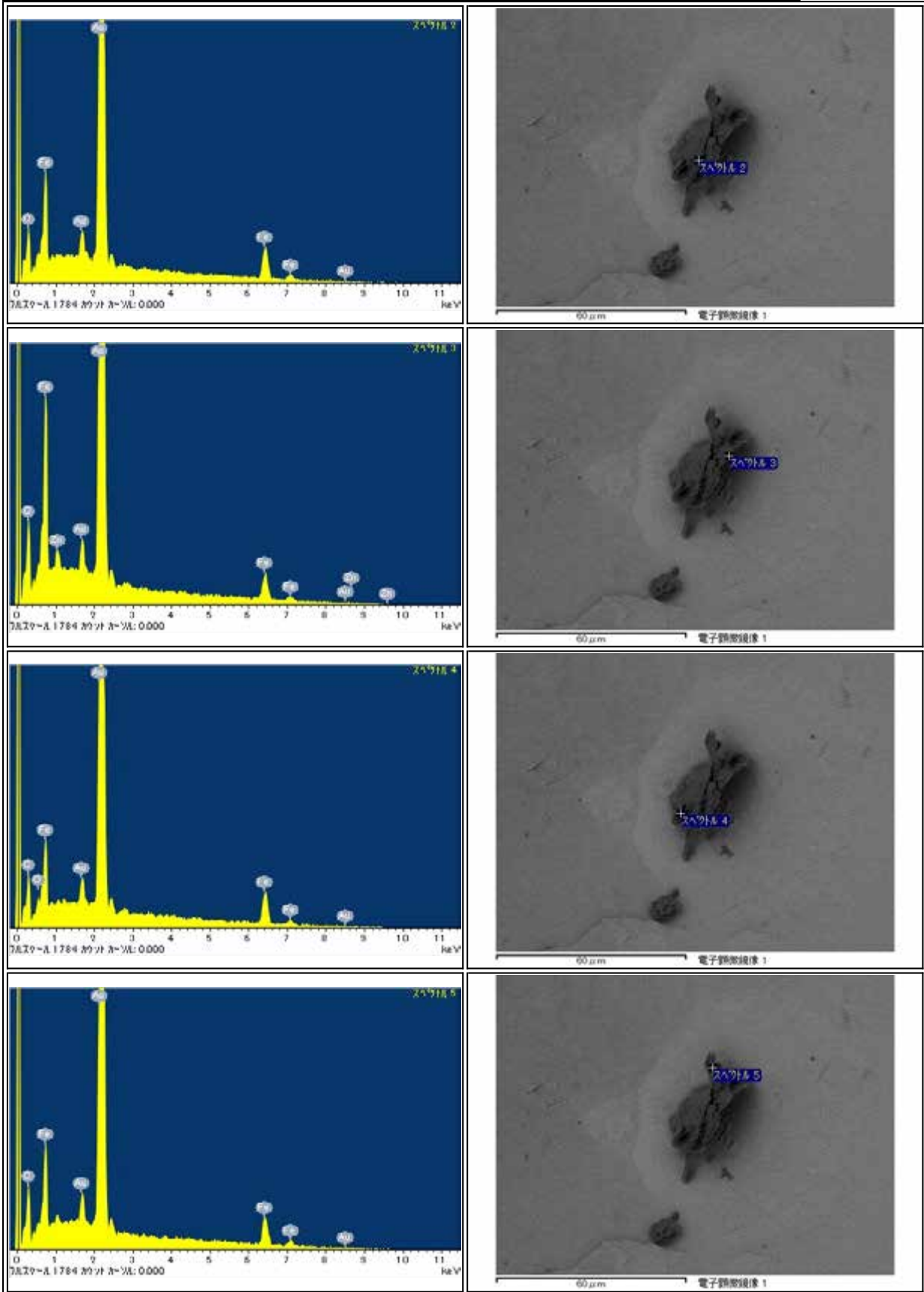
# Extra-0023

Parent	Status	Date	Size	Transfer	Category	Phase	InitialAnalysis	label	References	Comment
-	Curation SG07b4b5	110901	71μm	SG07b4b5	4	SiO <sub>2</sub> Pt	SEM	EXTRA		found by SEM on slope of Au04 cap



# Extra-0042

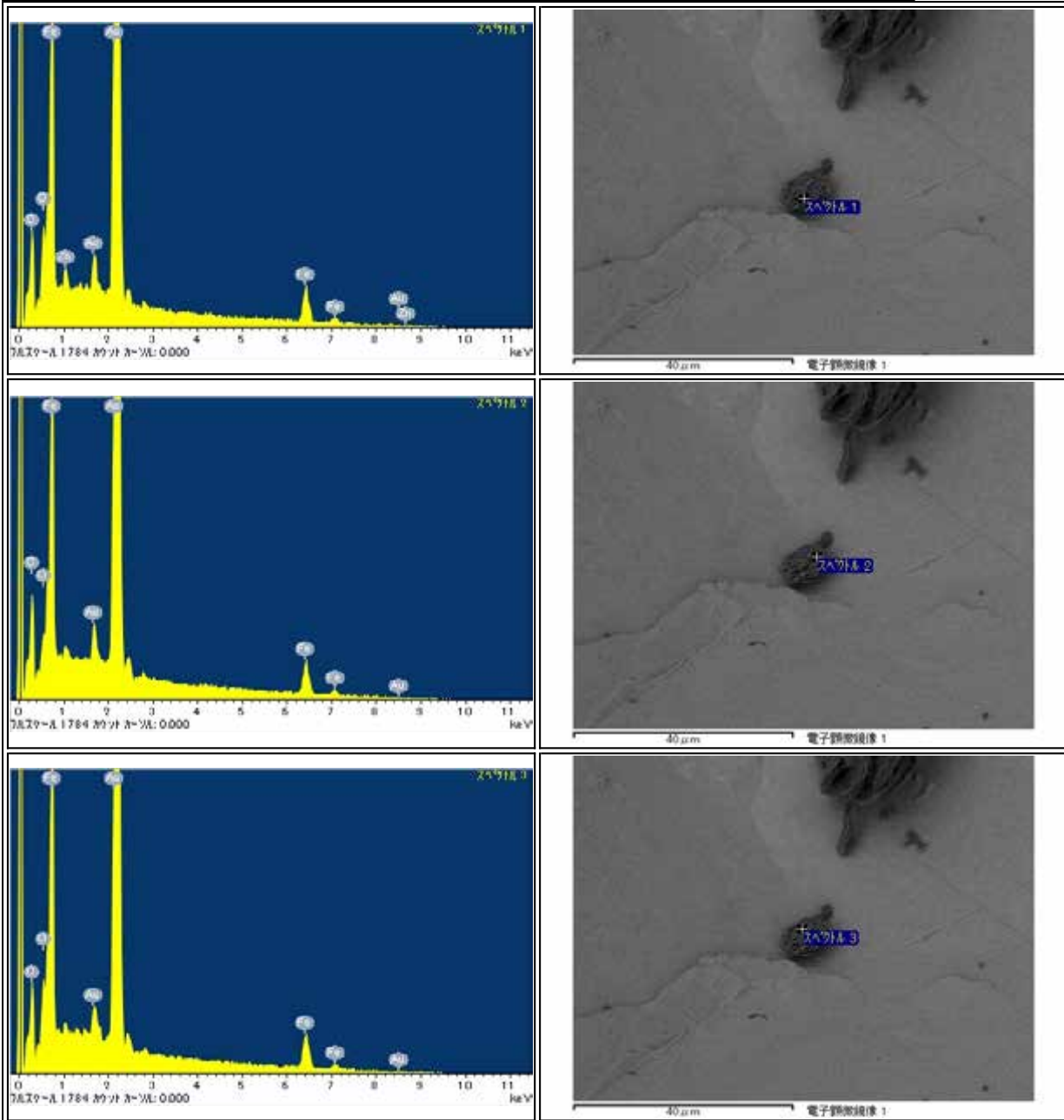
Parent	Status	Date	Size	Transfer	Category	Phase	InitialAnalysis	label	References	Comment
-	Curation SG07c4	120904	31µm	BCV	4	Fe,Zn	SEM	EXTRA	-	-






## Extra-0043

Parent	Status	Date	Size	Transfer	Category	Phase	InitialAnalysis	label	References	Comment
-	Curation SG07c5	120904	9 $\mu$ m	BCV	4	Fe,Zn	SEM	EXTRA	-	-




## RA-QD02-0040-02

Parent	Status	Date	Size	Transfer	Category	Phase	InitialAnalysis	label	References	Comment
-	Curation SG01h7	110106	50µm	Curation	4	Al	-	-	-	separated



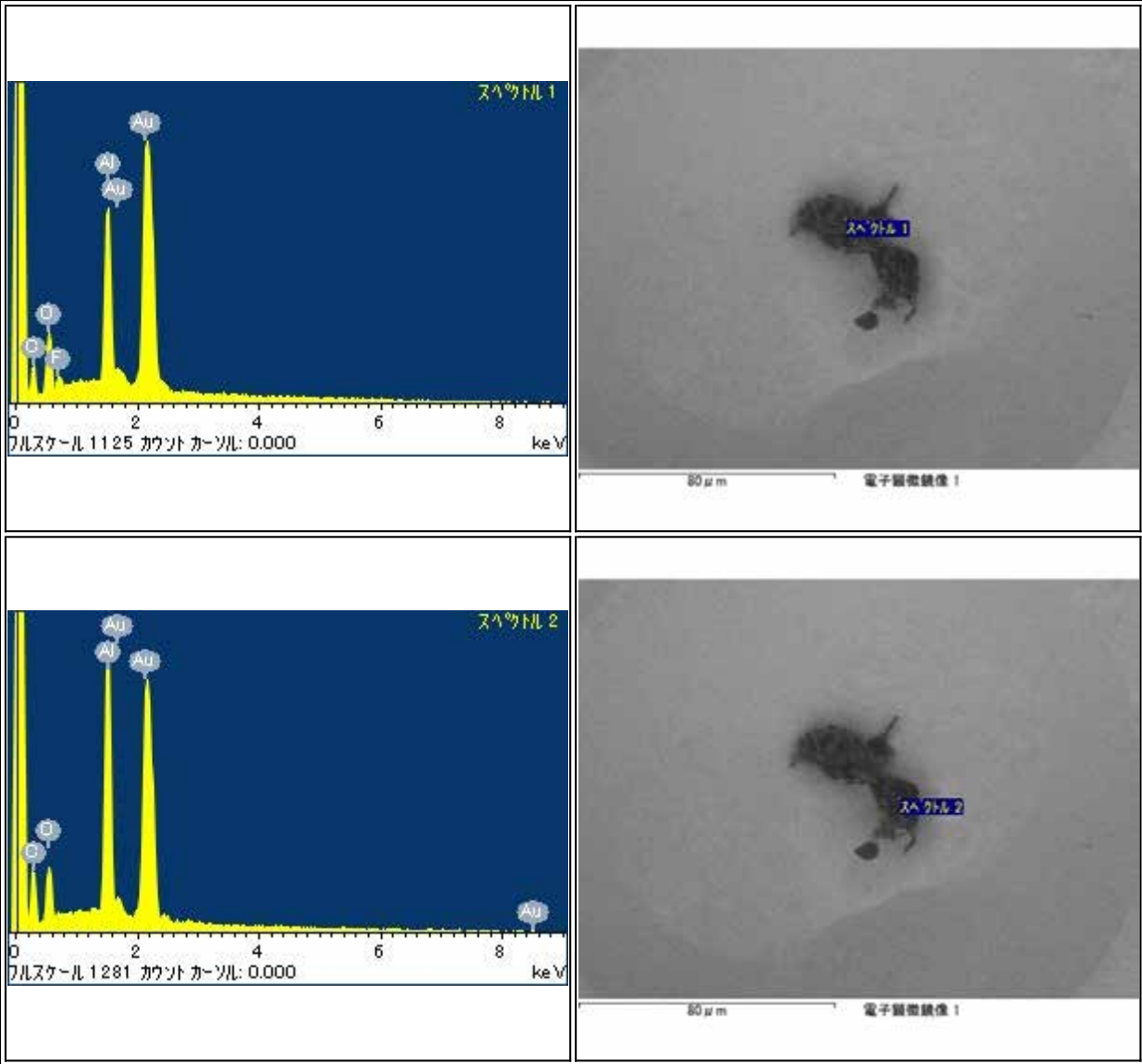
## RA-QD02-0046

Parent	Status	Date	Size	Transfer	Category	Phase	InitialAnalysis	label	References	Comment
-	Curation SG01h9	110112	100μm	Curation	4	Al	-	-		-



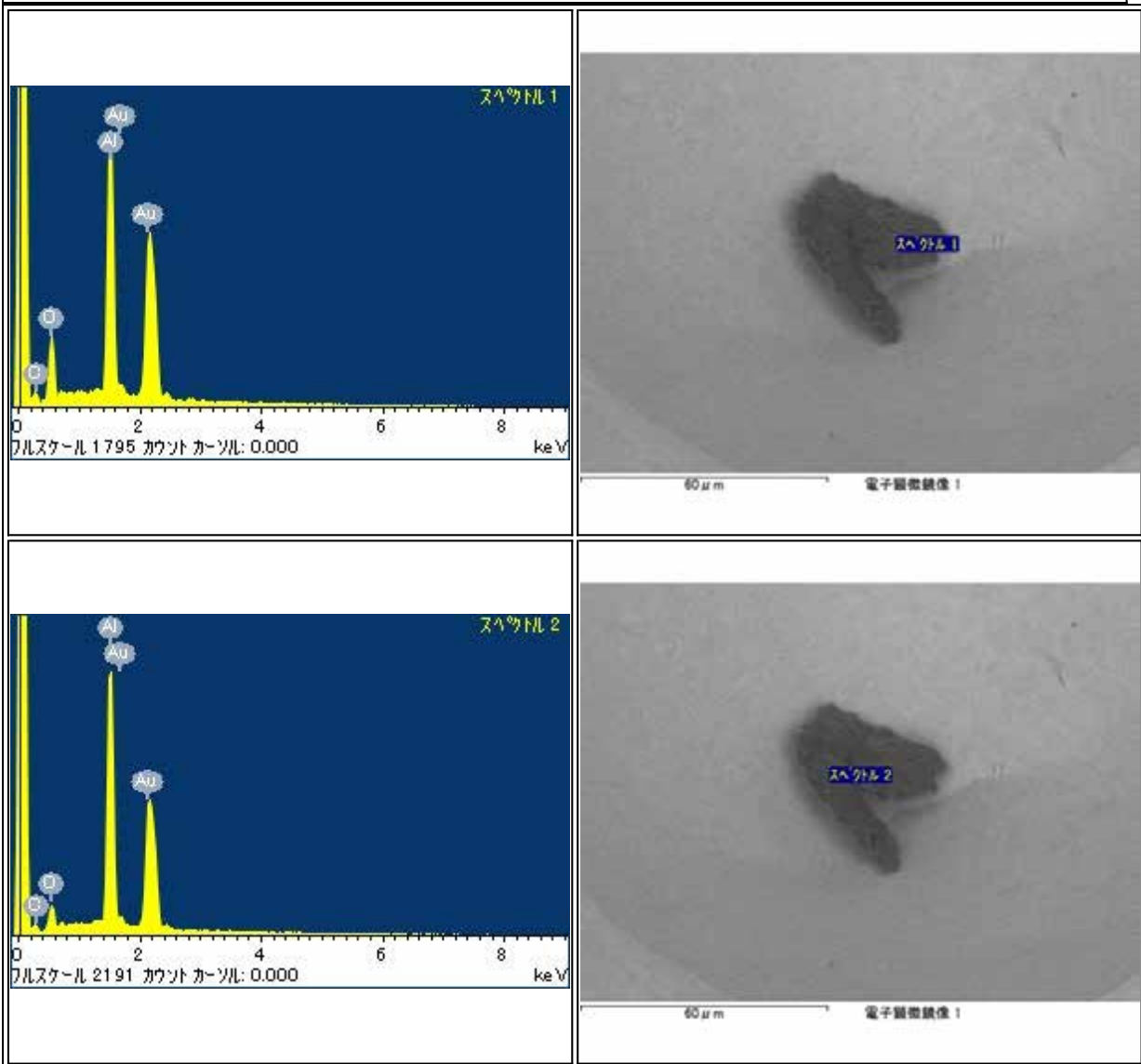
# RA-QD02-0081

Parent	Status	Date	Size	Transfer	Category	Phase	InitialAnalysis	label	References	Comment
-	Curation SG07b6	120131	50µm	SG03c0,SG07b6	4	Al,CFO	SEM	-		moved from SG03c0




## RA-QD02-0083

Parent	Status	Date	Size	Transfer	Category	Phase	InitialAnalysis	label	References	Comment
-	Curation SG07b5	120131	40μm	SG03c0,SG07b5	4	Al,CO	SEM	-		moved from SG03c2




# RA-QD02-0119

Parent	Status	Date	Size	Transfer	Category	Phase	InitialAnalysis	label	References	Comment
-	Curation SG03e6	120515	37µm	SG03e6	4	SiO	SEM	-	-	-



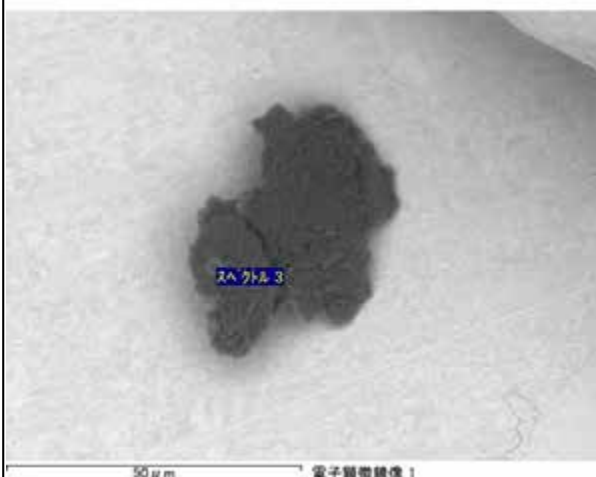
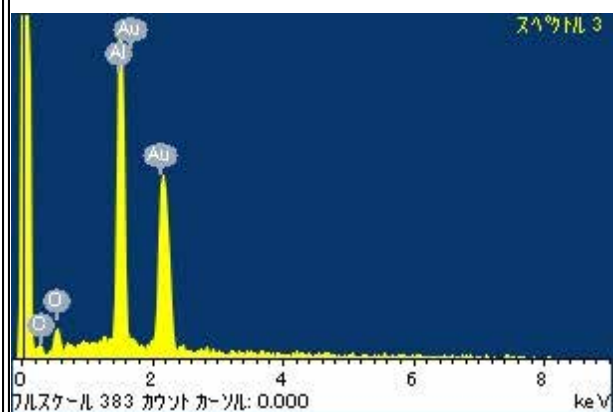
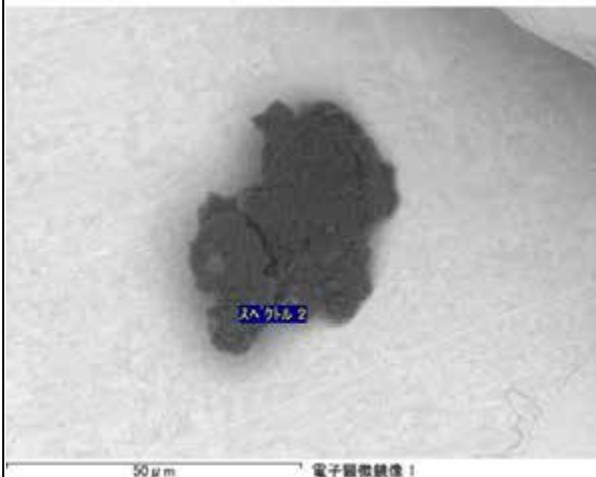
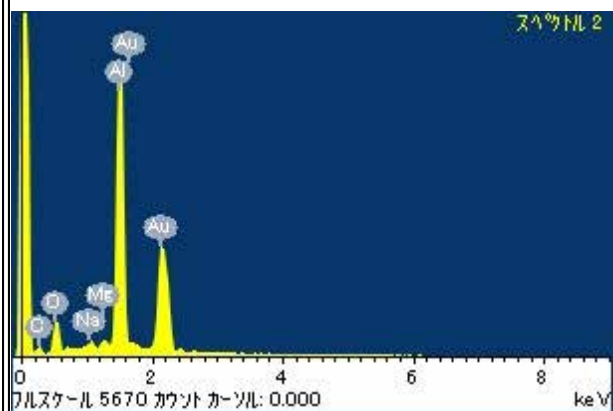
## RA-QD02-0122

Parent	Status	Date	Size	Transfer	Category	Phase	InitialAnalysis	label	References	Comment
-	Curation SG03e8	120515	58μm	SG03e8	4	SiO	SEM	-		-



# RA-QD02-0153

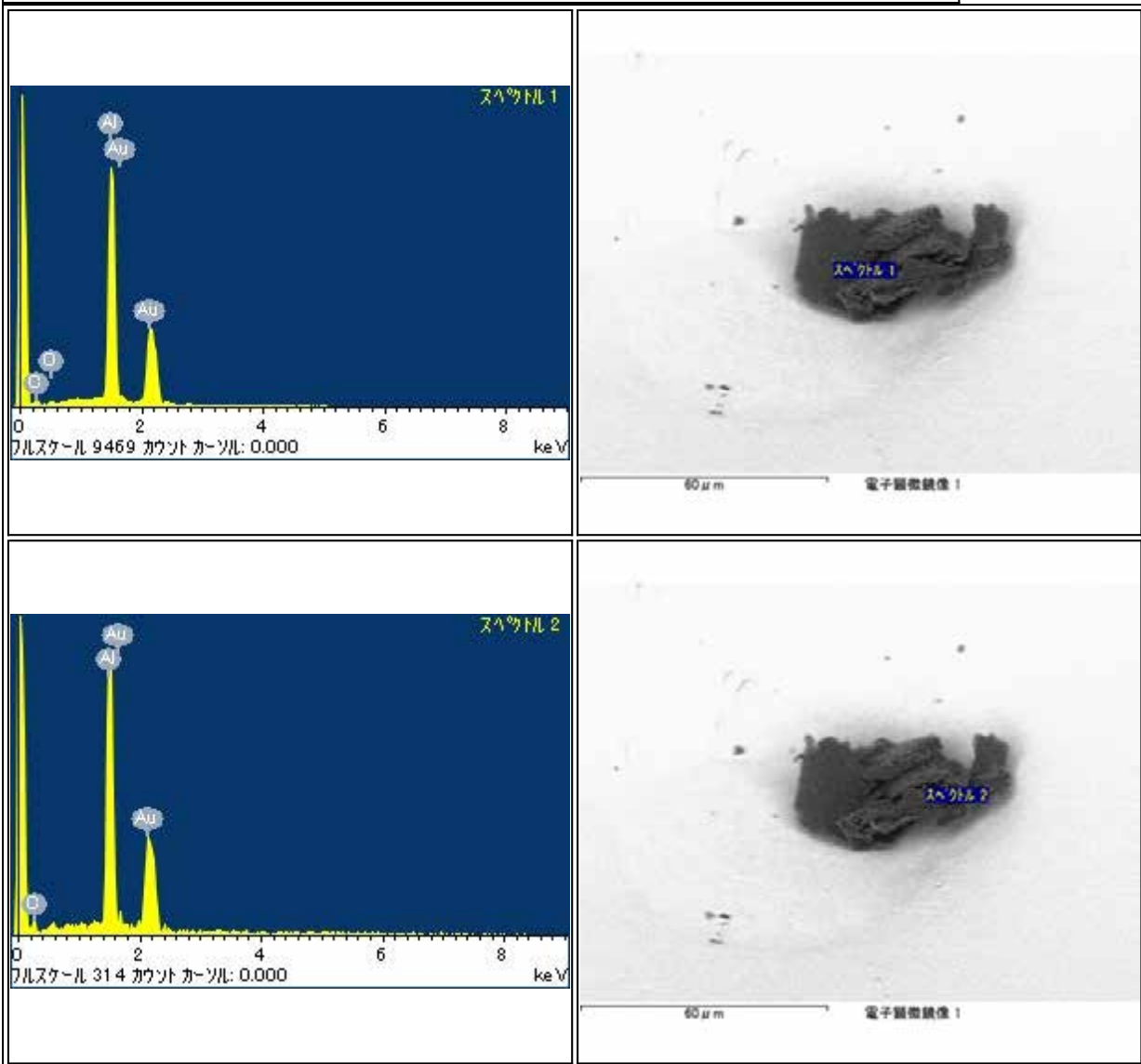
Parent	Status	Date	Size	Transfer	Category	Phase	InitialAnalysis	label	References	Comment
-	Curation SG07a6	110902	50µm	SG07a6	4	Al	SEM	-		-






## RA-QD02-0166

Parent	Status	Date	Size	Transfer	Category	Phase	InitialAnalysis	label	References	Comment
-	Curation SG07a7	120106	54μm	SG07a7	4	Al	SEM	-		-



# RA-QD02-0172

Parent	Status	Date	Size	Transfer	Category	Phase	InitialAnalysis	label	References	Comment
-	Curation SG07a8	120106	35µm	SG07a8	4	SiO	SEM	-		-



# RA-QD02-0212

Parent	Status	Date	Size	Transfer	Category	Phase	InitialAnalysis	label	References	Comment
-	Curation SG07a9	120106	58μm	SG07a9	4	SiO	SEM	-		-



RA-QD02-0217

Parent	Status	Date	Size	Transfer	Category	Phase	InitialAnalysis	label	References	Comment
-	Curation SG07b0	120106	50µm	SG07b0	4	Al,CFO	SEM	-	-	-

<p>スペクトル 1 フルスケール 3999 カウント カン道: 0.000 keV</p>	<p>70 µm 電子顕微鏡像 1</p>
<p>スペクトル 2 フルスケール 5017 カウント カン道: 0.000 keV</p>	<p>70 µm 電子顕微鏡像 1</p>
<p>スペクトル 3 フルスケール 5017 カウント カン道: 0.000 keV</p>	<p>70 µm 電子顕微鏡像 1</p>

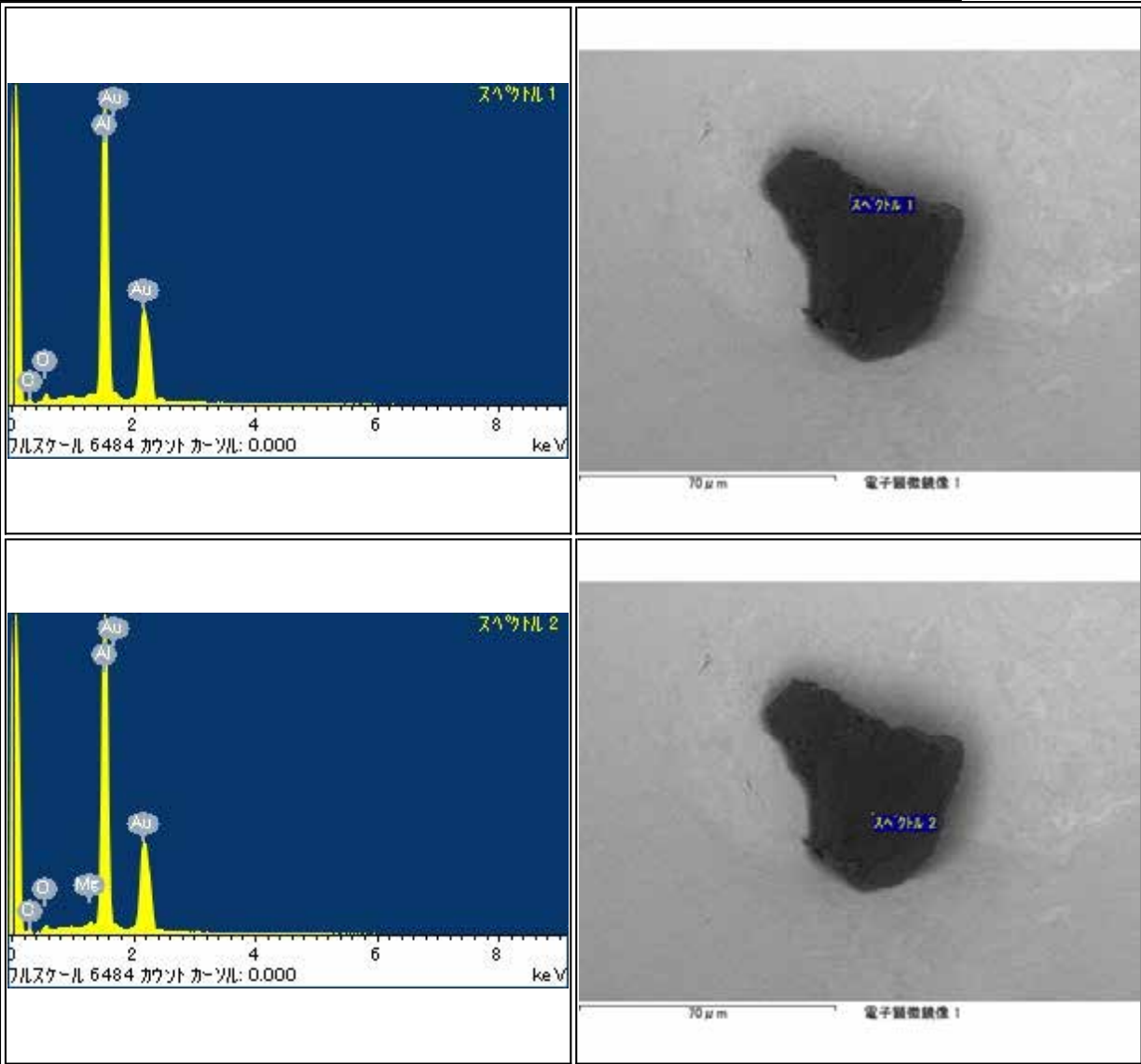
## RA-QD02-0218

Parent	Status	Date	Size	Transfer	Category	Phase	InitialAnalysis	label	References	Comment
-	Curation SG07b1	120106	57μm	SG07b1	4	Al	SEM	-		-



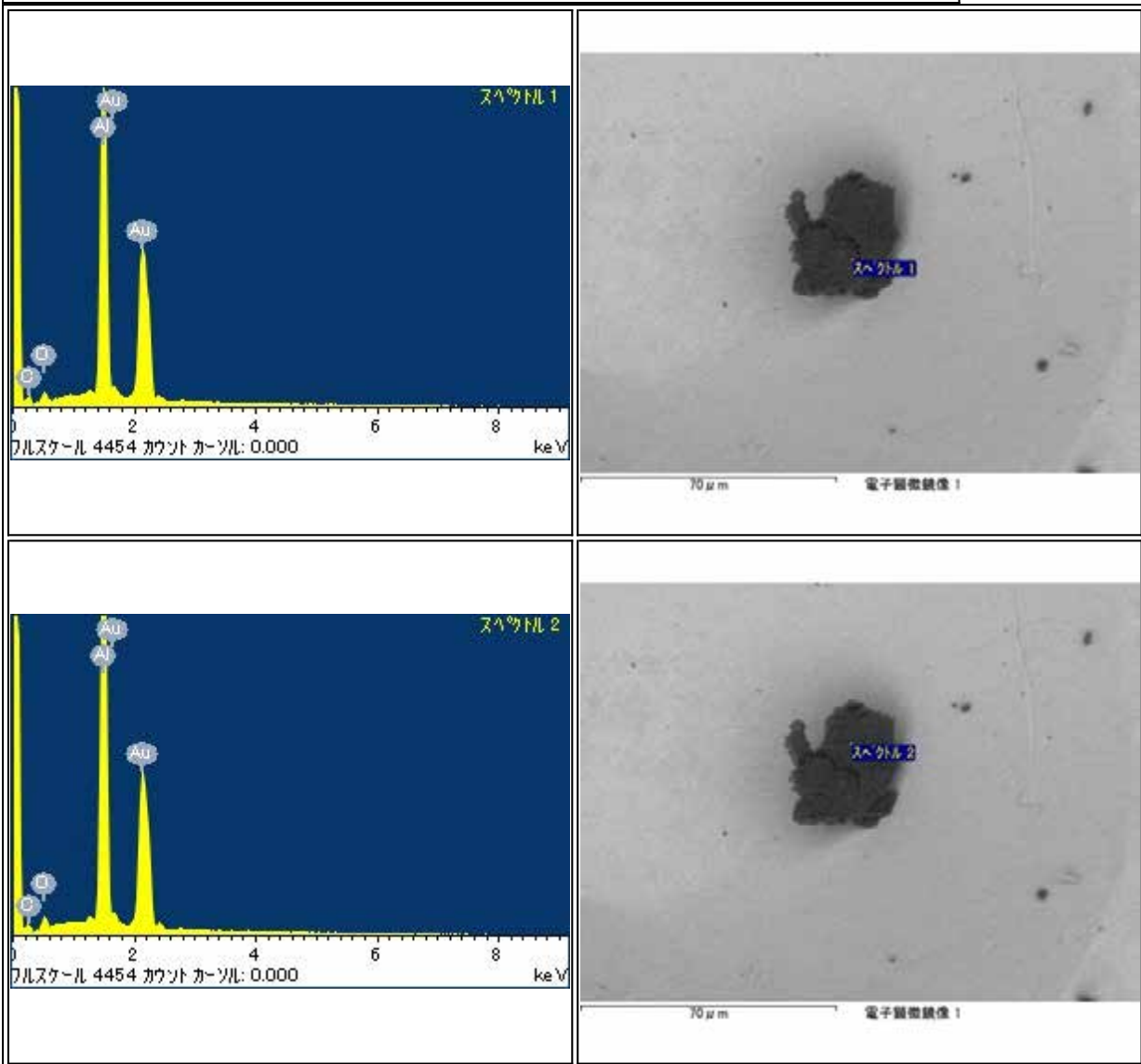
## RA-QD02-0220

Parent	Status	Date	Size	Transfer	Category	Phase	InitialAnalysis	label	References	Comment
-	Curation SG07b2	120106	67 $\mu$ m	SG07b2	4	Al	SEM	-		-



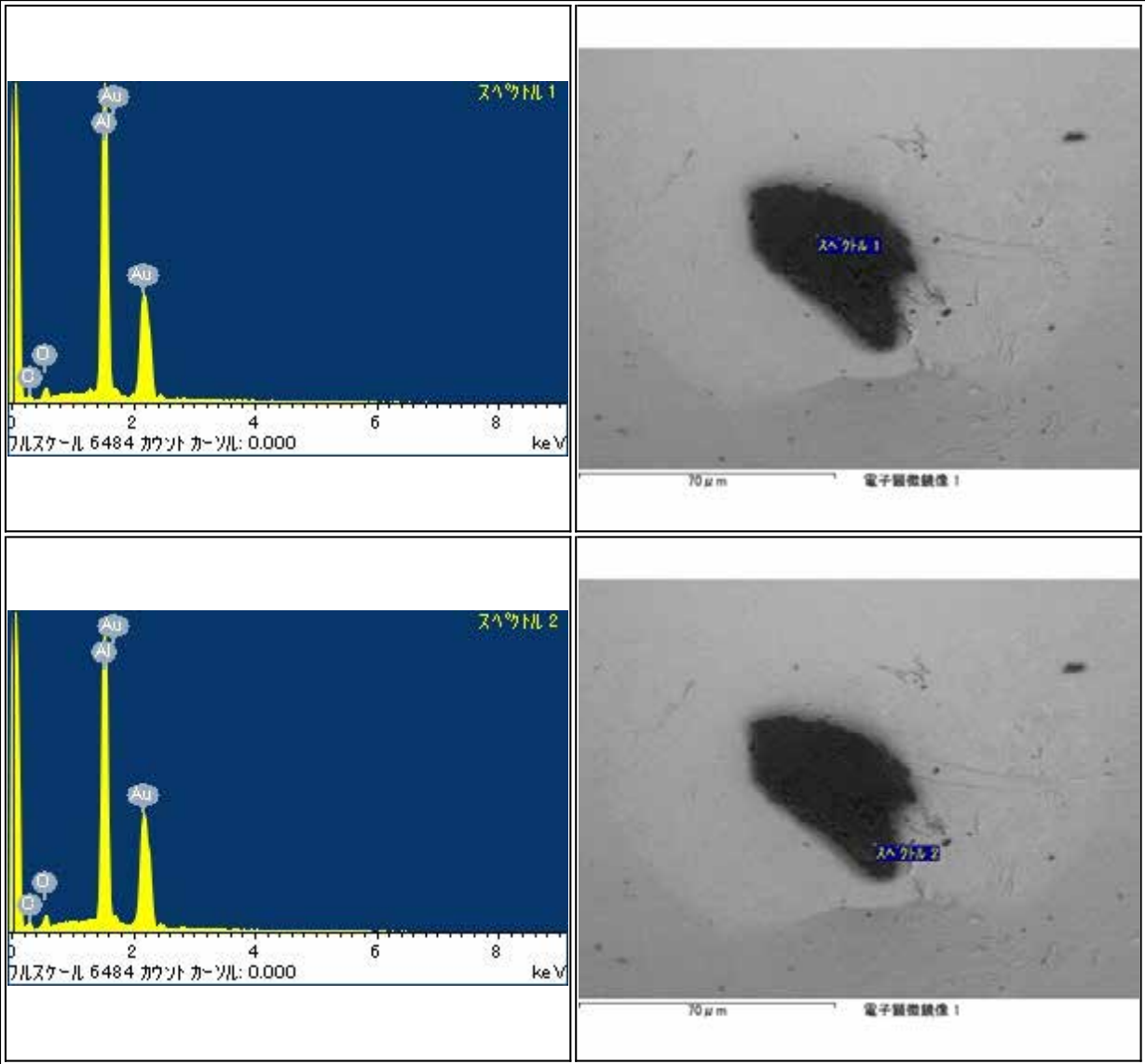
## RA-QD02-0225

Parent	Status	Date	Size	Transfer	Category	Phase	InitialAnalysis	label	References	Comment
-	Curation SG07c3	120106	42μm	SG07c3	4	Al	SEM	-		-



RA-QD02-0227


Parent	Status	Date	Size	Transfer	Category	Phase	InitialAnalysis	label	References	Comment
-	Curation SG07b2	120106	62μm	SG07b2	4	Al	SEM	-		-






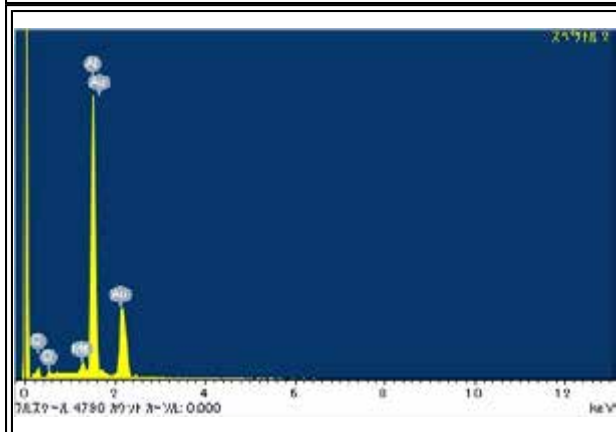
## RA-QD02-0233

Parent	Status	Date	Size	Transfer	Category	Phase	InitialAnalysis	label	References	Comment
-	Curation SG07b3	120106	19 $\mu$ m	SG07b3	4	Al	SEM	-		-




# RA-QD02-0255

Parent	Status	Date	Size	Transfer	Category	Phase	InitialAnalysis	label	References	Comment
-	Curation SG07c1	120622	186µm	SG07c1	4	A1	SEM	-	-	-




# RB-CV-0018

Parent	Status	Date	Size	Transfer	Category	Phase	InitialAnalysis	label	References	Comment
-	Curation SG07c7	121016	88.5μm	SG07c7	4	Al,(C,O)	SEM	-	-	-



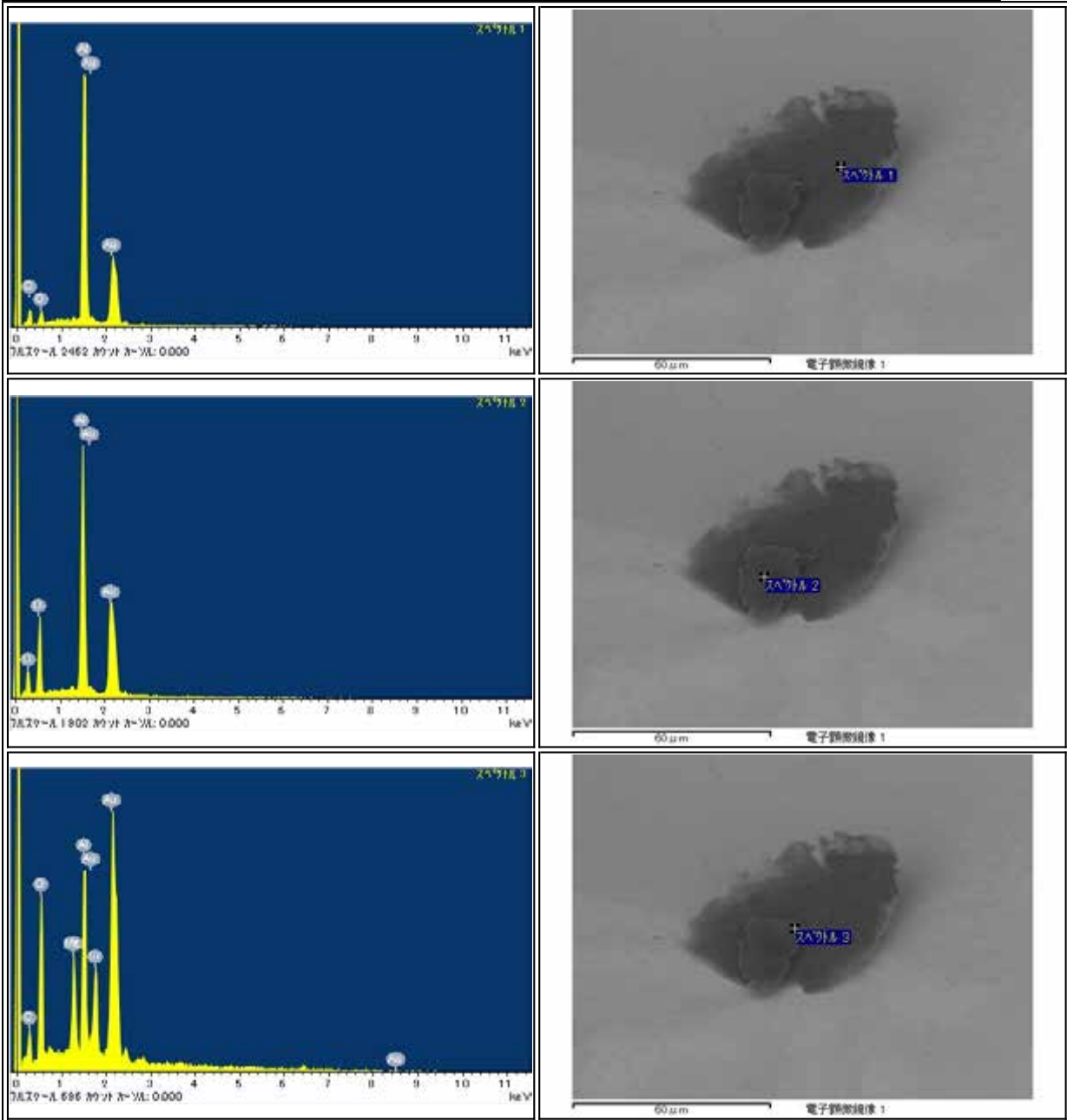
# RB-CV-0042

Parent	Status	Date	Size	Transfer	Category	Phase	InitialAnalysis	label	References	Comment
-	Curation SG07c8	121115	56μm	BCV-coupon,SG07c8	4	Al	SEM	-	-	-




# RB-CV-0046

Parent	Status	Date	Size	Transfer	Category	Phase	InitialAnalysis	label	References	Comment
-	Curation SG07c9	121115	71μm	BCV-coupon,SG07c9	4	Al,ol	SEM	-	-	-




# RB-CV-0048

Parent	Status	Date	Size	Transfer	Category	Phase	InitialAnalysis	label	References	Comment
-	Curation SG07d0	121115	77μm	BCV-coupon,SG07d0	4	Al	SEM	-	-	-



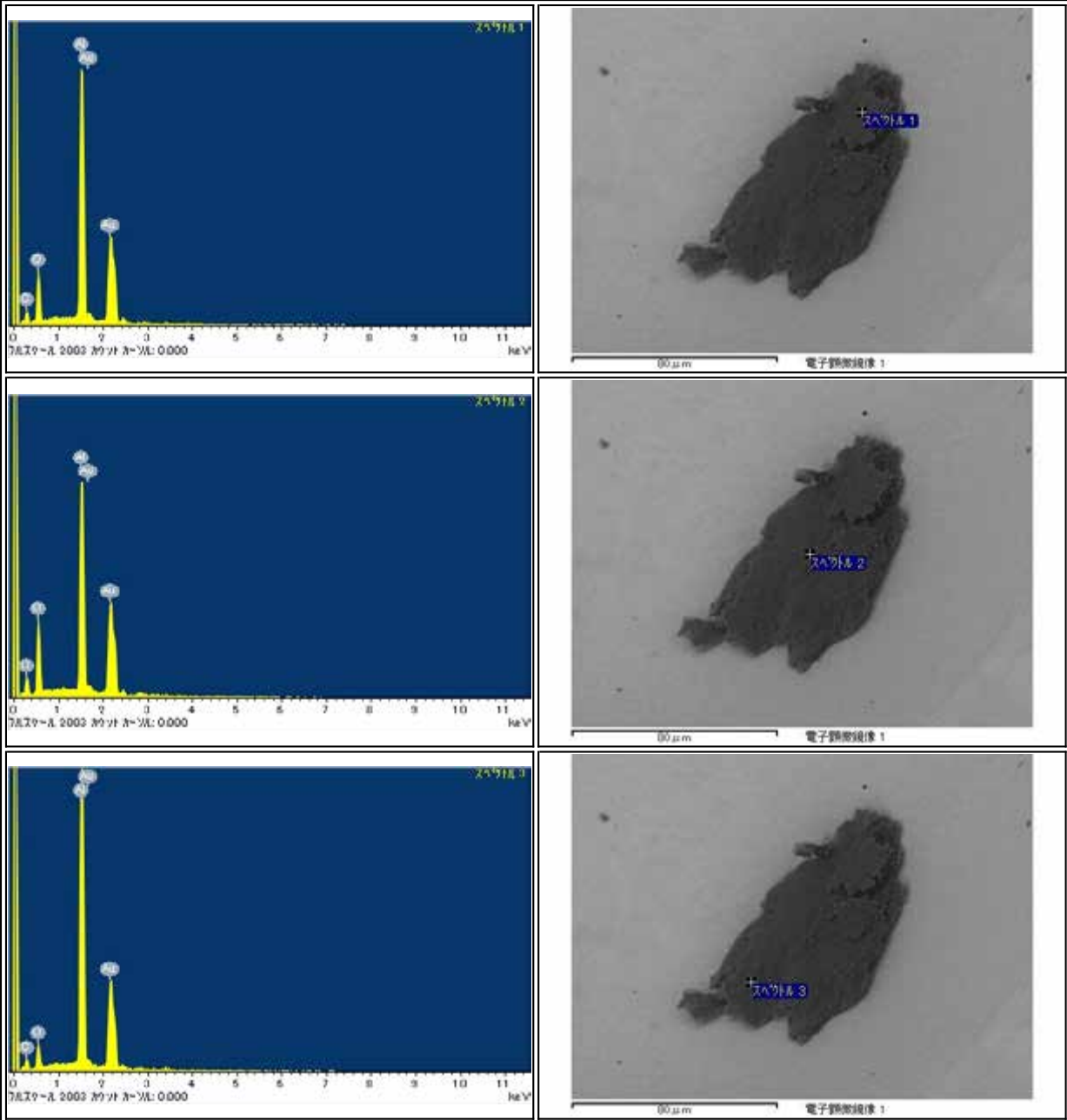
RB-CV-0054

Parent	Status	Date	Size	Transfer	Category	Phase	InitialAnalysis	label	References	Comment
-	Curation SG07d1	121115	82μm	BCV-coupon,SG07d1	4	Al	SEM	-	-	-



RB-CV-0056

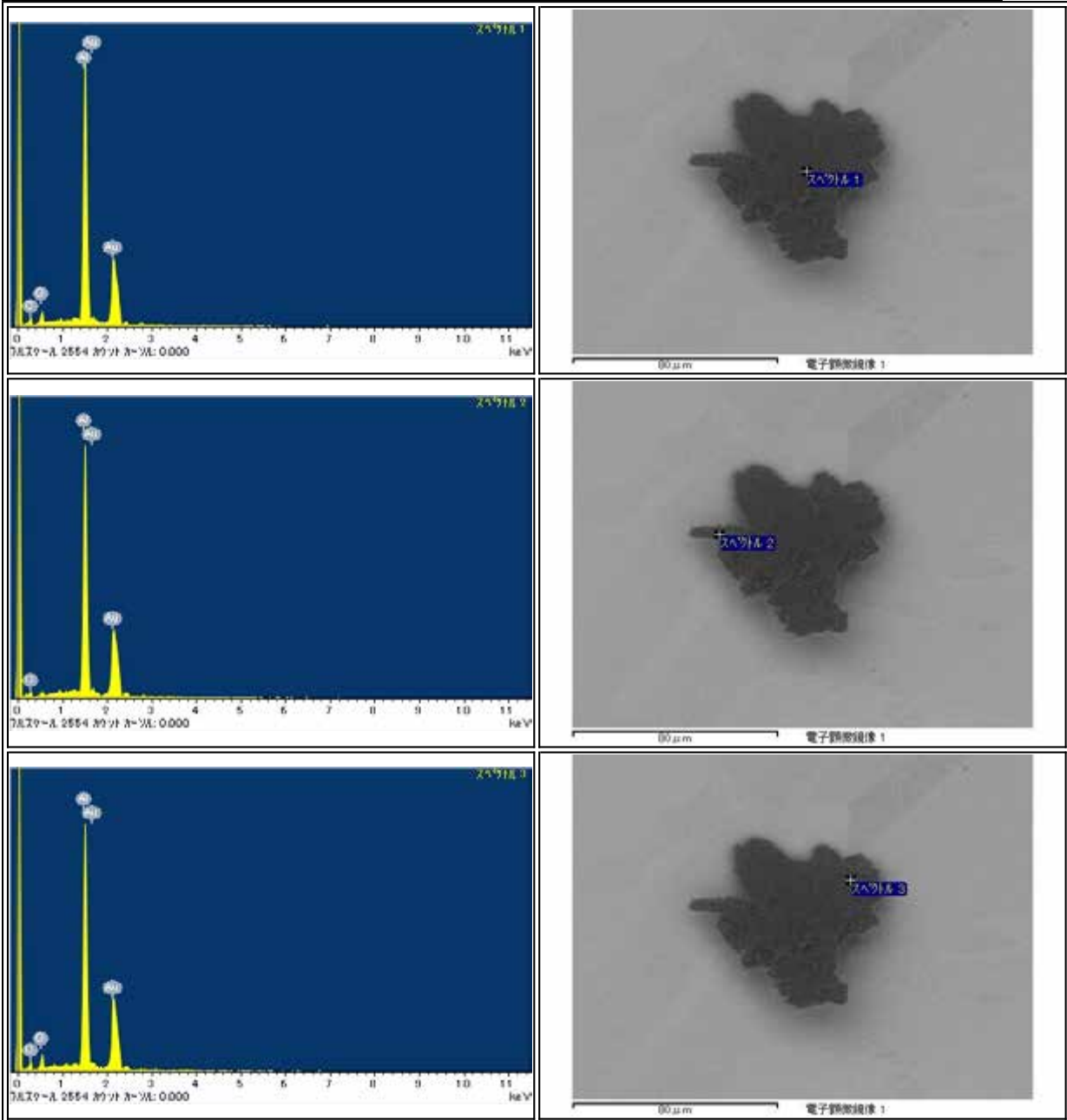
Parent	Status	Date	Size	Transfer	Category	Phase	InitialAnalysis	label	References	Comment
-	Curation SG07d4	121115	113µm	BCV-coupon,SG07d4	4	A1	SEM	-	-	-






# RB-CV-0057

Parent	Status	Date	Size	Transfer	Category	Phase	InitialAnalysis	label	References	Comment
-	Curation SG07d2	121115	74μm	BCV-coupon,SG07d2	4	Al	SEM	-	-	-



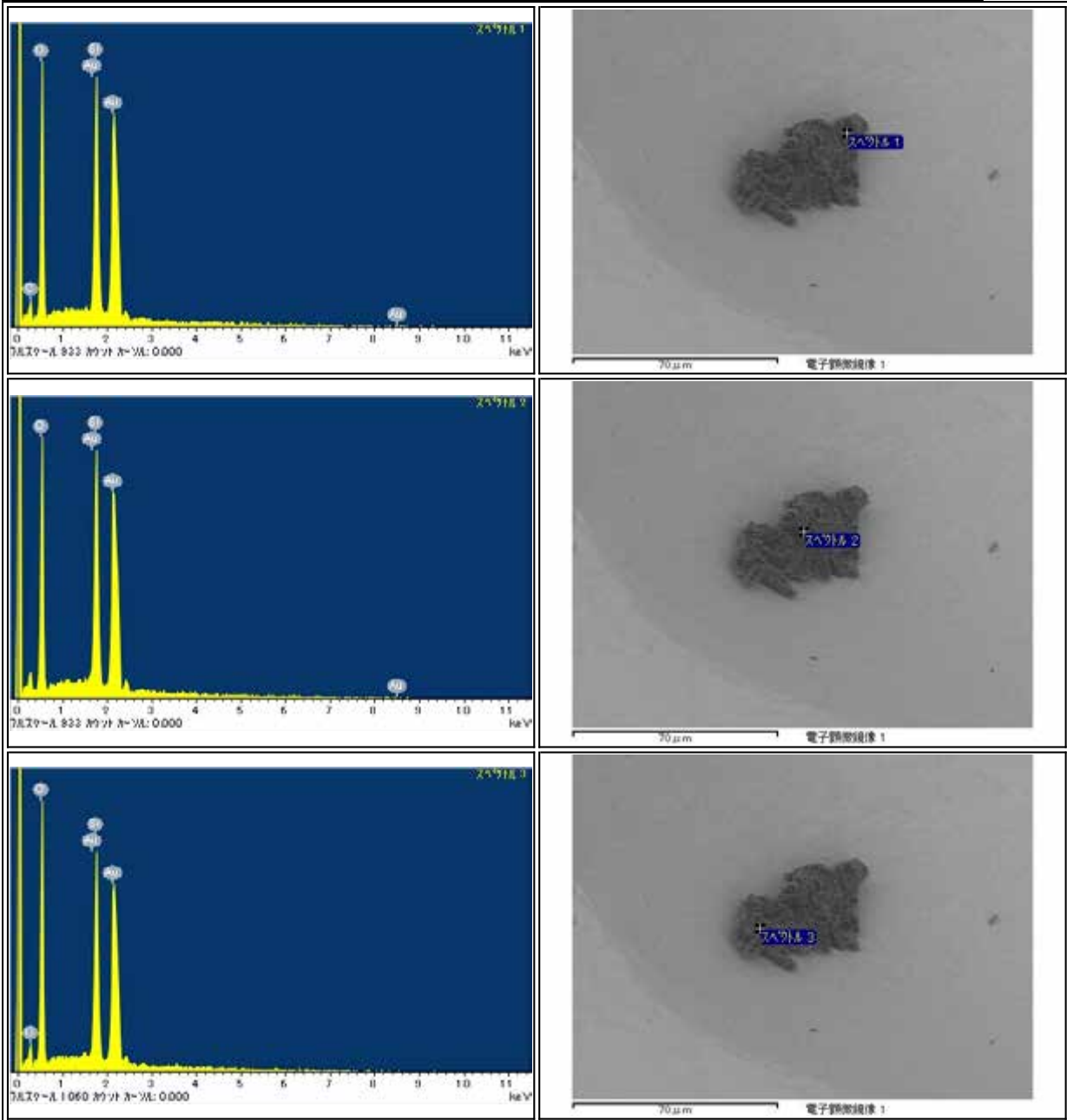
# RB-CV-0059

Parent	Status	Date	Size	Transfer	Category	Phase	InitialAnalysis	label	References	Comment
-	Curation SG07d3	121115	59μm	BCV-base,SG07d3	4	Al	SEM	-	-	-




# RB-CV-0067

Parent	Status	Date	Size	Transfer	Category	Phase	InitialAnalysis	label	References	Comment
-	Curation SG07d5	121204	61μm	BCV-base,SG07d5	4	(Si,O)	SEM	-	-	-



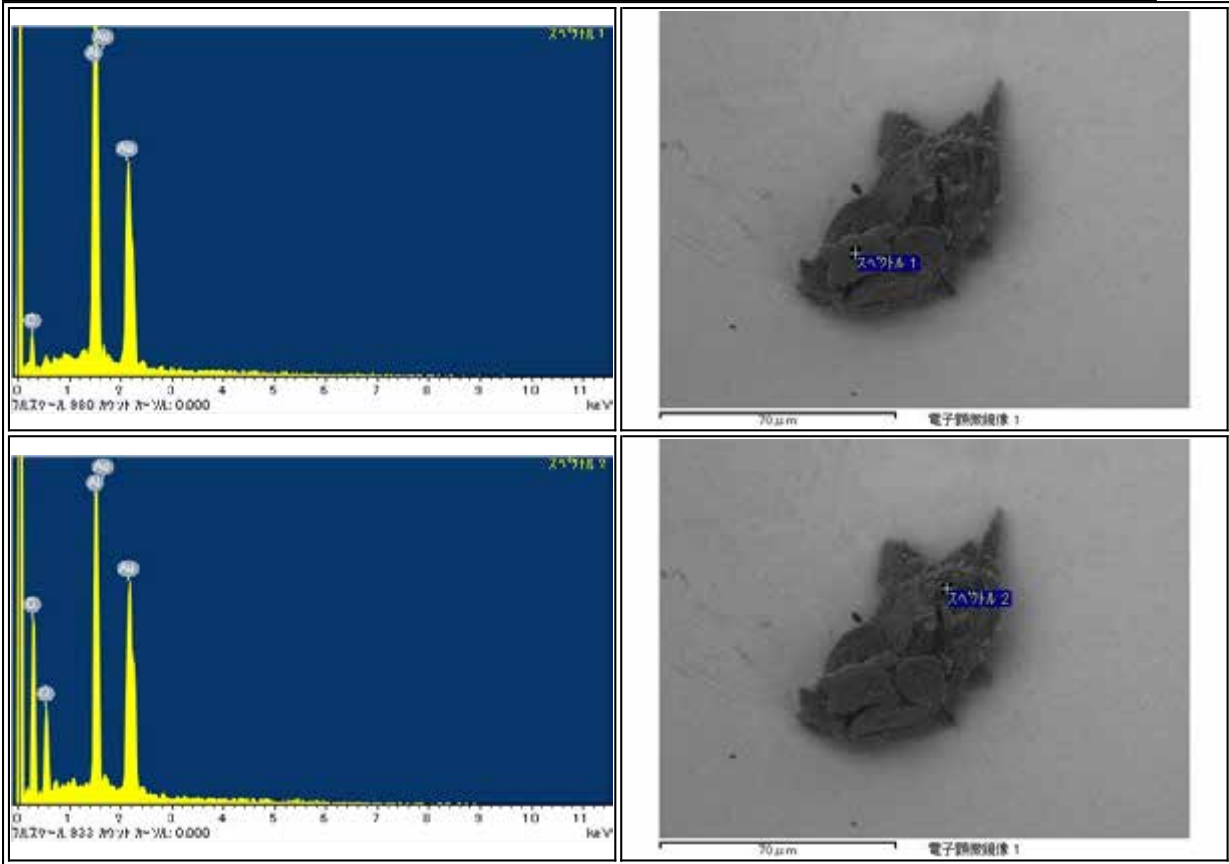
# RB-CV-0070

Parent	Status	Date	Size	Transfer	Category	Phase	InitialAnalysis	label	References	Comment
-	Curation	-	72µm	BCV-base	4	(Fe,Cr,Ni)	SEM	-	-	-




# RB-CV-0072

Parent	Status	Date	Size	Transfer	Category	Phase	InitialAnalysis	label	References	Comment
-	Curation SG07d6	121204	87μm	BCV-base,SG07d6	4	Al,(C,O)	SEM	-	-	-



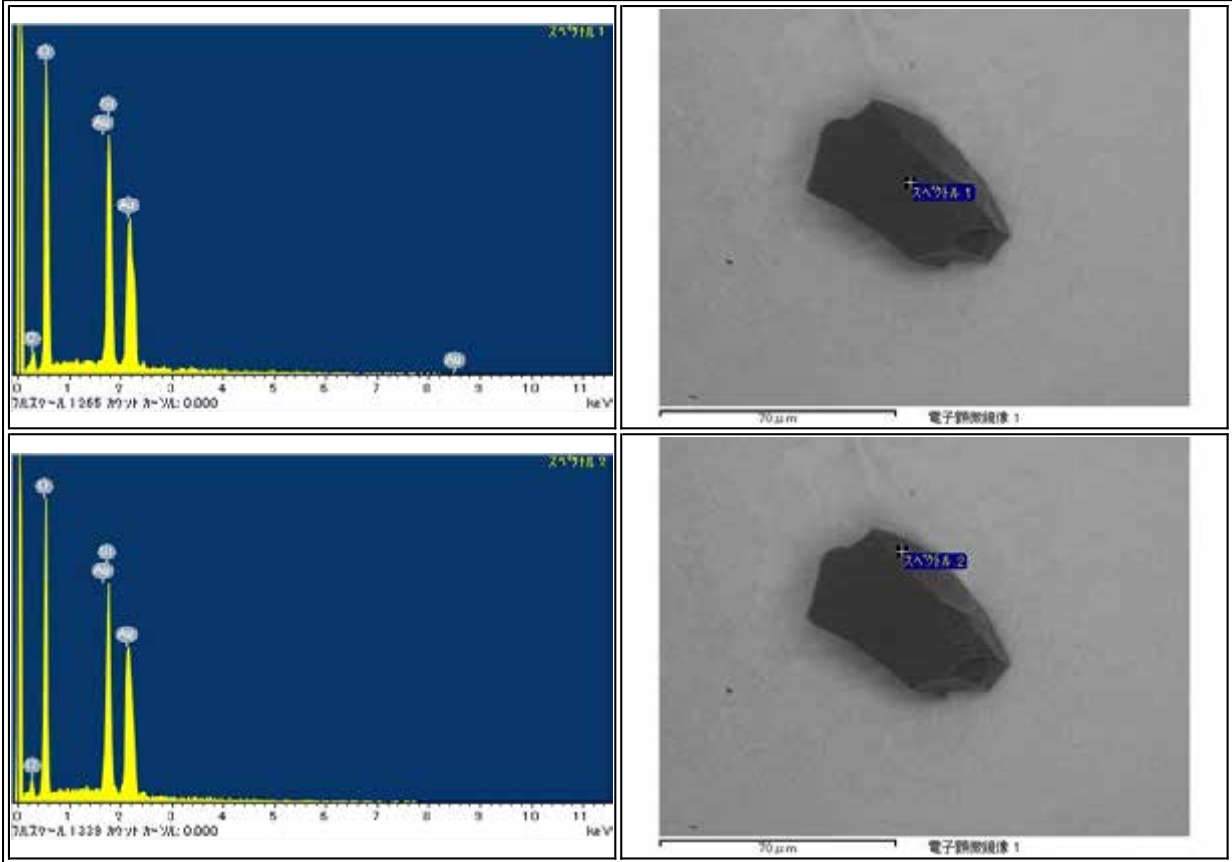
# RB-CV-0073

Parent	Status	Date	Size	Transfer	Category	Phase	InitialAnalysis	label	References	Comment
-	Curation SG07d7	121205	73μm	BCV-base,SG07d7	4	Al	SEM	-	-	-



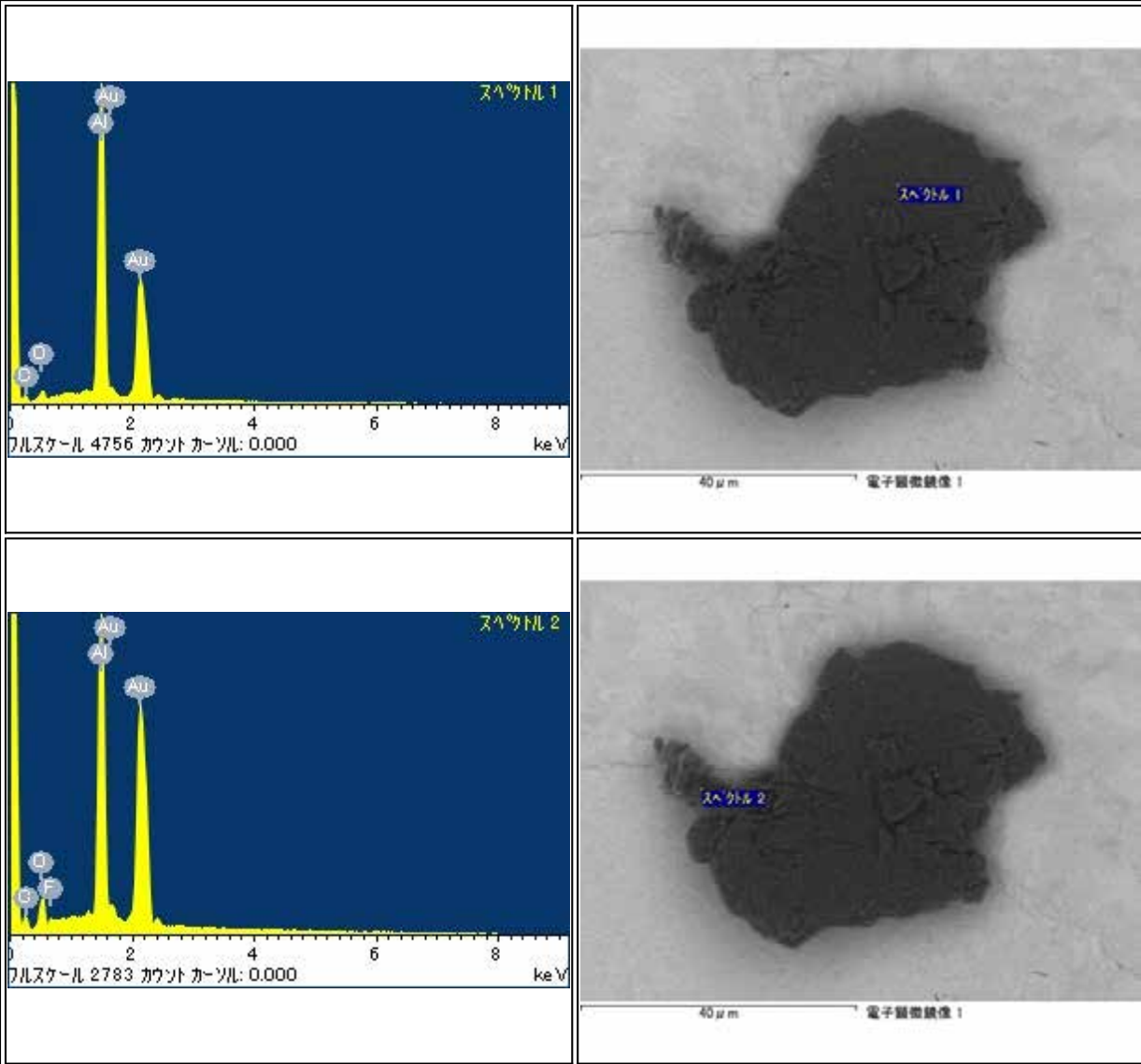
# RB-CV-0075

Parent	Status	Date	Size	Transfer	Category	Phase	InitialAnalysis	label	References	Comment
-	Curation SG07d8	121204	63μm	BCV-base,SG07d8	4	(Si,O)	SEM	-	-	-



RB-QD04-0017

Parent	Status	Date	Size	Transfer	Category	Phase	InitialAnalysis	label	References	Comment
-	Curation SG07a0	120106	56µm	SG07a0	4	Al,CF	SEM	-		-





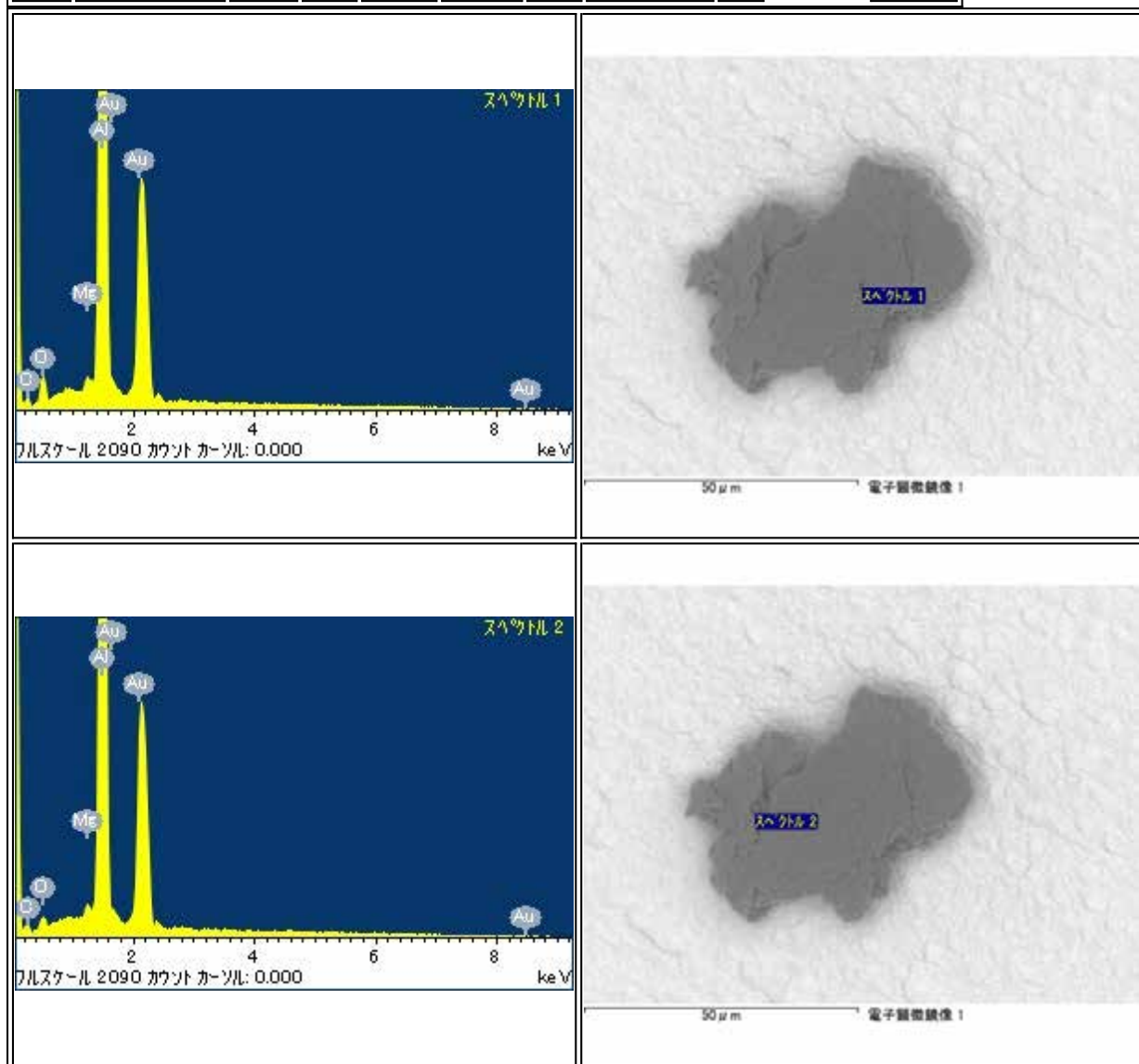
# RB-QD04-0032

Parent	Status	Date	Size	Transfer	Category	Phase	InitialAnalysis	label	References	Comment
-	Curation SG07a2	120106	38μm	SG07a2	4	SiO	SEM	-		-

<p>スเปクトル 1</p> <p>フルスケール 2615 カウント カーツル: 0.000 keV</p>	<p>50 μm 電子顕微鏡像 1</p>
<p>スเปクトル 2</p> <p>フルスケール 1089 カウント カーツル: 0.000 keV</p>	<p>50 μm 電子顕微鏡像 1</p>
<p>スเปクトル 3</p> <p>フルスケール 1089 カウント カーツル: 0.000 keV</p>	<p>50 μm 電子顕微鏡像 1</p>


## RB-QD04-0050

Parent	Status	Date	Size	Transfer	Category	Phase	InitialAnalysis	label	References	Comment
-	Curation SG07a4	120106	55µm	SG07a4	4	AI	SEM	-		-



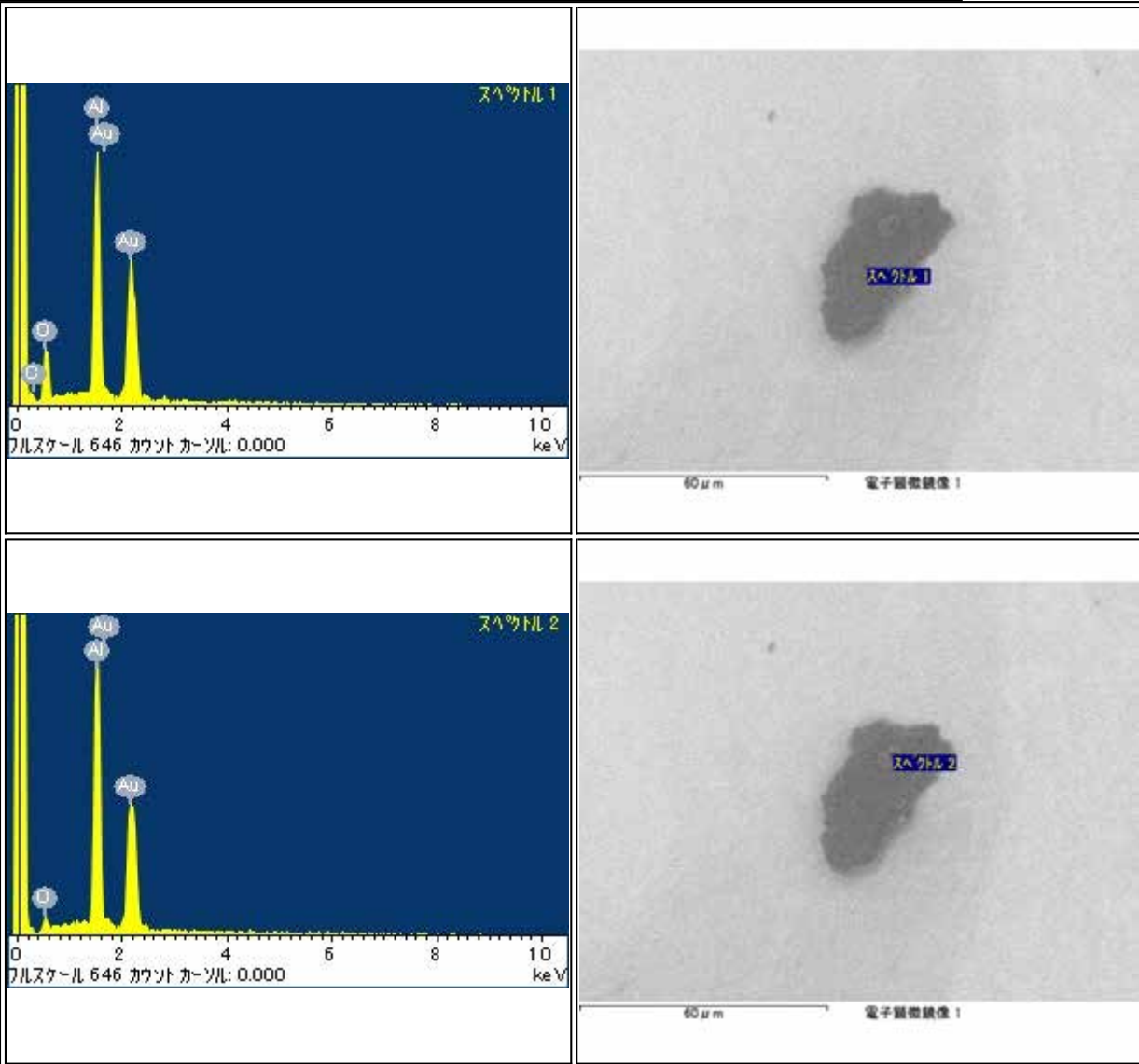
RB-QD04-0065

Parent	Status	Date	Size	Transfer	Category	Phase	InitialAnalysis	label	References	Comment
-	Curation SG07b7	120507	37μm	SG07b7	4	Al	SEM	-	-	-


# RB-QD04-0067

Parent	Status	Date	Size	Transfer	Category	Phase	InitialAnalysis	label	References	Comment
-	Curation SG07b8	120507	48μm	SG07b8	4	Al	SEM	-	-	-



## RB-QD04-0073

Parent	Status	Date	Size	Transfer	Category	Phase	InitialAnalysis	label	References	Comment
-	Curation SG07b9	120508	32μm	SG07b9	4	(Al,O)	SEM	-	-	-



# RB-QD04-0098

Parent	Status	Date	Size	Transfer	Category	Phase	InitialAnalysis	label	References	Comment
-	Curation SG07c0	120529	39μm	SG07c0	4	(Si,O)	SEM	-	-	-

